

GIFT IDEA #9

NIFTY NOTEBOOK

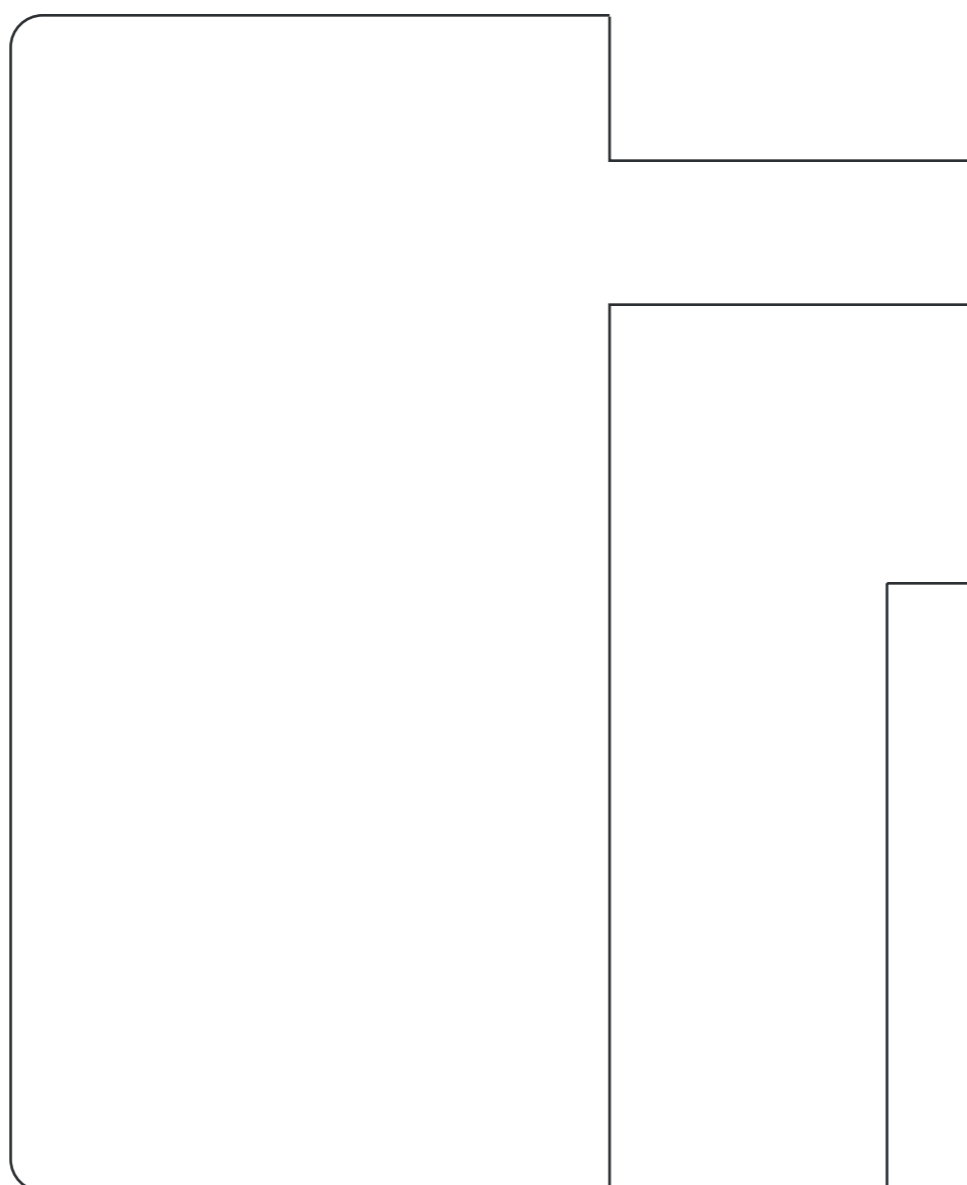
Created by Ben Butler of Benjamin Butler Co.

PATTERN

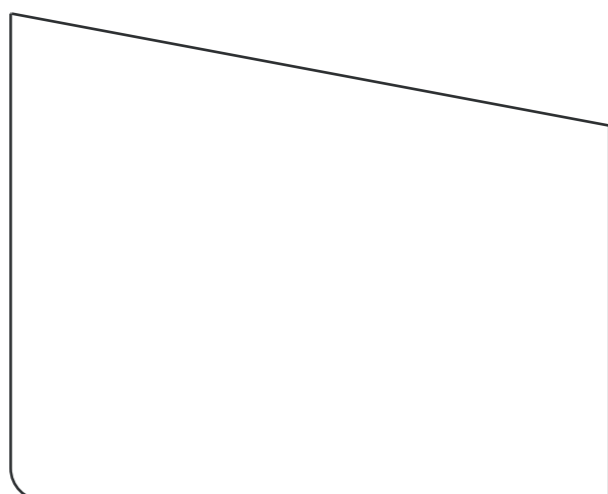
*Piece 1
Main Body*




*Piece 2
Inside left
large pocket
with pen
holder*



*Piece 3
Inside left
small pocket*



*Piece 4
Right pocket
notebook sleeve*



NIFTY NOTEBOOK

Created by Ben Butler of Benjamin Butler Co.

INSTRUCTIONS

1. Glue templates to a file folder or other thick card stock with a glue stick and trim templates to shape.
2. Place templates on leather and use scratch awl to trace template pattern into leather.
3. Line up cork or rubber-backed ruler with lines left by scratch awl and cut out pattern with utility blade or craft knife. Keep blade perpendicular to leather to help ensure a nice, square cut. *Pro Tip!*
4. Round over any corners that need it with round punch or utility blade/craft knife.
5. Use skiving tool to remove some of back side of the leather on pen holder.
6. Glue back edge of pen holder in place with glue tape or leather/barge glue.
7. Once glue is dry, use 2mm Pricking Fork to punch holes for stitching. Sew pen holder pieces together using a saddle stitch.
8. Bevel edge of top side of all leather pieces.
9. Apply glue or glue tape to the three pocket pieces. Use roughing tool to rough the top side of smallest leather piece to ensure glue/tape holds securely.
10. Use Wing Divider to scratch lines to follow with 2mm Pricking Fork. Keep a uniform distance from the edge and keep line straight.
11. Use 2mm Pricking Fork to punch holes for stitching. Use a saddle stitch to sew pocket pieces to main body.
12. Rub burnisher on edges of leather with a rapid back and forth motion while applying downward pressure. You can use Eco-Flo® Super Shene as an edge burnishing fluid to lubricate the leather and achieve a high sheen after burnishing. *Pro Tip!*

Check
Your List...

- FREE PATTERN**
tandy-leather.com/maker
- 20" x 20" VEG-TAN 3-4 OZ.**
3080-05
- CRAFT KNIFE**
3080-05
- CUTTING MAT**
3463-04
- STAMP SET OF CHOICE**
- WAXED THREAD**
1206-02
- SEWING NEEDLES**
1198-05
- 2 MM PRICKING FORK/ DIAMOND CHISEL**
88055-10
- VARIABLE SPEED SANDER/ BURNISHER**
3972-00
- SAFETY BEVELER**
3001-00
- FIEBING'S EDGE KOTE (OPTIONAL)**
3001-00
- AWL**
3217-00
- LEATHER GLUE**
2540-01
- CRAFTOOL® EDGE BEVELER**
1373-15
- 3"X5" NOTEPAD**
4188-50
- ECO-FLO® SUPER SHENE**
2610-01
- MALLET**
3446-00

EST. **tandy** 1919
LEATHER

MAKE YOUR MARK™