



Tahoe Traditional Clean-Face  
LUXURY DIRECT-VENT FIREPLACE

*Tahoe*



ON THE COVER: Tahoe Luxury Clean-Face Fireplace with Rustic Brick Liner

# Tahoe Traditional Clean-Face LUXURY DIRECT-VENT FIREPLACE

With its large ceramic glass window and clean-face design, this luxury direct-vent fireplace creates the illusion of a site-built fireplace, but offers the convenience and operating efficiency of a modern gas system. The traditional luxury clean-face fireplace is available in 36-inch and 42-inch models. The available blower helps circulate warm air more quickly and is controlled by a convenient multi-function remote.

Designed for in-wall installation, our luxury clean-face models require just over 22 inches of depth. The venting connects to the top of the fireplace, but can run out the wall or up through the roof. Tile or other noncombustible material may be used to conceal the outer edge of the fireplace to create a true built-in system.

These direct-vent fireplaces draw in fresh outside air to support combustion and exhaust combustion by-products to the outdoors. The 5 x 8 vent-within-a-vent isolates the incoming fresh air from the exhaust, yet still requires just a single hole through the wall or roof.

A fireplace barrier screen is included to help protect you and your family from inadvertently touching the hot glass.



Tahoe Luxury Clean-Face Fireplace with Old World Stone Liner

# INSPIRING VERSATILITY

The Luxury Clean-Face Tahoe has a ceramic glass view window for exceptional heat transfer and a unique burner that delivers a rich flame pattern. The 9-piece ceramic fiber log set is hand painted for stunning realism with detailed bark, knots, and charring.

The Luxury Fireplace includes a four-piece Ceramic Fiber floor in Rustic Brick. Complete the liner with side and rear panels in Rustic Brick, change the look of your fireplace with the Old World Stone liner, featuring rugged stones; or opt for a more contemporary look with the lustrous black porcelain liner that reflects the flames from multiple angles to add depth.

## Liners


(ONE REQUIRED)



Old World Stone




Rustic Brick



Black Porcelain

## Decorative Doors & Other Accessories

(OPTIONAL)



Forged Iron Doors



Decorative Andirons



Optional Variable-Speed Blower



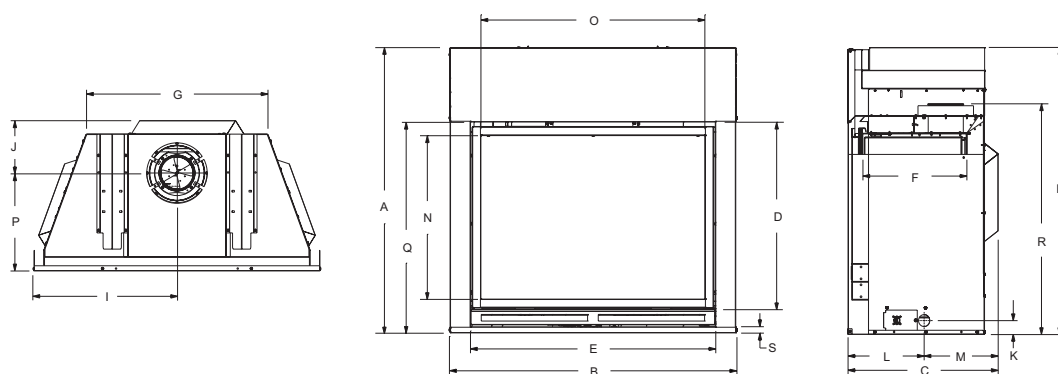
Optional Lighting Kit

Dimensions (in inches)		
DIMENSION	DVCX36FP	DVCX42FP
A	41 7/8	41 7/8
B	42 1/4	46 1/4
C	22 1/16	22 1/16
D	27 1/2	27 1/2
E	35 9/16	39 15/16
F	15 1/4	15 1/4
G	28 3/8	32 3/8
H	42 1/8	42 1/8
I	19 1/8	23 1/8
J	7 11/16	7 11/16
K	2	2
L	4 1/2	4 1/2
M	10 7/8	10 7/8
N	24	24
O	32 7/8	36 7/8
P	14 3/8	14 3/8
Q	31	31
R	33 9/16	33 9/16
S	1	1

Btus (Max / Min)		
	DVCX36FP	DVCX42FP
Natural	37,000 / 26,000	40,000 / 27,000
LP	34,000 / 27,000	36,000 / 29,000

Framing Dimensions (in inches)		
	DVCX36FP	DVCX42FP
Height	42 5/16	42 5/16
Width	42 3/8	46 3/8
Depth	21 1/2	21 1/2

Specifications	
Type of Gas	Natural or LP
Iron Pipe Size (N.P.T.)	1/2-inch
Ignition Systems	Millivolt, Intermittent Pilot, or Multifunction Remote
Venting	5 x 8 inch



### Warranty

10-year limited warranty on combustion chamber, limited lifetime on glass. All other parts carry a three-year limited warranty. All remote controls carry a one-year limited warranty.

Member of the following industry associations:



This appliance is design-certified to the ANSI standard by:



Empire Comfort Systems Inc.  
918 Freeburg Ave.  
Bellefonte, PA 16823-2623  
info@empirecomfort.com  
WMH-00973 2/01/19

Empire is committed to continuous product improvement; specifications are subject to change without notice. Dimensions in this brochure are approximate; read and follow the framing dimensions in the owners manual supplied with your Empire product. Flame size, shape, and color will vary from photos.

The Empire Comfort Systems and White Mountain Hearth names and logos are registered U.S. trademarks.