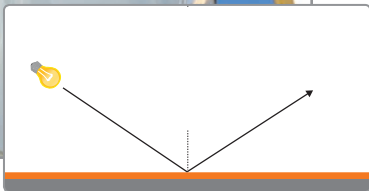



elcometer®
inspection equipment



Elcometer 480
Glossmeters

Visual appearance can determine a person's perception of a product. Perception is subjective. A key measurement parameter used to define and quantify a product's overall visual quality is gloss.



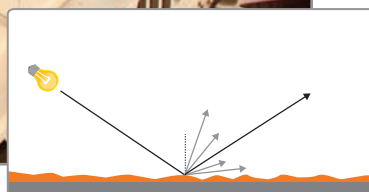
High Gloss

Gloss is measured by directing a constant intensity light beam, at a fixed angle, on to the test surface and then monitoring the amount of reflected light from the same angle. This specular reflectance is measured using a glossmeter.

Different surfaces require different reflective angles.

High Gloss

Surfaces with a brilliant or highly polished finish reflect images clearly. This distinct reflection is caused by the incident light reflecting on the surface in a specular direction.



Semi & Matt Gloss

Semi & Matt Gloss

Semi and matt surfaces reflect images less distinctly and with reduced intensity.

On semi or matt surfaces light not only reflects in a specular direction but also is scattered causing the reflected image to appear diffused.

Choosing the correct angle for gloss measurement

Gloss measurement is based on the amount of light reflected on the surface relative to a polished glass reference standard, measured in Gloss Units (GU). The amount of light that is reflected on the surface is dependent on the angle of incidence and the properties of the surface.

Gloss is categorised as either matt, semi or high gloss. In order to determine the most appropriate measurement angle start with a glossmeter set at a 60° angle of incidence.

If the result is between 10 - 70GU, the coating is termed 'semi-gloss' and should be measured using the 60° angle. If the result is less than 10GU, the product is 'low gloss' and should be measured using the 85° angle and if it is greater than 70GU, the product is known as 'high gloss' and should be measured using the 20° angle.

All three angles should be recorded (20, 60 & 85°) when measuring gloss on anodised metals to ensure a complete understanding of the specular reflectance between the coating and the metal substrate.

Gloss Range	60° value	Measure with
High Gloss	> 70GU	20°
Semi Gloss	10 - 70GU	60°
Low/ Matt	< 10GU	85°

% Reflectance (%)

% Reflectance compares the amount of light energy transmitted and received by a glossmeter and expresses the value as a percentage. The shinier a surface is, the closer the value will be to 100%.

Whilst the Gloss Unit (GU) scale is linear, each angle of incidence has a different measurement range; 0 – 2000GU (20°), 0 – 1000GU (60°), 0 – 160GU (85°).

% Reflectance displays the measurement value as a percentage relative to the selected angle of incidence. For example, a value of 1000GU at 20° would be expressed as 50%₂₀ and 500GU would be expressed as 25%₂₀, but at 60° this would be expressed as 50%₆₀.

Haze (HU)

Haze causes a drop in reflected contrast and causes 'halos' to appear around the reflected light sources, dramatically reducing the visual quality.

In accordance with ASTM D4039 haze is defined as the numeric difference between the specular reflectance at 60° and 20°.

This is expressed in Haze Units (HU).



Elcometer 480

Glossmeters

new

The Elcometer 480 range are easy to use glossmeters which combine high accuracy, repeatability and reproducibility with functionality making them the most advanced glossmeters on the market today.

- Small, robust & ergonomic
- 3 - 10 readings per second
- Repeatable, reproducible & accurate
- Multiple angles; 20°, 60°, 85°
- 40,000 reading memory in up to 2,500 batches
- Date and time stamped readings
- USB & Bluetooth® data output
- PC, iPhone or Android™ compatible
- Automatic gauge & tile diagnostics
- Auto calibration tile recognition via RFID*
- 40 user definable limit standards
- Standard, auto repeat and scan modes
- Differential mode with pass/fail
- Display readings, statistics, graphs & batch review



STANDARDS:

AS/NZS 1580.602.2, ASTM C584, ASTM C523, ASTM D523, ASTM D1455, ASTM D2457, ASTM D4039, ASTM D4449, ASTM D5767, ASTM E430, ASTM E2387, BS 3900 D5, DIN 67530, ECCA T2, EN 12373-11, EN 13523-2, ISO 7668, ISO 2813, ISO 13803, ISO 17025, JIS K 5600-4-7, JIS Z 8741, TAPPI T 653 (20°)

* Radio Frequency Identification; patent applied for

Glossmeters

Elcometer 480



Small, robust and ergonomic, the Elcometer 480 range of glossmeters have been designed to exceed the demands of industry today.

Combining easy to use, multi-lingual menu structures with exceptional repeatability, reproducibility & accuracy, the Elcometer 480 provides users with best in class hand held gloss measurement.

Using state of the art design and manufacturing techniques provides world leading features and functionality - reliably measuring & recording Gloss, % Reflectance & Haze on any material, including paint, plastic, ceramic or metal.

The Elcometer 480's rapid LED technology accurately measures up to 3 angles at the same time at a rate of 10 readings per second.

Measurements can be instantly transferred to PC, iPhone, Android™ or other mobile devices via USB or Bluetooth®.

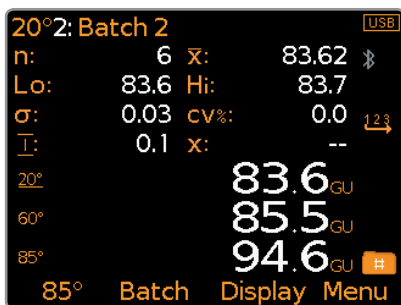
Using the ElcoMaster™ software, professional reports for gloss and other appearance measurements can be quickly generated. Alternatively gloss readings can be combined with other key measurement parameters such as coating thickness, adhesion and oven temperature profile - within the same software package.

PC **Android™** 

Made for  iPod  iPhone  iPad

 compatible with **ElcoMaster™**

Elcometer 480



Glossmeters

The Model Range

The Elcometer 480 is available as either a simple entry level 60° glossmeter or state of the art Single, Dual or Triple angle variants.

- Single: 60°
- Dual: 20° & 60°
- Triple: 20°, 60° & 85°

Memory and Batching

Store 40,000 date and timed stamped readings in up to 2,500 user definable alpha-numeric batches.

Readings can be transferred to PC, iPhone, Android™ or other mobile devices via USB or Bluetooth® for instant reporting using ElcoMaster™ software.

Display Modes

Fully customisable, scratch and solvent resistant colour LCD allows the user to display:

- Gloss, % Reflectance or Haze readings
- Statistics
- Readings and Differential with pass/fail
- Trend Graph
- Analogue Scan Bar

Standard, Auto Repeat & Scan Modes

No two inspections are the same. It is for this reason that the Elcometer 480 is equipped with three measurement modes:

- Standard Mode: Press the measure button to take an individual spot measurement.
- Auto Repeat Mode: When the glossmeter is slid over the surface a measurement of all three angles is automatically taken at a user definable rate between 10 - 180 readings per minute. When enabled all the individual readings are stored into memory.
- Scan Mode: As the glossmeter slides over the entire surface area the gauge measures all three angles at a continuous rate of 10 readings per second. When stopped, the gauge displays and stores the average, highest and lowest values - ideal for checking a sample's overall uniformity.

Glossmeters

Elcometer 480

Accuracy & Repeatability

Advanced electronics and a superior optical design combines highly accurate, repeatable and reproducible measurements with industry leading inter-instrument agreement - across its entire 0 - 2,000GU range.



Range	0-10GU	10-100GU	100-2000GU
Repeatability	±0.1GU	±0.2GU	±0.2%
Reproducibility	±0.2GU	±0.5GU	±0.5%

Limit Standards and Differential Mode with Pass/Fail

When visual appearance is critical Master Standards are created. These are generated and approved by the customer and then used by manufacturers as part of their quality control inspection regime. As these Master Standards have been visually approved they often do not have numerical gloss values assigned.



In order to avoid subjectivity between inspectors, the Elcometer 480 can automatically generate and store the nominal (target), highest & lowest acceptable gloss values (Limits) from the Master Standard.

Up to 40 Limits for each customer's Master Standards can be stored within, and recalled from, the gauge's 'Limit Standard' memory.

When Limit Standards are used in combination with the gauge's Differential Mode, the Elcometer 480 displays the measurement value together with the difference from the nominal (target) value.

Readings outside the Limit Standard are displayed in red, providing quick Pass/Fail analysis.

Due to the Elcometer 480's industry leading inter-instrument agreement, once a Master Standard Limit has been created, the gauge can transfer these values to other Elcometer 480 glossmeters, via the ElcoMaster™ software's Library of Limit Standards, at any time.

Information from multiple glossmeters can be combined into a single inspection report within ElcoMaster™, ideal for multiple production and assembly lines.



Elcometer 480

Glossmeters

Create instant reports with ElcoMaster™

What you do with the collected data is just as important as taking the readings themselves.



ElcoMaster™ is a fast, easy to use software solution for all your data management and quality assurance needs, preparing professional inspection reports at the click of a button.

Data transferred to ElcoMaster™ includes;

- 20° 60° & 85° Gloss Units (GU)
- Haze Unit (HU)
- % Reflectance (%)
- Date & time for each reading
- Limit Standard values
- Batch information & statistics
- Calibration information including date/time, serial number & tile values

Whether you are in the field or on the factory floor, using the ElcoMaster™ Mobile App users can;

- Store live readings directly on to a mobile device and save them into batches
- View graphs in real-time whilst carrying out the inspection
- Add notes to individual batch reading
- Add photographs of the test surface to each individual batch reading at the click of a button
- Plot individual readings on to a location Map photograph or diagram via the mobile device's internal GPS
- Inspection data can be transferred from mobile to PC for further analysis and reporting
- Generate instant .pdf report for submission

Glossmeters

Elcometer 480

Connect

Connect gauge via Bluetooth® to see live readings directly on the phone and save them into batches.

Review

Review average, maximum and minimum readings instantly.

Manage & Print

Store all data; gloss, dry film thickness, surface profile, climate and manual reports in easy to manage folders.

Photos & Notes

Add photos, notes and comments.

Image Collection

Use measurement location points on images to indicate the position for the next reading.

Combine

Combine different inspection parameters (such as gloss, dry film thickness, oven temperature profile and adhesion) together with images, notes and other project specific information into reports.

Collaborate

Share inspection data securely via the Cloud and collaborate on projects using the instant messaging feature in ElcoMaster™.

Send

Email inspection data from a mobile device to a PC for further analysis and reporting or transfer data via the Cloud.



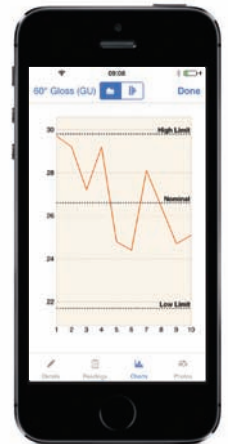
PDF



Email



Cloud



Using the Limit Standard Library within ElcoMaster™, Limit Standards from one gauge can be transferred to other gauges optimising the inspection process.

PC



Elcometer 480

Glossmeters

Product Features	■ Standard	□ Optional
	Model B	Model T
Measurement geometries	60°	60°, 20/60° or 20/60/85°*
Measurement units	GU	GU, HU [†] & %
Fast, accurate reading rate	■	■
Repeatable & reproducible measurements	■	■
Easy to use menu structure; <i>in 30+ languages</i>	■	■
Tough, impact, waterproof & dust resistant	■	■
Scratch & solvent resistant colour display; 2.4" (6cm) TFT	■	■
Rotating display: <i>auto, 0°, 180°</i>	■	■
Ambient light sensor; <i>with adjustable auto brightness</i>	■	■
Data output		
USB live readings	■	■
USB batch download		■
Bluetooth®: <i>to PC, iOS or Android™ mobile devices</i>		■
USB & battery powered	■	■
Calibration Certificate	■	■
Manual gauge calibration	■	■
Auto gauge calibration; <i>via RFID tagging of integrated calibration tile[#]</i>		■
On screen statistics - <i>user selectable</i>		
Number of readings, Mean (average), Standard deviation,	■	■
Highest reading, Lowest reading, Range		■
Coefficient of variation,		■
Nominal value, High Limit value, Low Limit value		■
Number above high limit, Number below low limit		■
Measurement modes		
Standard Mode	■	■
Auto Repeat Mode; <i>programmable 10-180 readings per minute</i>		■
Scan Mode; <i>10 readings per second</i>		■
Differential Mode with Pass/ Fail mode;		■
Limit Standards; <i>up to 40 programmable standards</i>		■
Gauge & batch specific standard limits		■
Gauge memory 40,000 readings in up to 2,500 batches		■
Alpha-numeric batch names		■
Fixed batch size mode		■
Date and time stamp		■
Gauge auto diagnostics	■	■
Display modes; <i>user selectable</i>		
Readings; <i>gloss, % reflectance[†], haze[†]</i>	■	■
Selected statistics	■	■
Live trend graph; <i>last 20 readings</i>		■
Scan bar		■
Readings & differential (with pass/fail)		■
Delete last reading	■	■
2 year extended warranty	■	■

* Dependant on model




[#] Radio Frequency Identification; patent applied for[†] Haze on Dual and Triple models only

Glossmeters

Elcometer 480

Technical Specification

C

Part Number	Description	Certificate	
J480B-6	Elcometer 480 Model B 60° Glossmeter	•	
J480T-6	Elcometer 480 Model T 60° Glossmeter	•	
J480T-26	Elcometer 480 Model T 20/60° Glossmeter	•	
J480T-268	Elcometer 480 Model T 20/60/85° Glossmeter	•	
Display information	2.4" (6cm) QVGA colour TFT display, 320 x 240 pixels		
Power	USB (via PC) or 2 x AA batteries (~50,000 readings)		
	20°	60°	85°
Measurement Dimensions			
	20°: 10 x 10mm	60°: 8 x 16mm	85°: 4 x 55mm
Measurement Range	0 - 2,000GU	0 - 1,000GU	0 - 160GU
Repeatability	± 0.1GU (0 - 10GU); ±0.2GU (10 - 100GU); ±0.2%: 100 - 2000GU		
Reproducibility	± 0.2GU (0 - 10GU); ±0.5GU (10 - 100GU); ±0.5% 100 - 2000GU		
Resolution	Gloss: 0.1 GU (0 - 100GU); 1 GU (>100GU) % Reflectance: 0.01% (0 - 10GU); 0.1% (10 - 100GU) Haze: 0.1 HU (0 - 100HU); 1 HU (>100HU)		
Operating Temperature	-10°C to 50°C (14 to 122°F); Relative Humidity: 0 - 85%RH		
Dimensions (H x W x D)	68 x 155 x 50mm (2.68 x 6.10 x 1.97")		
Weight	534g (1lb 3oz) [including batteries]		
Packing List	Elcometer 480 Glossmeter, integrated calibration tile, calibration certificate, 2 x AA batteries, wrist strap, operating instructions, plastic carry case, ElcoMaster™ software (Model T) and USB cable (Model T)		

Accessories

T48024798-LC	Low Gloss Calibration Tile	Nominal Value: 22GU at 60°	•
T48024798-MDC	Mid Gloss Calibration Tile	Nominal Value: 55GU at 60°	•
T48024798-H	High Gloss Calibration Tile*	Nominal Value: 97GU at 60°	•
T48024798-HC	High Gloss Calibration Tile	Nominal Value: 97GU at 60°	•
T48024798-MRC	Mirror Gloss Calibration Tile	Nominal Value: 1900GU at 20°	•
T48024798-SH	Soft Material Specimen Holder, complete with 3 sample trays		
T48025004	Soft Material Sample Trays (x3)		
T99923535	Gloss Tile Cleaning Cloth		
T99925002	USB Cable		



Each calibration tile is supplied within its own base unit to ensure measurement accuracy and repeatability




The soft material specimen holder is supplied with 3 sample trays - ideal for testing soft, powder or viscous materials



• Certificate supplied as standard.

* Supplied with gauge



elcometer®
www.elcometer.com

ENGLAND

Elcometer Limited
Manchester M43 6BU
Tel: +44 (0)161 371 6000
Fax: +44 (0)161 371 6010
e-mail: sales@elcometer.com

BELGIUM

Elcometer SA
B-4681 Hermalle /s Argenteau
Tel: +32 (0)4 379 96 10
Fax: +32 (0)4 374 06 03
e-mail: be_info@elcometer.com

FRANCE

Elcometer Sarl
45430 Bou
Tel: +33 (0)2 38 86 33 44
Fax: +33 (0)2 38 91 37 66
e-mail: fr_info@elcometer.com

GERMANY

Elcometer Instruments GmbH
D-73431 Aalen
Tel: +49(0)7361 52806 0
Fax: +49(0)7361 52806 77
e-mail: de_info@elcometer.de

THE NETHERLANDS

Elcometer NL
3584 BH Utrecht
Tel: +31 (0)30 210.7005
Fax: +31 (0)30 210.6666
email: nl_info@elcometer.com

JAPAN

Elcometer KK
Nisso Dai 23 Building,
Room 804, 3-8-25, Toranomon,
Minato-ku, Tokyo 105-0001
Tel: +81-3-6869-0770
Fax: +81-3-6809-1442
e-mail: jp_info@elcometer.com

REPUBLIC OF SINGAPORE

Elcometer (Asia) Pte Ltd
Singapore 589472,
Tel: +65 6462 2822
Fax: +65 6462 2860
e-mail: asia@elcometer.com

USA

MICHIGAN
Elcometer Inc
Rochester Hills Michigan 48309
Tel: +1 248 650 0500
Toll Free: 800 521 0635
Fax: +1 248 650 0501
e-mail: inc@elcometer.com

TEXAS

Elcometer of Houston
1146 Sheffield, Unit D,
Houston, TX 77015
Tel: +1 713 450 0631
Toll Free: 800 521 0635
Fax: +1 713 450 0632
e-mail: inc@elcometer.com

Elcometer 480 Model T: Made for iPhone 5S, iPhone 5C, iPhone 5, iPhone 4S, iPhone 4, iPad (4th generation), iPad mini, iPad 2, and iPod touch (4th and 5th generation). "Made for iPod," "Made for iPhone," and "Made for iPad" mean that an electronic accessory has been designed to connect specifically to iPod, iPhone, or iPad, respectively, and has been certified by the developer to meet Apple performance standards. Apple is not responsible for the operation of this device or its compliance with safety and regulatory standards. Please note that the use of this accessory with iPod, iPhone, or iPad may affect wireless performance.

iPad, iPhone, and iPod touch are trademarks of Apple Inc., registered in the U.S. and other countries. App Store is a trademark of Apple Inc., registered in the U.S. and other countries. Suitable for mobile devices running Android™ software version 2.1 and upwards. Elcometer is a registered trademark of Elcometer Limited. All other trademarks acknowledged.

Due to our policy of continuous improvement, Elcometer Limited reserves the right to change specifications without notice. All gauges come with a 1 year warranty as standard, the Elcometer 480 is extendable within 60 days from date of purchase, free of charge, to 2 years via www.elcometer.com

© Elcometer Limited, 2014. All rights reserved. No part of this document may be reproduced, transmitted, stored (in a retrieval system or otherwise), or translated into any language, in any form, or by any means, without the prior written permission of Elcometer Limited.