

# elcometer®

inspection equipment



## ENGLAND

Elcometer Limited  
Manchester M43 6BU  
Tel: +44 (0)161 371 6000  
Fax: +44 (0)161 371 6010  
e-mail: sales@elcometer.com

## FRANCE

Elcometer Sarl  
45430 Bou  
Tel: +33 (0)2 38 86 33 44  
Fax: +33 (0)2 38 91 37 66  
e-mail: fr\_info@elcometer.com

## USA

Elcometer Inc  
Rochester Hills Michigan 48309  
Tel: +1 248 650 0500  
Toll Free: 800 521 0635  
Fax: +1 248 650 0501  
e-mail: inc@elcometer.com

## GERMANY

Elcometer Instruments GmbH  
D-73431 Aalen  
Tel: +49(0)7361 52806 0  
Fax: +49(0)7361 52806 77  
e-mail: de\_info@elcometer.de

## REPUBLIC OF SINGAPORE

Elcometer (Asia) Pte Ltd  
Singapore 589472,  
Tel: +65 6462 2822  
Fax: +65 6462 2860  
e-mail: asia@elcometer.com

## BELGIUM

Elcometer SA  
B-4681 Hermalle /s Argenteau  
Tel: +32 (0)4 379 96 10  
Fax: +32 (0)4 374 06 03  
e-mail: be\_info@elcometer.com

## JAPAN

Elcometer KK  
Nisso Dai 23 Building, Room 804,  
3-8-25, Toranomon, Minato-ku,  
Tokyo 105-0001  
Tel: +81-3-6869-0770  
Fax: +81-3-6809-1442  
e-mail: jp\_info@elcometer.com

## THE NETHERLANDS

Elcometer NL  
3584 BH Utrecht  
Tel: +31 (0)30 210.7005  
Fax: +31 (0)30 210.6666  
email: nl\_info@elcometer.com

DFT  
Fineness of  
Grind, Density  
Flow & Dip Cups  
Rotational Viscosity  
Flash Point, Impact Testers  
Washability & Abrasion Testers  
Film Applicators, Bend Testers, Gloss  
Thickness Gauges, Surface Profile, Wet Film  
Dry Film, Coating Thickness Gauges  
Climatic Testing, Adhesion, Pinhole Testers  
Porosity, Software, Dispersion, Inspection Kits  
Zahn Cups, Motorised Film Applicators  
Drying Time Recorders, Washability, Abrasion  
Scratch & Hardness, Elasticity & Deformation  
Surface Cleanliness, DOI Gloss Meters  
Colour, Moisture, Dewpoint Meters  
Cross-Hatch, Oven Recorders  
Surface Contamination  
ElcoMaster™



# Elcometer 138

## Bresle Salt Kit

www.elcometer.com

**Elcometer 138**

**Bresle Salt Kit**



**STANDARDS:**

AS 3894.6-A, IMO MSC.215 (82),  
 IMO MSC.244 (83), ISO 8502-6,  
 ISO 8502-9, SSPC Guide 15,  
 US Navy NSI 009-32,  
 US Navy PPI 63101-000

It is essential that the level of contaminants on a surface is measured prior to application of the coating to ensure the quality of the coating and that its optimum lifetime is achieved.

If the coating is applied to a contaminated surface, which is not properly prepared, it could fail prematurely resulting in costly re-coating and high maintenance costs.

The Elcometer 138 Bresle Kit includes the Elcometer 138 Conductivity Meter. This lightweight, portable conductivity meter accurately measures the salinity of the test samples.

The cartridge type sensor can be easily replaced when necessary and displays conductivity in a range of units including: S/cm, S/m, ppm and % salinity.

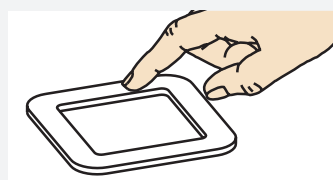
Technical Specification

| Part Number       | Description   |
|-------------------|---|
| E138-1            | Elcometer 138 Bresle Salt Kit   |
| Measurement Range | 0 mS/cm to 19.9 mS/cm and 0 S/m to 1.99 S/m   |
| Accuracy          | 2% full scale ±1 digit  |
| Dimensions        | 300 x 220 x 75mm (11 x 8.6 x 3")  |
| Weight            | 2.1kg (4.62lb)  |
| Packing List      | Box of 25 Bresle patches, Elcometer 138 Conductivity Meter, 14ml (0.5fl oz) bottle of standard 1.41 mS/cm calibration solution, 14ml (0.5fl oz) bottle of moistening solution, 250ml (8.5fl oz) bottle of pure water, 3 x 5ml (0.1fl oz) syringes, 3 x blunt needles, 30ml (1fl oz) plastic beaker, 2 x CR2032 lithium batteries, carry case and operating instructions |

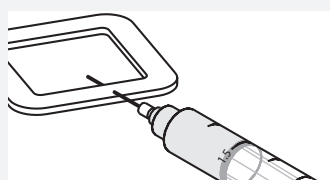
Accessories

|           |                             |           |  |
|-----------|-----------------------------|-----------|--|
| E135----B | Bresle Patches (Box of 25)  | T13818519 | Plastic Beaker 30ml (1fl oz)                           |
| T13818517 | 3 x 5ml (0.1fl oz) Syringes | T13823926 | Calibration Solution 1.41 mS/cm 14ml (0.5fl oz) bottle |
| T13818518 | 3 x Needles                 | T99911344 | Pure Water 250ml (8.5fl oz) Bottle                     |

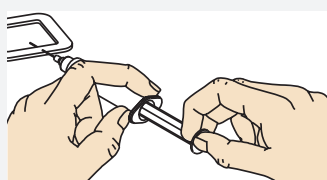
**Measuring salt contamination using the Bresle method in accordance with ISO 8502-6/ISO 8502-9**



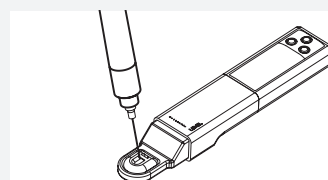
Remove protective backing and foam centre from the patch.  
 Apply the patch to surface and press firmly around perimeter to achieve a complete seal - ensuring that a minimum amount of air is trapped within the test compartment.



Insert 3ml of deionised water from the syringe into the patch through its foam perimeter, at a 30° angle, so that it passes through the foam into the test compartment.  
 Inject 1.5ml of water into the test compartment.



Reposition the needle and remove the remaining air within the compartment.  
 Remove the needle and syringe and hold the syringe with the needle pointing upwards and expel the air.  
 Insert the syringe needle into the patch and inject the remaining water.



Withdraw and pull the solution back into the syringe and re-inject back into the patch.  
 Repeat at least four times and then extract as much solution as possible.  
 Remove the syringe from the patch and measure the conductivity of the solution using a suitable Conductivity Meter such as the Elcometer 138.