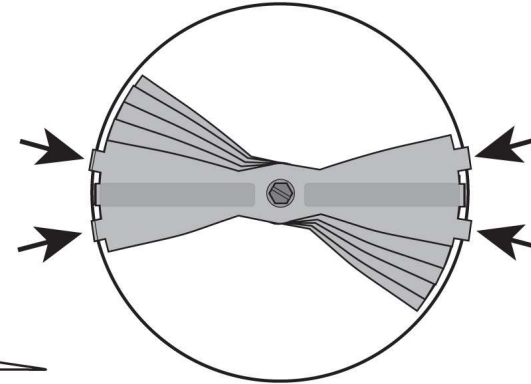
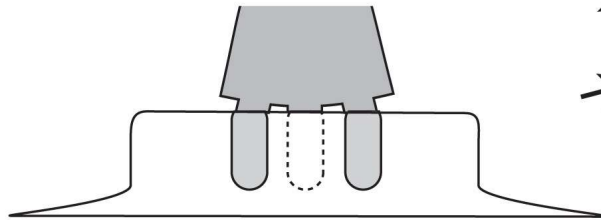


N5 - Radial Sliding Blade Damper

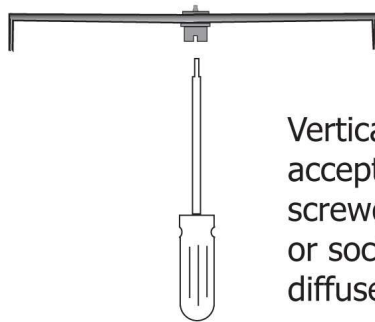


To install N5 Damper:

1. Position the damper on the diffuser neck with the middle damper mounting prongs inside the neck and the four side prongs outside the neck.

2. Press the side mounting prongs firmly against the diffuser neck to secure damper.

Damper Adjustment



Vertical Operator accepts standard screwdriver for slotted or socket head thru diffuser face.



Authorized Dealer:
1800ceiling, Inc. (ReCeil It)
51 Bell Street
West Babylon, NY 11704
www.1800ceiling.com
sales@1800ceiling.com
516-221-1484