

P2

PARASQUARE 2®


MEDIUM CELL LOW GLARE PARABOLIC LOUVER

Designed to fit in a lighting door frame

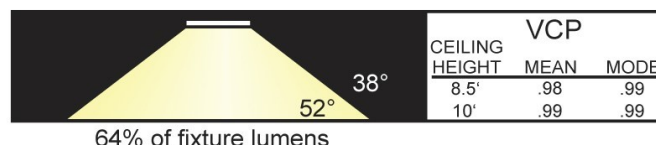
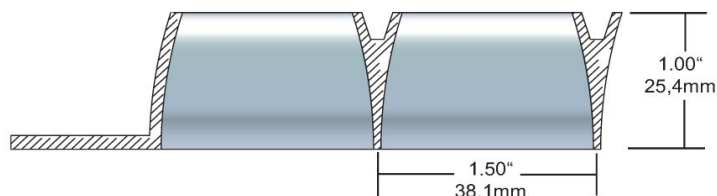
Item # 4724-P2-w/F-22-4 & 4724-P2-w/F-24-4

**Maximum Size: 22-1/2" x 22-1/2" &
22-1/2" x 46-1/2"**

P2® is the industry standard 1-1/2" x 1-1/2" x 1" (38 x 38 x 25,4mm) injection molded plastic parabolic louver. This internationally accepted product satisfies the demands of both efficiency and luminance control. The fixture style parts include an integral flange that may be used full size or trimmed to achieve lesser overall dimensions. The style 4X is molded to a generic size that fits many fixtures without trimming. Other sizes can be fabricated. Call for details.

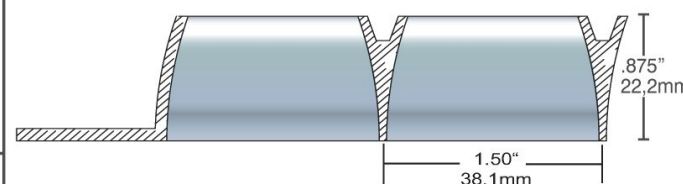


STYLE 4 and 4X



P2® - STYLE 4 FIXTURE STYLE	2 X 4	2 X 2
	ID: 20-3/8" X 44-3/8" 8 PCS/CTN 57 LBS / 26kg	ID: 20-3/8" X 20-3/8" 16 PCS/CTN 57 LBS / 26kg
	STYRENE	
SPECULAR SILVER		

STYLE 4 - 1X4



1800ceiling.com