


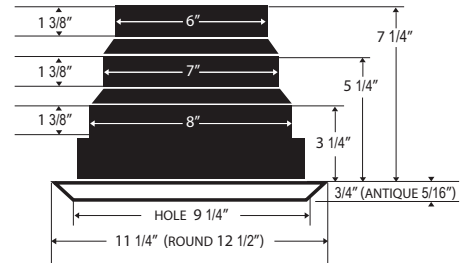
Diffuser ordering information

GRILLE PATTERNS



MV Classic standard 8x8" diffuser assembly

MODEL	DESCRIPTION	CTN QTY	CTN WT
MV2	2-way grille/damper/box	4	9 lbs
MV3	3-way grille/damper/box	4	9 lbs
MV4	4-way grille/damper/box	4	9 lbs
MV360	Round grille/damper/box	4	9 lbs
MVE	Return/exhaust grille/damper/box	4	9 lbs
MXE	Return/exhaust grille/box (no damper)	4	9 lbs

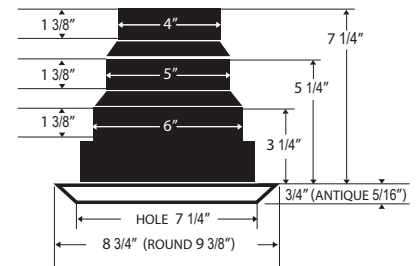


MV Retro standard 8x8" diffuser assembly

MODEL	DESCRIPTION	CTN QTY	CTN WT
MVAW	Retro White grille/damper/box	4	9 lbs
MVAB	Retro Black grille/damper/box	4	9 lbs

MV Classic small 6x6" diffuser assembly

MODEL	DESCRIPTION	CTN QTY	CTN WT
MV2S	2-way grille/damper/box	8	10.5 lbs
MV3S	3-way grille/damper/box	8	10.5 lbs
MV4S	4-way grille/damper/box	8	10.5 lbs
MV360S	Round grille/damper/box	6	7.5 lbs
MVES	Return/exhaust grille/damper/box	8	10.5 lbs
MXES	Return/exhaust grille/box (no damper)	8	10.5 lbs

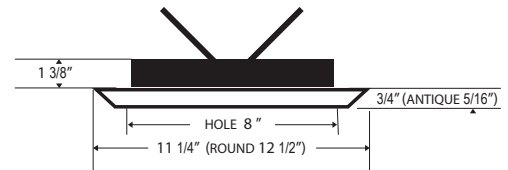


MV Retro small 6x6" diffuser assembly

MODEL	DESCRIPTION	CTN QTY	CTN WT
MVASW	Retro White grille/damper/box	8	10.5 lbs
MVASB	Retro Black grille/damper/box	8	10.5 lbs

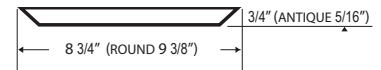
Limited clearance grille/damper

MODEL	DESCRIPTION	CTN QTY	CTN WT
GRD2	2-way grille/damper	12	15.8 lbs
GRD3	3-way grille/damper	12	15.8 lbs
GRD4	4-way grille/damper	12	15.8 lbs
GRD360	Round grille/damper	6	7.7 lbs
GRDE	Return/exhaust grille/damper	12	15.8 lbs
GRDAW	Retro grille/damper (white)	12	15.8 lbs
GRDAB	Retro grille/damper (black)	12	15.8 lbs



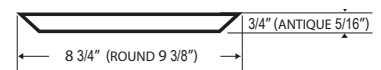
Standard Limited clearance grille only

MODEL	DESCRIPTION	CTN QTY	CTN WT
GR2	2-way grille	25	15.5 lbs
GR3	3-way grille	25	15.5 lbs
GR4	4-way grille	25	15.5 lbs
GR360	Round grille	15	9.0 lbs
GRE	Return/exhaust grille	25	15.5 lbs
GRAW	Retro grille (white)	25	11.5 lbs
GRAB	Retro grille (black)	25	11.5 lbs



Small limited clearance grille only

MODEL	DESCRIPTION	CTN QTY	CTN WT
GR2S	2-way grille small	25	10.5 lbs
GR3S	3-way grille small	25	10.5 lbs
GR4S	4-way grille small	25	10.5 lbs
GR360S	Round grille small	15	6.5 lbs
GRES	Return/exhaust grille small	25	9.0 lbs
GRASW	Retro grille small (white)	25	9.0 lbs
GRASB	Retro grille small (black)	25	9.0 lbs



Diffuser air flow specifications

MV2 (8x8") Ak=.33

CFM	PRESSURE LOSS	THROW*	FACE VELOCITY**
55	.006 WG	4.9 ft	164 ft/min
75	.009 WG	6.7 ft	229 ft/min
90	.014 WG	8.0 ft	264 ft/min
110	.021 WG	9.8 ft	330 ft/min
125	.027 WG	11.1 ft	375 ft/min
150	.039 WG	13.4 ft	451 ft/min
175	.053 WG	15.6 ft	533 ft/min
200	.069 WG	17.8 ft	604 ft/min
250	.108 WG	22.3 ft	757 ft/min
300	.156 WG	26.7 ft	909 ft/min
350	.212 WG	31.2 ft	1060 ft/min



MV2S (6x6") Ak=.17

CFM	PRESSURE LOSS	THROW*	FACE VELOCITY**
55	.028 WG	4.5 ft	308 ft/min
75	.054 WG	6.0 ft	421 ft/min
90	.102 WG	7.1 ft	592 ft/min
110	.145 WG	8.9 ft	663 ft/min
125	.181 WG	10.3 ft	785 ft/min
150	.245 WG	11.5 ft	903 ft/min
175	.325 WG	12.6 ft	1045 ft/min
200	.430 WG	14.0 ft	1155 ft/min

MV3 (8x8") Ak=.29

CFM	PRESSURE LOSS	THROW*	FACE VELOCITY**
55	.008 WG	5.0 ft	188 ft/min
75	.014 WG	6.8 ft	255 ft/min
90	.020 WG	8.1 ft	310 ft/min
110	.030 WG	9.9 ft	370 ft/min
125	.038 WG	11.3 ft	445 ft/min
150	.054 WG	13.5 ft	517 ft/min
175	.073 WG	15.8 ft	602 ft/min
200	.095 WG	18.0 ft	689 ft/min
250	.148 WG	22.5 ft	862 ft/min
300	.213 WG	27.0 ft	1034 ft/min
350	.289 WG	31.5 ft	1206 ft/min



Throw measurements are equal in all three directions +/-5%

MV3S (6x6") Ak=.17

CFM	PRESSURE LOSS	THROW*	FACE VELOCITY**
55	.056 WG	5.3 ft	344 ft/min
75	.075 WG	7.2 ft	426 ft/min
90	.130 WG	8.8 ft	570 ft/min
110	.171 WG	10.2 ft	661 ft/min
125	.230 WG	11.1 ft	785 ft/min
150	.290 WG	11.5 ft	880 ft/min
175	.445 WG	12.1 ft	994 ft/min
200	.545 WG	12.8 ft	1182 ft/min

MV4 (8x8") Ak=.30

CFM	PRESSURE LOSS	THROW*	FACE VELOCITY**
55	.007 WG	3.9 ft	183 ft/min
75	.011 WG	5.3 ft	247 ft/min
90	.017 WG	6.4 ft	293 ft/min
110	.024 WG	7.8 ft	359 ft/min
125	.030 WG	8.9 ft	410 ft/min
150	.043 WG	10.6 ft	505 ft/min
175	.057 WG	12.4 ft	562 ft/min
200	.073 WG	14.2 ft	640 ft/min
250	.114 WG	17.7 ft	833 ft/min
300	.164 WG	21.3 ft	1000 ft/min
350	.223 WG	24.8 ft	1166 ft/min



MV4S (6x6") Ak=.20

CFM	PRESSURE LOSS	THROW*	FACE VELOCITY**
55	.050 WG	4.5 ft	330 ft/min
75	.085 WG	6.3 ft	361 ft/min
90	.117 WG	7.1 ft	440 ft/min
110	.160 WG	8.2 ft	527 ft/min
125	.200 WG	9.1 ft	605 ft/min
150	.290 WG	10.2 ft	750 ft/min
175	.395 WG	10.9 ft	875 ft/min
200	.490 WG	11.5 ft	962 ft/min

MV360 (8x8") Ak=.33

CFM	PRESSURE LOSS	THROW*	FACE VELOCITY**
55	.002 WG	3.0 ft	161 ft/min
75	.003 WG	3.6 ft	223 ft/min
90	.004 WG	3.8 ft	269 ft/min
110	.005 WG	4.0 ft	328 ft/min
125	.006 WG	5.0 ft	381 ft/min
150	.010 WG	5.5 ft	449 ft/min
175	.015 WG	6.5 ft	527 ft/min
200	.021 WG	7.0 ft	612 ft/min
250	.029 WG	8.0 ft	755 ft/min
300	.038 WG	9.0 ft	904 ft/min
350	.045 WG	10.0 ft	1055 ft/min



MV360S (6x6") Ak=.17

CFM	PRESSURE LOSS	THROW*	FACE VELOCITY**
55	.006 WG	0.8 ft	214 ft/min
75	.009 WG	1.5 ft	284 ft/min
90	.014 WG	2.2 ft	347 ft/min
110	.018 WG	2.3 ft	415 ft/min
125	.025 WG	3.2 ft	437 ft/min
150	.036 WG	4.4 ft	544 ft/min
175	.045 WG	5.5 ft	614 ft/min
200	.060 WG	6.4 ft	699 ft/min

*All throw measurements are made from the center of the grille to a terminal velocity of 50 feet per minute. Direction determined by grille profile. .

**Noise level of any diffuser is directly related to face velocity. As a general rule face velocity should be under 800 FPM for residential applications. The MV diffuser with its one piece molded design, outperforms comparable diffusers causing less turbulence and noise.