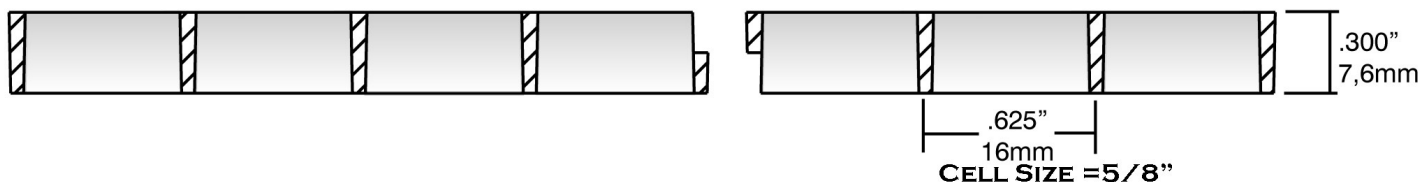




BLACK & CHROME/SILVER EGG CRATE

NOMINAL 5/8" X 5/8" X 5/16" THICK

SLP's Thincell™ TC is an injection molded cube louver that offers unequalled efficiency, economy and dimensional versatility. Standard finishes include opaque white, black and specular silver. TC is molded in both 2' x 4' and metric panel sizes. The nominal 3/8" (7,6mm) thickness offers an important freight advantage when cube and container capacity is an issue. All molded sizes include a half lap perimeter detail that facilitates continuous row applications with an unbroken appearance.



THINCELL™ SMALL CELL EGGCRATE	2 X 4 23-5/8" x 47-5/8" 600mm x 1210mm 15 PCS/CTN: 34LBS/ 15.5kg	2 X 2 23-5/8" x 23-3/4" 600mm x 603mm 30 PCS/CTN: 34LBS/ 15.5kg	1 X 4 11-3/4" x 47-5/8" 295mm x 1210mm 30 PCS/CTN: 34LBS/ 15.5kg
STYRENE			
CHROME/SILVER	4722CH-2x4N.300	4722CH-2x2N.300	4722CH-1x4N.300
BLACK	4722B-2x4N.300	4722B-2x2N.300	4722B-1x4N.300