

Questions?
Click to Live Chat



Jabra GN

Jabra Speak 510

Engineered to be unplugged.

Portable USB and Bluetooth® speakerphone.

Make every conference call productive

Take your conference room anywhere, at any time.

The Jabra Speak 510 is a portable speakerphone that gives you the power to turn any room into a conference room. Regardless of your location and your timeline, you can now join the conversation anytime, anywhere.

Slim and compact design.

Get the perfect solution for audio conferencing on demand, with a compact and lightweight design, integrated USB cable management for quick set-up, and a protective travel case.

Plug and Play solution

Plug in your USB cable or connect via Bluetooth®, and simply connect Jabra Speak to your PC, tablet or smartphone. That's it. You're ready to dial in.

Outstanding sound quality

Enjoy get crystal-clear and natural sounding calls that allow attendees to hear and speak clearly across any location.

Unlimited mobility

Choose Jabra Speak 510, enhanced with Bluetooth, to connect to any smart phone and get the freedom to communicate on your terms.

Optimal user experience

Benefit from full compatibility – including call control – with the leading UC/Softphone solutions and any Bluetooth-enabled cell phone, smartphone or tablet.

At a glance:

Jabra Speak 510

- Turn every room or space into a conference room
- Choose between an office and a personal speakerphone to call and multitask on your terms -at the office, at home or on the go.
- Experience an award-winning device recognized as #1 in sound quality (voice and music) and #1 in design*.
- Voice Command made simple. Personalize your Speak with MS Cortana, Siri® and Google Assistant™.**



Works with

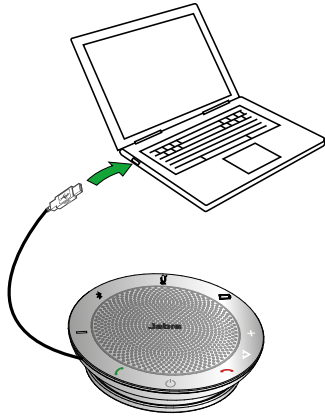


*Please visit Jabra.com for more information

** Must be configured in the PC app Jabra Direct.

Download the app at Jabra.com/Direct

How to connect



PC

Plug the Jabra Speak 510 USB cable into any available USB port on your PC. Select the Jabra Speak 510 as the default audio device in Windows Control Panel sound settings, and in your softphone audio settings.

**Questions?
Click to Live Chat**

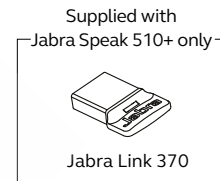
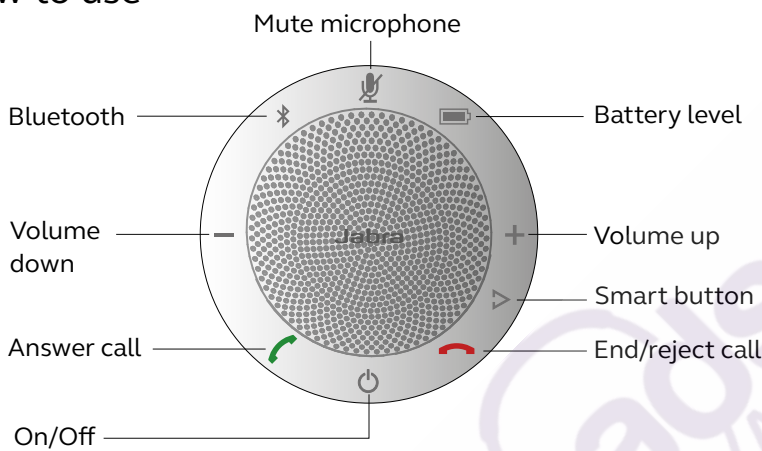


How to charge

Plug the Jabra Speak 510 USB cable into any available USB port on your PC to charge the battery.

The battery light is red when charging, and green for 1 minute when fully charged.

How to use



If using a Jabra Speak 510+, the speakerphone and Jabra Link 370 are pre-paired and ready to use out of the box.

	Features	Benefit	JABRA SPEAK 510
Connectivity	USB cable	Plug and Play connectivity to PC	•
	Bluetooth® Class 1	Easy Bluetooth® connection to tablets, mobile phones and headsets enabling enhanced mobility. Up to 100ft/30m range for Class 1 supported devices	•
	Full compatibility with UC systems & VoIP clients	Seamless integration and call control with leading UC systems/PC softphones, such as Microsoft Lync, IBM Sametime, Cisco, Avaya, and Skype	•
Audio	Built-in omnidirectional microphone	360-degree coverage enabling hands-free collaboration & allowing attendees to hear and be heard from all angles	•
	Digital Signal Processing (DSP) technology	Crystal-clear sound without echoes or distorted sounds even at max volume level	•
	Wideband Audio/HD Voice	High-quality audio for the best possible sound	•
	Bluetooth A2DP	Multimedia streaming	•
Ease of use	Rechargeable battery	Up to 15 hours talk time	•
	LED indicators	Intuitive user interface	•
	Smart button (off by default)	Integrate your smartphone digital assistant* using MS Cortana, Siri® or Google Assistant™, or customize your Speak 510 using Jabra Direct software	•
Accessories	Jabra Speak 410/510 Mount Bracket	Secure your Speak 510 with an antitheft bracket	•
	Jabra Link 370 USB adapter	Easy Bluetooth® connection and call control integration with your softphone system	•
Compatibility	For compatibility information go to Jabra.com		

*smart phone dependent