

Jabra GN

**Questions?
Click to Live Chat**

DATA SHEET

UC - CERTIFIED

EVOLVE2 40

Engineered to keep you on task.

Exceptional audio, outstanding noise isolation, superior comfort.

Cancels more noise than ever before

Put on your Evolve2 40 and feel the noise around you instantly fade. Memory foam oval ear cushions and pioneering new angled design cancel 48% more of the noise around you*.

Guard your concentration zone with an enhanced busylight

New and improved busylight is four times more visible*, allowing you to be seen from every angle, for even fewer interruptions. So you can work in peace.

Make good calls when it matters

The incredible call performance of our world-leading Evolve series** is now even better; Evolve2 40 is a corded headset with an advanced digital chipset and three strategically placed professional microphones, for 35% less background conversation noise on your calls*.

UC-certified means UC-satisfied

When collaboration is easy, everyone is happy, with both their UC platform and their headset. Evolve2 40 is UC-certified and available in a Microsoft Teams-certified variant, for truly seamless communication.

Bigger speakers, better chipset, brilliant audio

You'll never miss a thing, thanks to powerful leak-tolerant 40mm speakers and our most advanced digital chipset ever, delivering audio that always keeps you in the loop.

Optimized for all-day comfort

We designed the perfect shape using biometric measurements from hundreds of heads, added soft memory foam cushions that mold to your ear's natural contours, and assembled it using durable, premium materials.

Future-proof tech that gets better with age

Upgradeable platform that will add even more value to your investment with future firmware upgrades through Jabra Xpress.




**Questions?
Click to Live Chat**

HOW TO START




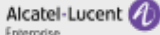

1. Plug the Jabra Evolve2 40 into either a USB A or USB C port on your computer (depending on the USB variant of the headset).

2. Position the microphone near your mouth.



HOW TO USE

- ▶ || Push x1**: Pauses/unpauses the device.
- ◀ + Push x1**: Increases volume.
- ▶▶ Press and hold for 1 sec**: Answers an incoming call.
- ◀ - Push x1**: Decreases volume.
- ◀◀ Press and hold for 1 sec**: Rejects an incoming call.
- ◀ - | + Push volume + and volume - at same time to turn busylight on/off**: Toggles the busy light.
- 🔇 Push x1**: Mutes/unmutes the microphone. Alternatively, move the microphone boom arm down to answer an incoming call.
- 📞 Push x1**: Answers an incoming call.
- 🔇 Move boom up to mute, down to unmute**: Mutes/unmutes the microphone by moving the boom arm.

	FEATURES	BENEFITS
Connectivity	USB-A or USB-C connectivity Certifications	Plug-and-play connectivity to your computer or mobile device via USB-A or USB-C Leading UC vendors
Audio	Microphone Noise-isolating design Software integration Speakers	3-microphone technology for outstanding call performance Instant noise isolation for improved focus in noisy surroundings Additional features available via Jabra Xpress and Jabra Direct Powerful 40mm speakers deliver richer sound for a more immersive audio experience
Ease of use	Busylight Boom arm mute and answer call Call management	360° busylight on both earcups is visible from all angles, acting as a do-not-disturb sign and protecting your focus Move boom arm up to mute or down to unmute or answer call Answer/reject calls; increase/decrease speaker volume; mute
Variants	UC and MS variants Wearing styles	Choose from UC or MS Teams variants Available in stereo and mono variants
Compatibility	Leading UC vendors	    

*Based on Jabra calculations, compared to Evolve 40
**See facts on jabra.com/commercial-claims