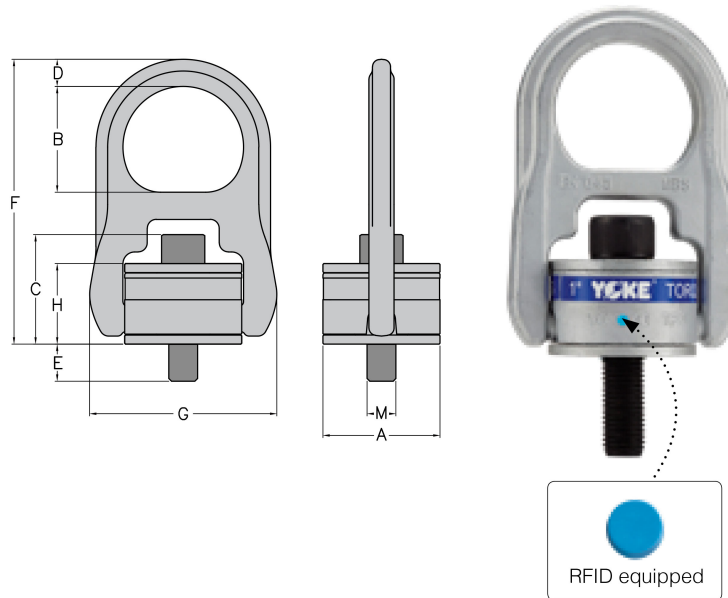




## Yoke Swivel Hoist Ring - type 204 UNC thread with alloy steel washer

- Rotates through 360° and pivot 180°, rated at 100% at 90° angle.
- Manufactured from forged alloy steel, quenched and tempered.
- Manufactured and tested in accordance with EN1677-1.
- Load rated parts are 100% magnaflux crack detected.
- Individual forged parts and cap screw are traceable to Test Certification.
- Bolt are UNC thread (ASME/ ANSI B18.31M).
- Proof tested to 2.5 times the WLL.
- Fatigue rated to 1.5 times the WLL.
- Design Factor 5 : 1.
- All YOKE Lifting points meet or exceed all the requirements of ASME B30.26.
- Quick and simple assembly, just a tapped hole is required.



## DIMENSIONAL SPECIFICATIONS

Part Code	WLL lbs.	M inch	Threads per inch	A inch	B inch	C inch	D inch	E inch	F inch	G inch	H inch	Torque Ft -lbs.	Mass lbs.
8-204-004	800	5/16	18UNC	1.57	1.61	1.61	0.35	0.71	4.02	2.56	1.29	7	0.9
8-204-005	1000	3/8	16UNC	1.57	1.61	1.69	0.35	0.71	4.02	2.56	1.29	12	0.9
8-204-010	2500	1/2	13UNC	2.56	2.32	2.24	0.59	0.75	6.26	4.13	1.77	28	3.7
8-204-019	4000	5/8	11UNC	2.56	2.32	2.38	0.59	0.74	6.26	4.13	1.77	60	4.0
8-204-021	5000	3/4	10UNC	2.56	2.87	2.51	0.59	1.24	6.26	4.13	1.77	100	4.0
8-204-042	8000	7/8	9UNC	3.35	2.87	3.07	0.87	1.43	8.03	5.28	2.13	160	9.3
8-204-045	10000	1	8UNC	3.35	2.87	3.07	0.87	1.36	8.03	5.28	2.13	230	9.5
8-204-070	15000	1-1/4	7UNC	3.95	3.15	3.06	1.00	2.25	8.58	6.30	2.27	470	14.5
8-204-125	24000	1-1/2	6UNC	4.72	4.29	4.29	1.38	2.17	12.09	8.66	3.36	800	35.2
8-204-135	30000	2	4.5UNC	4.72	4.29	4.54	1.38	3.01	12.09	8.66	3.36	1100	35.2










Longer bolts available on request.

# USES

Swivel Hoist Ring uses can be as follows:

- Heavy duty flexible attachment point
- Suited for lifting objects with no obvious attachment points
- Mold and die handling
- Pump and valve handling

## SWIVEL HOIST RING WORKING LOAD APPLICATION

											
Number of leg		1	2	1	2	2	2	2	3-4	3-4	
Load Direction	0°	0°	90°	90°	0-45°	45-60°	unsymm.	0-45°	45-60°	unsymm.	
Part Code	Thread	WLL tonnes									
8-204-004	5/16"	0.36	0.72	0.36	0.72	0.504	0.36	0.36	0.756	0.540	0.36
8-204-005	3/8"	0.45	0.90	0.45	0.90	0.630	0.45	0.45	0.945	0.675	0.45
8-204-010	1/2"	1.10	2.20	1.10	2.20	1.540	1.10	1.10	2.310	1.650	1.10
8-204-019	5/8"	1.80	3.60	1.80	3.60	2.520	1.80	1.80	3.780	2.700	1.80
8-204-021	3/4"	2.20	4.40	2.20	4.40	3.080	2.20	2.20	4.620	3.300	2.20
8-204-042	7/8"	3.60	7.20	3.60	7.20	5.040	3.60	3.60	7.560	5.400	3.60
8-204-045	1"	4.50	9.00	4.50	9.00	6.300	4.50	4.50	9.450	6.750	4.50
8-204-070	1-1/4"	6.80	13.60	6.80	13.60	9.520	6.80	6.80	14.280	10.200	6.80
8-204-125	1-1/2"	10.90	21.80	10.90	21.80	15.260	10.90	10.90	22.890	16.350	10.90
8-204-135	2"	13.60	27.20	13.60	27.20	19.040	13.60	13.60	28.560	20.400	13.60