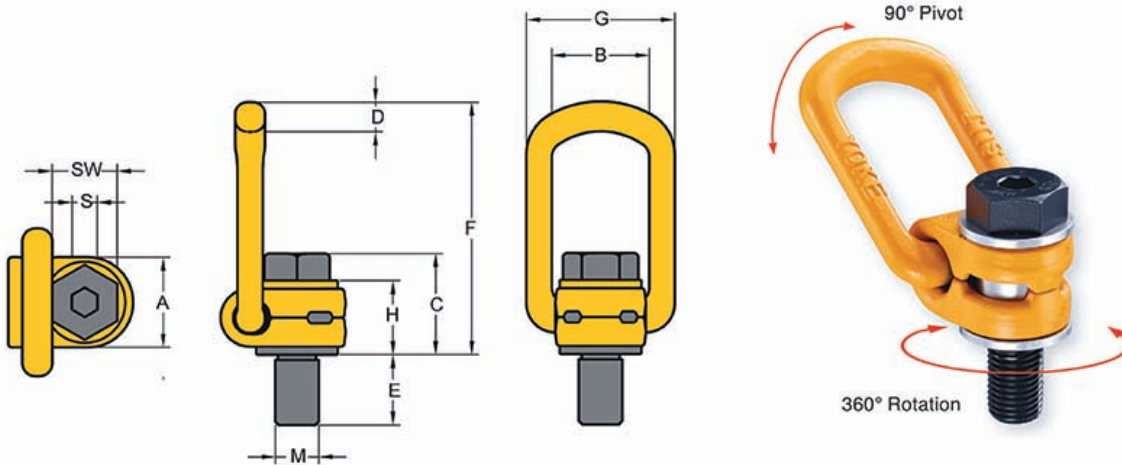




Yoke Lifting Point - type 212 UNC Thread

- Rotates through 360° and pivot 90°.
- Manufactured from alloy steel, quenched and tempered.
- Manufactured and tested in accordance with EN 1677-1.
- Load rated parts are 100% magnaflux crack detected.
- Individual forged parts and cap screw are traceable to Test Certification.
- Bolts are Metric thread (ASME / ANSI B18.3.1M).
- Proof tested to 2.5 times the WLL.
- Fatigue rated to 1.5 times the WLL.
- Design Factor 4 : 1.
- All YOKE Lifting points meet or exceed all the requirements of ASME B30.26.
- Quick and simple assembly, just a tapped hole is required.



DIMENSIONAL SPECIFICATIONS

Part Code	WLL tonnes	Thread M inch	Threads per inch	A inch	B inch	C inch	D inch	E inch	F inch	G inch	H inch	S inch	SW inch	Torque in Nm	Mass lbs.
8-212-010	1	1/2	13 UNC	1.30	1.48	1.73	0.53	0.94	3.90	2.24	1.42	5/16	3/4	100	1.0
8-212-015	1.5	5/8	11 UNC	1.30	1.48	1.81	0.53	1.14	3.90	2.24	1.42	3/8	15/16	150	1.3
8-212-020	2.5	3/4	10 UNC	1.97	2.12	2.16	0.65	1.46	5.58	3.22	1.69	1/2	1-1/8	200	2.9









8-212-025	2.5	7/8	9 UNC	1.97	2.12	2.24	0.65	1.46	5.58	3.22	1.69	5/8	1-5/16	250	2.8
8-212-040	4	1	8 UNC	1.91	2.13	2.34	0.65	1.61	5.62	3.22	1.73	5/8	1-1/2	400	4.3
8-212-050	5	1-1/4	7 UNC	2.36	2.56	3.21	0.89	2.11	6.70	3.90	2.42	7/8	1-7/8	500	6.8
8-212-080	8	1-1/2	6 UNC	3.03	3.35	4.01	1.04	2.44	8.85	4.88	3.07	1	2-1/4	800	12.9

USES

Lifting Point uses can be as follows:

- Suited for lifting objects with no obvious attachment points
- Mold and die handling
- Pump and valve handling
- Ideal for lashing attachment points
- Suitable for attachment to lifting beams and spreader beams

LIFTING POINT WORKING LOAD APPLICATION FACTORS

	Thread										
Number of legs		1	2	1	2	2		2	3-4		3-4
Load Direction		0°	0°	90°	90°	0-45°	45-60°	unsymm.	0-45°	45-60°	unsymm.
Part Code	Thread	WLL tonnes									
8-212-010	1/2"	1.0	2.0	1.0	2.0	1.4	1.0	1.0	2.1	1.5	1.0
8-212-015	5/8"	1.5	3.0	1.5	3.0	2.1	1.5	1.5	3.1	2.2	1.5
8-212-020	3/4"	2.5	5.0	2.5	5.0	3.5	2.5	2.5	5.2	3.7	2.5
8-212-025	7/8"	2.5	5.0	2.5	5.0	3.5	2.5	2.5	5.2	3.7	2.5
8-212-040	1"	4.0	8.0	4.0	8.0	5.6	4.0	4.0	8.4	6.0	4.0
8-212-050	1-1/4"	5.0	10.0	5.0	10.0	7.0	5.0	5.0	10.5	7.5	5.0
8-212-080	1-1/2"	8.0	16.0	8.0	16.0	11.2	8.0	8.0	16.8	12.0	8.0