



MTS ROLLER & MTS STAMP

1. Introduction
2. What is MTS?
3. MTS fundamentals and Major effects
4. Product Features
5. How to Use
6. Ideal Candidates
7. Cautions
8. Skin Booster Ampoule for MTS

DERMAFIRM+

Introduction



Brand	DERMAFIRM
Product Name	DGN-64 (roller type)
Needle Size	0.25mm
Needle count	64 micro needles
Needle thickness	34G
Needle material	24K gold plated), polycarbonate, high tension silicon
Expiry date	36 months after sterilization date
Purpose of use	Helps to absorb cosmetics by stimulating skin
Storage method	Temperature between 0°C and 23°C
Instructions	Refer to instruction manual
Caution	Refer to instruction manual



Brand	DERMAFIRM
Product Name	DGN-16 (stamp type)
Needle Size	0.25mm
Needle count	16 micro needles
Needle thickness	34G
Needle material	Stainless steel(24K gold plated), polycarbonate, high tension silicon
Expiry date	36 months after sterilization date
Purpose of use	Helps to absorb cosmetics by stimulating skin
Storage method	Temperature between 0°C and 23°C
Instructions	Refer to instruction manual
Caution	Refer to instruction manual

What is MTS?



What is MTS?

MTS is an abbreviation of Microneedle Therapy System, which is one of the physical percutaneous absorption methods. It is a system to enhance skin elasticity and skin regeneration by stimulating the skin by using fine needles. This nanotechnology-based device helps absorb the active ingredients of cosmetics to the deeper into the skin and enhance skin elasticity.

- ✓ Easy & convenient homecare saves your time & money!
- ✓ Quick visible results due to direct penetration of active ingredients in cosmetics.
- ✓ Allergy-Free with sterilized 24K gold plated stainless steel needle!
- ✓ Easy to manage unlike after laser treatment!



64, 16 NEEDLES

24K GOLD plating
Stainless Steel Needle



0.25mm

Penetrate into
inner layer of skin



Domestic sterilization
certification

E.O gas sterilized

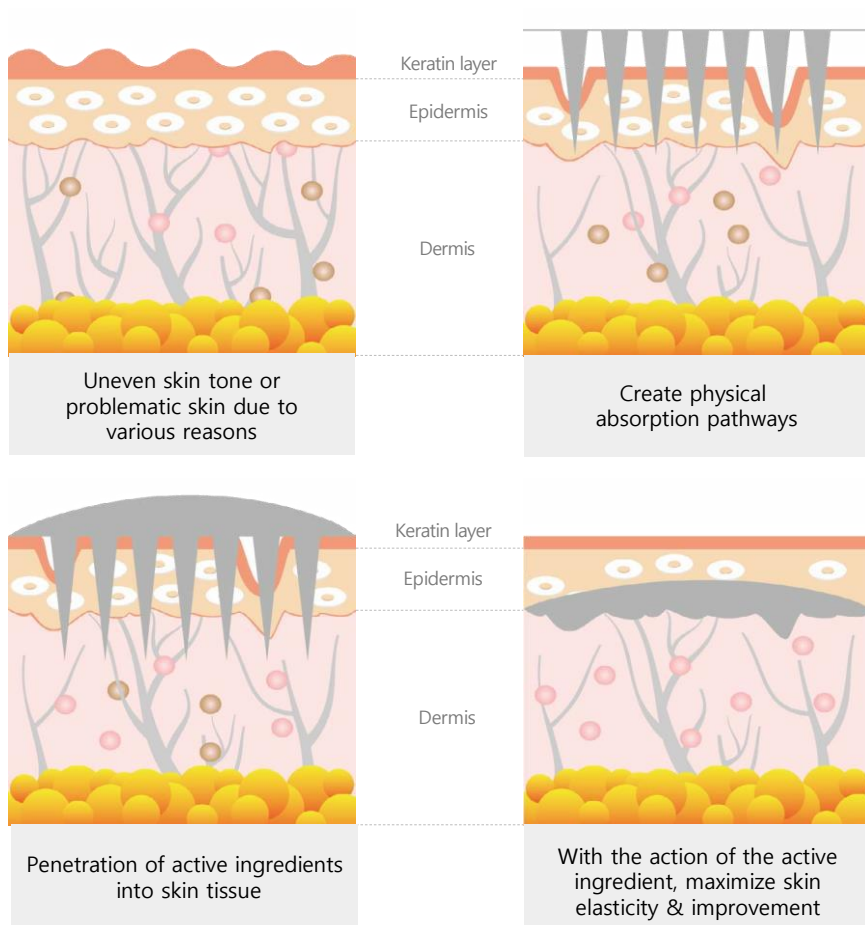


Help absorb cosmetics

Facial skin use

THE FUNDAMENTALS

With a micro-needle therapy device, MTS creates micro-holes in the skin to effectively absorb useful substances and enhances skin elasticity.



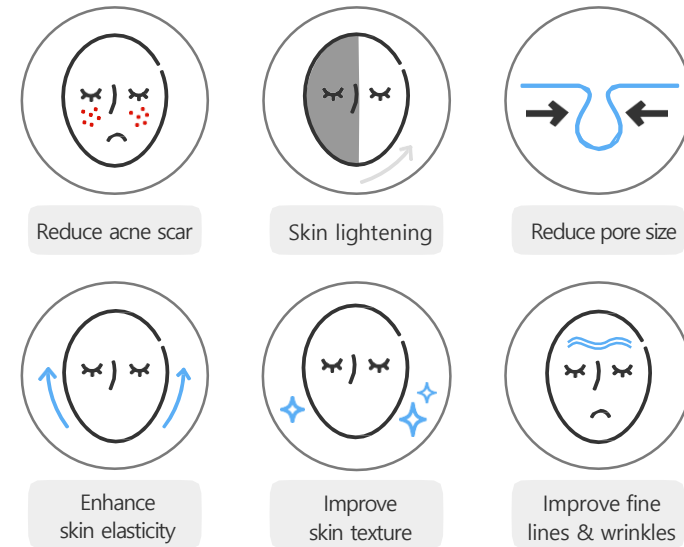
MAJOR EFFECT

Skin regeneration effect


Gently stimulates the skin without removing or damaging the epidermis to activate the natural healing power of the skin, thereby inducing skin regeneration and raising the skin's innate strength.

Transdermal penetration effect

MTS's fine needles creates vertical pathway, allowing the active ingredients of cosmetics to penetrate deeper into the skin, increasing their efficacy.

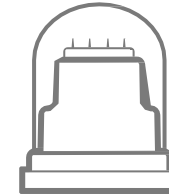


PREMIUM MICRONEEDLE



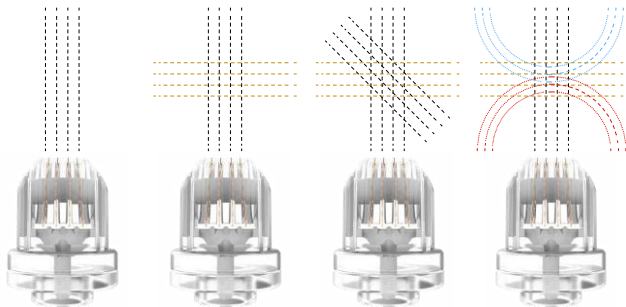
MTS ROLLER Type

- Sterilized 0.25mm (for home care) 64 microneedles will carefully take care of the skin.
- Domestic sterilization certification (E.O gas sterilization treatment)
- Gold-plated stainless steel needle for allergy safe
- Patented double rotation device allows smooth and easy rolling in any direction up, down, left, right, diagonal.
- **Can be used immediately after inserting into ampoule:** Compatible with vial(5 ~ 50ml)



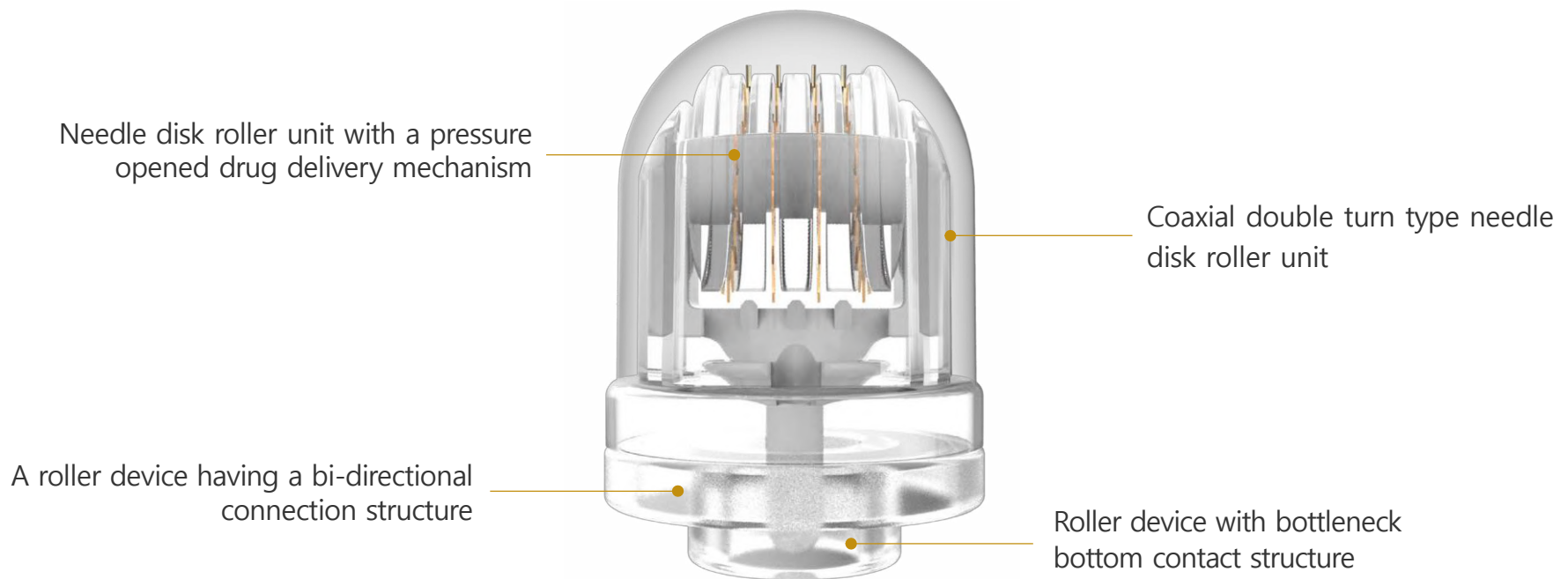
MTS STAMP Type

- Sterilized 0.25mm (for home care) 64 microneedles will carefully take care of the skin's fine areas.
- Domestic sterilization certification (E.O gas sterilization treatment)
- Gold-plated stainless steel needle for allergy safe
- Good for intensive care of local or problematic areas(face, scalp).
- **Can be used immediately after inserting into ampoule:** Compatible with vial(5 ~ 50ml)



HOLDS 4KINDS OF PATENTS!

MTS ROLLER type



HOW TO USE(MTS Roller Type)

STEP1
Wash and dry areas to be treated.

STEP2
Open the ampoule.

STEP3
Insert MTS needle into ampoule bottle.

STEP4
Tilt and gently tap the bottle to help solution to flow.

STEP5
Open the cap and roll the needle gently on the desired area.


STEP6
Dry the remaining essence naturally.

STEP7
Skin may turn red for several hours after use. Rest and recover.

STEP8
Recommended to apply soothing moisturizers, and avoid outdoor activities.


* It is best not to exceed 5 minutes of treatment.
* Recommended to use once a week for those with sensitive skin.

HOW TO USE(MTS Stamp Type)




STEP1

Wash and dry areas to be treated




STEP2

Open the ampoule.



STEP3

Insert MTS needle into ampoule bottle.




STEP4

Tilt and gently tap the bottle to help solution to flow.




STEP5

Open the cap and stamp with slight pressure on the skin,




STEP6

Dry the remaining essence naturally.



STEP7

Skin may turn red for several hours after use.
Rest and recover.



STEP8

Recommended to apply soothing moisturizers, and avoid outdoor activities.

* It is best not to exceed 5 minutes of treatment.
* Recommended to use once a week for those with sensitive skin.

WHO IS AN IDEAL CANDIDATES?



It is good for those wanting to

- Reduce mild acne scarring Improve pore size
- Reduce the signs of aging
- Get visible results quickly

CAUTIONS IN USE



- These products are for single-use and one person only in principle. (Please do not use with family or others)
- If you are new to MTS homecare, start with moderate pressure and gradually increase the pressure, considering the skin condition.
- If you have a history of an allergic reaction to metal, use it after test on the back of your hand.
- Avoid using on mouth area and within the orbital rim, such as the eyelids.
- Keep out of the reach of children
- In case of having side effects such as red rash, inflammation and/or allergy while using this device, stop using it and consult a dermatologist immediately.

SKIN BOOSTER AMPOULE for MTS

(High moisturizing + Brightening)



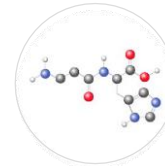
MOISUTRE-REPLENISHING, REFRESHING and BRIGHTER SKIN
with Brightening Booster Ampoule

Brightening Main Ingredient(Niacinamide, Peptide complex)



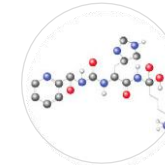
Niacinamide

It is a skin-brightening functional ingredient that inhibits melanin-forming enzyme and prevents the production of melanin, making the skin clear and bright.



Carnosine

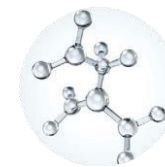
It is a peptide ingredient that has stronger antioxidant ability than vitamin E, protects skin from UV rays and induces collagen synthesis to help increase elasticity.



Nicotinoyl tripeptide-1 (Vitamin Peptide)

It is a powerful antioxidant that slows the aging of skin cells. It helps to improve brightening and fine lines, and has a soothing and anti-inflammatory effect to keep skin healthy.

Moisturizing ingredients



Sodium Hyaluronate

Hyaluronic acid, a natural moisturizing factor(NMF) that exists in a certain amount on the skin helps to moisturize the skin with strong moisturizing capacity that holds several hundred times as much moisture as its own weight.

* This explanation is limited to ingredients.

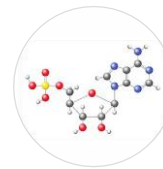
SKIN BOOSTER AMPOULE for MTS

(High moisturizing + Anti-Aging)



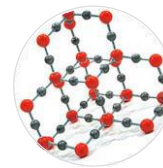
Complete more HYDRATED, RADIANT and YOUTHFUL SKIN
with Anti-aging Booster Ampoule

Anti-wrinkle Main Ingredient(Adenosine, Peptide complex)



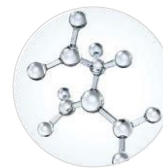
Adenosine

It helps the synthesis of protein and collagen in the dermis layer, improving the regeneration ability of the cells. It enhances the skin elasticity and helps to improve the wrinkles.



3 Peptide complex

It contains peptide complexes such as palmitoyl-hexapeptide-12, pentapeptide-3, and hexapeptide-11, which are effective for improving wrinkles, helping to strengthen skin elasticity by inducing collagen synthesis.



Moisturizing ingredients

Sodium Hyaluronate

Hyaluronic acid, a natural moisturizing factor(NMF) that exists in a certain amount on the skin helps to moisturize the skin with strong moisturizing capacity that holds several hundred times as much moisture as its own weight.

* This explanation is limited to ingredients.