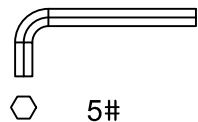

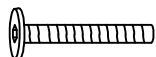


# PT08-L JDZ6001-L ASSEMBLY INSTRUCTION



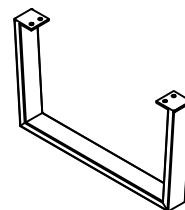
5#

①x1

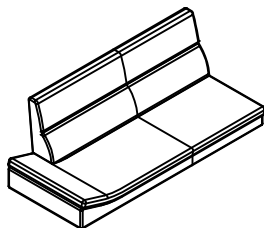


M8x25

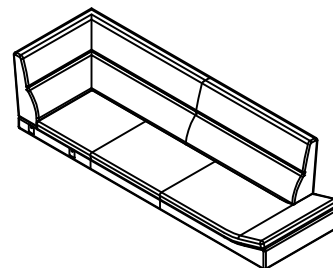
②x12



③x3



④x1



⑤x1



M8  
⑥x12

