

Omega Wireless (with Remote) User Manual




Introduction

You've made a great choice with your purchase of the wireless OMEGA device. The OMEGA is a remote-controlled and totally wire-free pain relief unit that utilizes cutting-edge TENS technology to target pain in various areas of the body. The OMEGA is wireless, user-friendly, safe to use, and best of all, is completely drug-free! This allows users to manage pain and lead a more active lifestyle without the use of medication.

Massage Area

Users can customize the massage area for a personally-tailored experience. Treatment areas include:
Back, Hip, Back & Hip, Shoulder, Knee & Shoulder,
Shoulder, Knee



Notice

- This device is not safe to use for people who have a cardiac pacemaker, implanted defibrillator, or any implanted metallic or electronic device. Use with these conditions can result electric shock, burns, electrical interference and death.

Warning

- TENS & EMS treatments may cause rhythmic disturbances to the heart. Do not place electrode pads on or near the chest. If you are prone to rhythmic disturbances of the heart or have a heart condition, only utilize this device under the observation of a medical professional.
- Certain skin may be irritated by use of this device. Do not use if you have: areas where skin is not intact, any atypical skin condition, open sores or wounds, rashes, swollen, discolored, or inflamed skin, skin eruptions (i.e. phlebitis, thrombophlebitis, or varicose veins), or cancerous lesions.
- Use of electrical stimulation during activities can increase risk of injury. Do not use this device in water (i.e. the bath or shower), while sleeping, driving, or operating heavy machinery or other activity that could place you at risk of injury while using this device.
- Use of this device in proximity to electronic monitoring equipment (i.e. cardiac monitors, ECG alarms) may result in equipment

malfunction. Do not use this device near to any kind of electronic monitoring equipment.

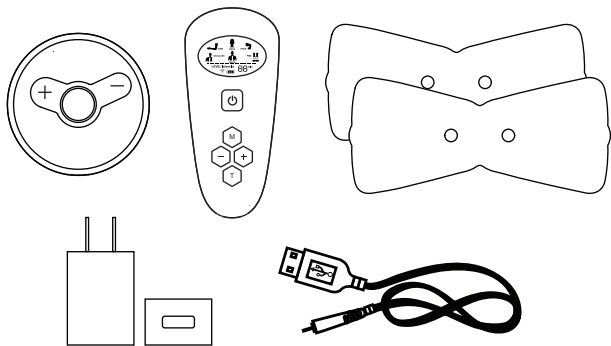
- This device is not intended for use on or by children. Do not allow children to handle this device. Do not use this device if you are or suspect that you might be pregnant. Any use of this device during pregnancy must be at the discretion of and under the supervision of a doctor.

Possible Reactions

- 1) Electrical stimulation or the use of electrode pads can cause isolated instances of burns and other irritations to the skin.
- 2) Immediately discontinue the use of this unit and seek medical attention if you experience any adverse side effects.

Included Materials

- 1 Wireless device
- 1 Charger and USB extension line
- 1 remote controller
- 2 pairs of gel electrode pads
- 1 user manual

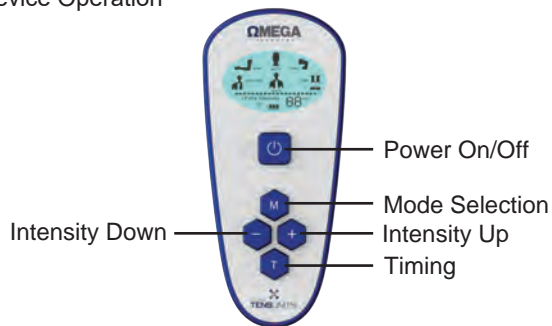


Device Setup

1. Prepare the area that will be treated with a thorough washing and drying of the skin. The targeted treatment area must be clear of any dirt and excess oils to proceed. Do not use electrode pads on damaged skin.
2. Insert 2 AAA batteries into the remote control device.
3. Connect electrode pads with the wireless device and place pads on desired treatment location. Do not activate device before placing electrodes
4. The unit is now ready for use. It is recommended that this unit be charged for more than ten hours after the

power supply is depleted to prolong the life of the built-in lithium ion battery. Unplug charger from power outlet when charging is complete. DO NOT operate this device while it is charging.


Device Operation




Proper Usage Guidelines

1. Peel and remove the clear protective film placed over each electrode pad. Retain the protective film strips as they must be reapplied to the electrodes to store them after use. Do not touch or allow any object or surface to come in contact with the electrodes as this can cause the adhesive to lose its grip.


2. Place the device over the desired treatment area. Ensure that the electrodes are in contact with the skin.
3. Press the power button on the Wireless host. Blue lights will activate.

4. Press the remote control's power  button. The light will be on and the device will be set to Mode 1 by default. This unit has 6 modes. Once the host device is successfully connected to the remote control, the Wi-Fi symbol will display on the remote control screen. If the remote control is not operated or connected within two minutes, it will automatically power down.


5. Treatment will end on its own after 30 minutes. Treatment can be stopped anytime by pressing power  button on the host or remote control. DO NOT attempt to remove the device from the body during treatment.

6. **Set the Mode.** Press the "M" button on remote control to set the mode or quickly tap the power button on the host device and then set the mode. For safety, when the mode is changed, the intensity will automatically decrease to the lowest setting. **To Change the Intensity:** On the host or remote device, press the "+" to increase intensity or the "-" button to decrease intensity.

7. **Time setting.** Press remote's "T" button to set time.

Treatment can be set between 10-60mins in increments of 10 mins. **Pause Unit:** Press the  on remote control to

pause and/or continue the treatment.

7. To safely power off device during stimulation, you may long press the  power button on the remote control or press and hold the power button on the host device for 3 seconds. Replace protective film over electrodes to store.

Note:

1. The control unit is compatible with all Omega Wireless Pads.
2. When host is used by itself the remote control can be added mid-treatment, and the strength will reset to the default starting value after the remote is connected.

Unit Storage & Maintenance

- Use a damp cloth with mild soap to gently wipe down and clean the unit.

Note: This unit has water detection technology. Do not expose or submerge this unit in water or any other liquids. Water damage to the device or its components will void the warranty.

- This unit should be operated, transported and stored at temperatures between 50° F and 104° F (10° C and 40° C), with relative humidity between 30% - 85%. All values have +/- 10% tolerance.
- Store the device, remote control, and electrodes in original packaging between treatment sessions.

- Immediately discontinue use if the device is not working properly. Do not modify or disassemble this unit.

Technical Specifications

Product Model: OMEGA
Wireless TENS Unit
Product Name: Wireless TENS
Working Mode: 6 modes
Working Strength: 20 levels
Output Current: 40mA
Power Voltage: 3.7V
Pulse Frequency: 110Hz
Pulse Width: 100µs
Timer Control: 10-60 minutes
Control Range: 10 m
Power Supply:

Includes:

- 1) Remote Control: two pcs
AAA battery
- 2) Wireless unit: DC 3.7V
lithium battery

What Does TENS Treatment Feel Like?

Users may experience different sensations with Omega Wireless treatments. Most users will feel a slight tingling sensation and the feeling of being warmed or massaged on and around the treatment area. Small contractions of muscles are not uncommon, but the Omega Wireless works best at a level of intensity where pain relief is achieved but before muscles begin to contract.

You may notice that while this unit maintains a steady intensity, the pulsation pattern will vary to achieve the maximum effectiveness during treatment.

Learn More!

Please visit www.Tensunits.com for further information. For Questions, please contact us by phone at: 1-866-237-4013 or email us at cstu@TensUnits.com