



**NORDIC**<sup>TM</sup>  
**tire chains**  
engineered in Canada



**super**  
**20**  
YEARS of  
**slings** inc.

**Secure Solutions**  
**TIRE CHAIN CATALOG**

[www.superslings.ca](http://www.superslings.ca)

# SECURE SOLUTIONS

North Office

**Address**

505 - 11 Avenue  
Nisku, Alberta  
Canada, T9E 7N5

**Phone**

780-955-7111



Secure Solutions

[info@superslings.ca](mailto:info@superslings.ca)

South Office

**Address**

7620 Edgar Industrial Drive  
Red Deer, Alberta  
Canada, T4P 3R2

**Phone**

403-406-4996



**LIFT IT UP TIE IT DOWN PULL IT AROUND**

## CHAIN CLASSIFICATION & SIZING

### S.A.E CLASSIFICATIONS

#### SAE Class "S"

Regular (non-reinforced) passenger tire chains and cables for vehicles with restricted wheel well clearances.  
 1.46" clearance on tread-face, 0.59" clearance on side-wall.

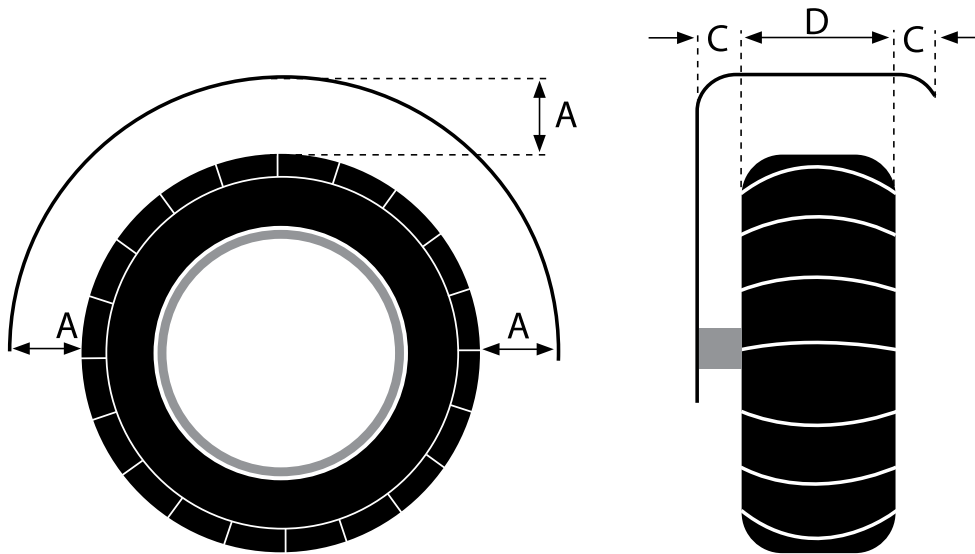
#### SAE Class "U"

Regular (non-reinforced) and lug reinforced passenger tire chains for vehicles with regular (non-restricted) wheel well clearances.  
 1.97" clearance on tread-face, 0.91" clearance on side-wall.

#### SAE Class "W"

Those passenger tire chains that use light truck components, as well as some light truck chains.  
 2.50" clearance on tread face, 1.50" clearance on side-wall.

### TIRE CLEARANCE



TIRE CHAIN IDENTIFICATION	MINIMUM DIMENSIONS	MINIMUM DIMENSIONS
	A	C
SAE CLASS "S"	37mm (1.46")	15mm (0.59")
SAE CLASS "U"	50mm (1.97")	23mm (0.91")
SAE CLASS "W"	63.5mm (2.5")	38.1mm (1.5")


NOTE: For design purposes, "D" is the maximum crown tire section width as established by the Tire and Rim Association (TRA). The minimum clearances specified must be maintained around spring clips, spring bolts, fenders, braces, splash pans, fuel lines, brake lines, brake controls, and wherever necessary.

Tire size must be known in order to select a tire chain of correct fit. For passenger cars, vans, and small pick-up trucks, it is important to check the owner's manual. The restricted wheel clearances in most of today's downsized and front drive vehicles may require the use of SAE Class "S" tire chains, as noted. Check your owners manual for information regarding your vehicle.

Passenger Car  
Light Truck & SUV  
ATV  
Garden Tractor  
Snowblower  
Commercial Truck  
Loader  
Grader  
Tractor  
Skidder  
Forklift  
Skid Steer  
Replacement Chains  
Replacement Parts

### SINGLE MOUNTS (SINGLES)

### TRIPLE MOUNTS (TRIPLES)



1/2 pair of singles shown. Cross chains span the width of one tire.

1/2 pair of triples shown. Centre side chain rail lies in-between the two tandem tires of a dual axle set up.

**Advantage:** Centre rail helps keep the cross chains from shifting and twisting.

### ANATOMY OF A TIRE CHAIN



**1. Fastener**  
(boomer) Joins and secures the ends of the chain together.

**2. Quick Hook**  
(C-hook) inside hook.

**3. Cross Chain**  
(cross links) Provides traction with the ground surface.


**4. Cross Chain Hook**  
Secures cross chains to the side chain.

**5. Side Chain**  
(side rails) Acts as the frame for tire chain construction.

**6. Centre Rail**  
(triples only) Side chain in the middle of a 1/2 set of triple chains.

**7. Cams/Cam Side Chain**  
Side chain with cams is available to make tightening chain easier.

Contact QCCanada for product information or application questions.



**WARRANTY POLICY**

1. Super Slings will repair or replace product at our discretion and only after a thorough inspection or written warranty report has been completed on the product(s) in question. The following procedures must be followed for customers to apply for warranty & for Super Slings to process a warranty claim:
  1. Send Super Slings photo(s) of each product in question. Each item & piece that is being claimed for warranty must have photos to back up the claim.
  2. Provide application, hours of usage, machine type, tire size (if applicable) & part # of product in question.
  3. Provide Super Slings invoice# & date of sale for verification of purchase.
  4. Some products may be requested to be shipped back to Super Slings for further inspection/analysis.

If the above procedures are not followed, then Super Slings has the right of refusal on any warranty claim. Following the above procedures DOES NOT guarantee that the warranty claim will be granted. Super Slings will always work to process warranty claims as quickly as possible, however some warranty claims can require up to 8 weeks for proper and thorough evaluation.

2. Warranty DOES NOT include the following:
  1. Any damage caused by alteration, storage, repair, or handling by the buyer.
  2. Structural modifications made without manufacturer's approval.
  3. Excessive wear, not caused by production defects.
  4. Products not used in accordance with manufacturer's instructions.

**RETURN POLICY**

1. No returned merchandise will be accepted by Super Slings without prior authorization (RGA # Required.). If products arrive without an authorized RGA # then Super Slings can refuse the shipment.
2. All return merchandise must have freight arranged or agreed upon by Super Slings. If RGA 's arrive and they do not have the freight arranged or agreed upon by Super Slings, then Super Slings can refuse the shipment or bill the freight back to the customer.
3. All returns are subject to a minimum 30% restocking fee.
4. All custom builds and custom purchases are Non-Returnable & Non Refundable.
5. All products Super Slings classifies as Discontinued or Non-Stocking are Non-Returnable & Non Refundable.

# Contents

## SECTION 1 - LIGHT CARS, TRUCKS & UTILITY VEHICLES



Passenger Cars



Light Trucks & SUVs



Utility Vehicles

## SECTION 2 - COMMERCIAL & INDUSTRIAL CHAINS



Commercial Trucks



Industrial Equipment




Military Vehicles

## SECTION 3 - REPLACEMENT PARTS



Replacement Chains



Replacement Hooks



Accessories

Passenger Car  
Light Truck & SUV  
ATV  
Garden Tractor  
Snowblower  
Commercial Truck  
Loader  
Grader  
Tractor  
Skidder  
Forklift  
Skid Steer  
Replacement Chains  
Replacement Parts

1-866-787-7544

Search...

**super slings**  
Secure Solutions

Shopping cart  
0 Item - 0.00

Off Road Tie Down Towing & Recovery Shackles Lever/Chain Hoist Lifting Slings Clearance Material Handling

# SHOP ONLINE at shop.superslings.ca

## SUPER SLINGS

Secure Solutions

SHOP NOW

super  
20 YEARS of  
slings inc.

Secure Solutions

# LIGHT TRUCK & SUV

Passenger Car  
Light Truck & SUV  
ATV  
Garden Tractor  
Snowblower  
Commercial Truck  
Loader  
Grader  
Tractor  
Skidder  
Forklift  
Skid Steer  
Replacement Chains  
Replacement Parts

TIRE SIZE		EASYSOX	CRUZ LT CABLES	CRUZ XTREME LT DIAGONAL CABLES	VOLT LT PREMIUM DIAGONAL CABLES	NAVIGATOR LT SQUARE LINK ALLOY		PATHFINDER REGULAR TWIST LINK	PATHFINDER SQUARE LINK ALLOY		PATHFINDER CANADIAN SPEC V-BAR		NORDIC™ STUDDED ALLOY		
						3.7MM	5.5MM		SINGLES	TRIPLES	SINGLES	TRIPLES	SINGLES	TRIPLES	
		PAGE 6	PAGE 11	PAGE 11	PAGE 11	PAGE 12		PAGE 12	PAGE 12		PAGE 13		PAGE 13		
13" RIMS	ST155/80R13	ES81	1014	A1014	QV315	1515Q									
	ST165/80R13		1018	A1018		1520Q		**1918							
	ST175/80R13	ES77	1022	A1022	QV319	1525Q									
	ST185/80R13		1026	A1022		1530Q		**1926							
14" RIMS	ST195/75R14	ES79	1030		QV323			2209QC			V245LWQC				
	ST205/75R14	ES79	1034	A1030	QV331	1540Q									
	ST215/75R14	ES75	1034 1661	A1038	QV335	1545Q		2216QC	2116SLC	4116SLC	V265LWQC				
	27X8.50-14	ES75	1661		QV335			2216QC	2116SLC	4116SLC	V265LWQC				
15" RIMS	7.00-15					2317LW	2517Q				V315	V715	S315	S715	
	7.50-15										V315	V715	S315	S715	
	8.25-15										V320	V720	S320	S720	
	195/70R15C	ES79	1034	A1030	QV329	1540Q									
	205/65R15	ES79	1034	A1030	QV329	1540Q									
	205/75R15	ES75	1038	A1038	QV335	1547Q									
	215/75R15	ES80	1038 1661	A1038 A2015	QV339	2315LW	2515Q	2216QC	2116SLC	4116SLC	V265LWQC				
	225/70R15	ES75	1038 1661	A1042 A2015	QV343	2315LW	2515Q	2216QC	2116SLC	4116SLC	V265LWQC				
	225/75R15	ES80	1042	A1042 A2015	QV343	2315LW	2515Q	2216QC	2116SLC	4116SLC	V265LWQC				
	235/70R15	ES83	1042 1661	A1046 A2017	QV343 QV729	2317LW	2517Q	2216QC	2116SLC	4116SLC	V265LWQC				
	235/75R15	ES82	1042 1665	A1046 A2017	QV343 QV729	2317LW	2517Q	2219QC	2119SLC	4119SLC	V265LWQC				
	255/70R15	ES83	1046 1661	A1046 A2019	QV735	2319LW	2519Q	2229QC	2129SLC	4129SLC	V315LWQC				
	265/70R15	ES83	1665	A2019	QV735	2319LW	2519Q	2221QC	2121SLC	4121SLC	V275LWQC				
	265/75R15	ES83	1669	A2019	QV741	2319LW	2519Q	2221QC	2121SLC	4121SLC	V315	V715	S315	S715	
	275/60R15	ES83	1046 1661	A1046 A2019	QV729	2319LW	2519Q	2229QC	2129SLC	4129SLC	V315LWQC				
	27X9.50R15LT	ES75	1661		QV339			2229QC							
	30X9.50R15LT	ES83	1669		QV735			2229QC	2129SLC			V315		S315	
	31X10.50R15LT	ES84	1669	A2019	QV741	2319LW	2519Q	3227QC*	3127SLC*			V315	V715	S315	S715
	32X11.50R15LT	ES84	1675	A2014	QV747	2314LW	2514 Q	3229QC*	3129SLC*			V320	V720	S320	S720
	33X10.50R15LT		1669		QV747			3229QC*	3129SLC*			V320	V720	S320	S720
33X12.50R15LT	ES188	1675	A2014	QV757	2335LW	2536Q	3235QC*	3129SLC*			V295		S295		
35X12.50R15LT	ES195	1681		QV761 QV853				3135SLC*			V296		S296		
35X13.50R15LT	ES199			QV761 QV853				3135SLC*			V298		S298		
16" RIMS	7.50-16		1669	A2019	QV741	2319LW	2519Q	2221QC	2121SLC	4121SLC	V315	V715	S315	S715	
	9.00-16							3259QC*			V332	V732	S332	S732	
	195/75R16C	ES80	1038	A1038	QV339		1547Q								
	205/75R16C	ES80	1661		QV343			2216QC	2116SLC	4116SLC	V265LWQC				
	215/70R16	ES80	1038 1661	A1042 A2015	QV343	2315LW	2515Q	2216QC	2116SLC	4116SLC	V265LWQC				
	215/75R16	ES82	1042 1665	A1042 A2015	QV343 QV729	2315LW	2515Q	2216QC	2116SLC	4116SLC	V265LWQC				
	215/85R16	ES83	1665	A2019	QV729	2319LW	2519Q	2219QC	2119SLC	4119SLC	V315	V715	S315	S715	
	225/50R16	ES78	1034	A1034	QV335	1545Q		2209QC			V245LWQC				
	225/70R16	ES82	1042 1661	A1042 A2017	QV343	2317LW	2517Q	2219QC	2119SLC	4119SLC	V265LWQC				
	225/75R16	ES82	1042 1665	A1042 A2017	QV343 QV729	2317LW	2517Q	2219QC	2119SLC	4119SLC	V315	V715	S315	S715	
	235/60R16	ES75	1042	A1042	QV339	1553Q		2211QC			V245LWQC				
	235/65R16C	ES80	1042 1665	A1046	QV343 QV729			2227QC	2127SLC	4127SLC	V315LWQC				
	235/70R16	ES82	1665	A2019	QV729	2319LW	2519Q	2229QC	2129SLC	4129SLC	V315	V715	S315	S715	
	235/75R16	ES83	1665	A2019	QV735	2319LW	2519Q	2219QC	2119SLC	4119SLC	V315	V715	S315	S715	

\* Wide Base







# Lift it up, Tie it down, Pull it around

TIRE SIZE	EASYSOX	CRUZ LT CABLES	CRUZ XTREME LT DIAGONAL CABLES	VOLT LT PREMIUM DIAGONAL CABLES	NAVIGATOR LT SQUARE LINK ALLOY		PATHFINDER REGULAR TWIST LINK	PATHFINDER SQUARE LINK ALLOY		PATHFINDER CANADIAN SPEC V-BAR		NORDIC™ STUDDIC ALLOY		
	PAGE 6	PAGE 11	PAGE 11	PAGE 11	3.7MM	5.5MM	PAGE 12	PAGE 12	SINGLES	TRIPLES	SINGLES	TRIPLES	SINGLES	TRIPLES
	PAGE 6	PAGE 11	PAGE 11	PAGE 11	PAGE 12		PAGE 12	PAGE 12		PAGE 13		PAGE 13		
19" RIMS	255/55R19	ES83	1663		QV735	2319LW	2521Q	2227QC	2127SLC	4127SLC				
	275/45R19	ES83	1673	A2029	QV741	2319LW	2519Q	2229QC	2129SLC	4129SLC	V322	V722	S322	S722
	275/55R19	ES84	1046 1679	A1046 A2014	QV747	2314LW	2514Q	2228QC	2128SLC	4128SLC				
	285/45R19	ES83	1663	A2029	QV735	2329LW	2529Q	2227QC	2127SLC	4127SLC	V322	V722	S322	S722
20" RIMS	245/45R20	ES82	1669	A2019	QV729	2319LW	2519Q	2229QC	2129SLC	4129SLC	V295		S295	
	245/50R20	ES83	1665	A2029	QV735	2321LW	2521Q	2227QC	2127SLC	4127SLC				
	255/45R20	ES82	1669	A2021	QV729	2319LW	2519Q	2229QC	2129SLC	4129SLC				
	265/45R20	ES83	1673	A2021	QV735	2319LW	2519Q	2227QC	2127SLC	4127SLC				
	265/50R20	ES83	1675	A2021	QV747	2327LW	2527Q	3227QC	2128SLC	4128SLC				
	265/60R20	ES84			QV751		2533Q	2238QC	2138SLC	4138SLC	V295		S295	
	275/45R20	ES83	1675		QV741	2321LW	2521Q	2228QC	2128SLC	4128SLC	V298		S298	
	275/50R20	ES84			QV747		2527Q	2228QC	2128SLC		V320		S320	
	275/55R20	ES85	1679	A2014	QV751	2328LW	2533Q	2238QC	2138SLC	4138SLC	V295		S295	
	275/60R20	ES188	1678	A2014	QV751			2238QC	2138SLC	4138SLC	V295		S295	
	275/65R20	ES195			QV757	2335LW		2238QC	2138SLC	4138SLC	V295		S295	
	285/50R20	ES84	1679	A2027	QV751	2328LW	2533Q	3228QC*	2128SLC		V295		S295	
	285/60R20	ES85			QV757		2536Q				V296		S296	
	295/45R20	ES84	1679		QV747	2327LW	2527Q	2227QC	2128SLC	4128SLC				
	305/50R20	ES85	1681		QV761	2328LW	2536Q	2238QC	2138SLC	4138SLC	V295		S295	
	305/55R20	ES188			QV853			3231QC*	3131SLC*		V298		S298	
	325/60R20	ES199			QV865		2539Q				V298		S298	
	33X12.50R20LT	ES188	1680		QV757			3231QC*	3131SLC*		V295		S295	
35X12.50R20LT	ES195			QV339 QV729			3231QC*	3131SLC*		V296		S296		
22+ " RIMS	265/35R22	ES83	1673	A2021	QV741									
	265/40R22	ES83	1663	A2021	QV741	2321LW	2521Q	2227QC	2127SLC	4127SLC				
	275/45R22		1679	A2014	QV747	2314LW	2514Q							
	285/35R22	ES83	1675	A2014	QV747	2327LW	2527Q	2228QC	2128SLC	4128SLC				
	295/30R22	ES83	1675	A2014	QV735									
	305/40R22	ES84	1681	A2027	QV751	2327LW	2527Q	2238QC	2138SLC	4138SLC				
	305/45R22	ES85	1680		QV757			2238QC	2138SLC	4138SLC				
	325/50R22	ES199	2315											
	295/40R24	ES188	1681		QV761	2337LW								

\* Wide Base



866-787-7544

super slings

Passenger Car  
Light Truck & SUV  
ATV  
Garden Tractor  
Snowblower  
Commercial Truck  
Loader  
Grader  
Tractor  
Skidder  
Forklift  
Skid Steer  
Replacement Chains  
Replacement Parts


Passenger Car  
Light Truck & SUV  
ATV  
Garden Tractor  
Snowblower  
Commercial Truck  
Loader  
Grader  
Tractor  
Skidder  
Forklift  
Skid Steer  
Replacement Chains  
Replacement Parts

## CRUZ LT CABLES

10.2mm metal rollers over cross cable. Ideal for low clearance vehicles. These cables are an economical alternative to traditional chains. Provides great emergency traction.

PART #	WEIGHT / PAIR
1661	4.5 Kg (10 lbs)
1663	5.4 Kg (12 lbs)
1665	5.0 Kg (11 lbs)
1669	5.4 Kg (12 lbs)
1673	5.0 Kg (11 lbs)
1675	6.0 Kg (13 lbs)
1678	6.4 Kg (14 lbs)
1679	6.8 Kg (15 lbs)
1680	6.8 Kg (15 lbs)
1681	6.8 Kg (15 lbs)

### ACCESSORIES



# 0216

All spider tensioners sold separately



## CRUZ XTREME LT DIAGONAL CABLES

Cruz diagonal cable is best used for low clearance vehicles requiring emergency traction. The diagonal pattern ensures the cables maintain continual traction with the road surface offering a smoother ride.

PART #	WEIGHT / PAIR
A2014	5.0 Kg (13 lbs)
A2015	4.5 Kg (10 lbs)
A2017	6.0 Kg (13 lbs)
A2019	5.4 Kg (12 lbs)
A2021	5.4 Kg (12 lbs)
A2027	6.0 Kg (13 lbs)
A2029	6.0 Kg (13 lbs)

### ACCESSORIES



# 0217

Tensioner included



## VOLT LT PREMIUM DIAGONAL CABLES

Premium Light Truck Cables. 10.7mm alloy steel rollers over diagonal cross cables. The diagonal pattern ensures the cables maintain continual traction with the road surface offering a smoother ride.

PART #	WEIGHT / PAIR
QV729	5.9 Kg (13 lbs)
QV735	5.9 Kg (13 lbs)
QV741	6.3 Kg (14 lbs)
QV747	6.8 Kg (15 lbs)
QV751	6.8 Kg (15 lbs)
QV753	7.3 Kg (16 lbs)
QV757	7.7 Kg (17 lbs)
QV761	8.6 Kg (19 lbs)

### ACCESSORIES



# QV1174

Tensioner included

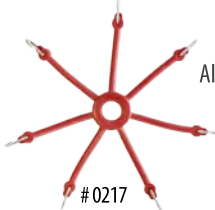


## NAVIGATOR LT SQUARE LINK ALLOY

3.7mm lightweight (LW) & 5.5mm standard alloy square link cross patterns. European design with user friendly tightening system. Excellent continual traction.

PART #	WEIGHT / PAIR	PART#	WEIGHT / PAIR
3.7mm Lightweight		5.5mm Standard	
2314LW	9.5 Kg (21 lbs)	2514Q	10.4 Kg (23 lbs)
2315LW	7.7 Kg (17 lbs)	2515Q	8.6 Kg (19 lbs)
2317LW	7.3 Kg (16 lbs)	2517Q	7.7 Kg (17 lbs)
2319LW	8.6 Kg (19 lbs)	2519Q	9.1 Kg (20 lbs)
2321LW	8.6 Kg (19 lbs)	2521Q	9.1 Kg (20 lbs)
2327LW	10 Kg (22 lbs)	2527Q	10.9 Kg (24 lbs)
2328LW	6.8 Kg (15 lbs)	2529Q	9.5 Kg (21 lbs)
2329LW	9.1 Kg (20 lbs)	2533Q	12.2 Kg (27 lbs)
2335LW	7.3 Kg (16 lbs)	2536Q	13.2 Kg (29 lbs)
2337LW	7.3 Kg (16 lbs)	2539Q	14.5 Kg (32 lbs)

### ACCESSORIES



All spider tensioners sold separately




## PATHFINDER REGULAR TWIST LINK

5.5mm cross chains, Alloy steel highway chains. NOT for use on plows, forklifts or tow trucks. Includes cam locks (QC).

PART #	WEIGHT / PAIR	CROSS CHAIN
2214QC	13 Kg (28 lbs)	6221
2216QC	10 Kg (22 lbs)	6221
2219QC	11 Kg (24 lbs)	6221
2221QC	11 Kg (25 lbs)	6221
2227QC	12 Kg (26 lbs)	6225
2228QC	13 Kg (28 lbs)	6225
2229QC	11 Kg (25 lbs)	6225
2238QC	19 Kg (41 lbs)	6253

### ACCESSORIES



All spider tensioners sold separately




## PATHFINDER SQUARE LINK ALLOY

5.5mm (SL), 7mm\*, and 8mm (HD SL) cross chains. Alloy steel for extra durability and longer wear. Reversible for extra long life. Square edge links dig into the driving surface providing excellent traction. Available with and without cam locks (C).

PART #	WEIGHT / PAIR	PART #	WEIGHT / PAIR	CROSS CHAIN
SINGLES		TRIPLES		
2114SLC	14 Kg (30 lbs)	4114SLC	29 Kg (64 lbs)	6221SL
2116SLC	12 Kg (27 lbs)	4116SLC	24 Kg (53 lbs)	6221SL
2119SLC	12 Kg (26 lbs)	4119SLC	27 Kg (59 lbs)	6221SL
2121SLC	13 Kg (28 lbs)	4121SLC	29 Kg (64 lbs)	6221SL
2127SLC	15 Kg (32 lbs)	4127SLC	31 Kg (68 lbs)	6225SL
2128SLC	13 Kg (29 lbs)	4128SLC	31 Kg (68 lbs)	6225SL
2129SLC	12 Kg (26 lbs)	4129SLC	25 Kg (56 lbs)	6225SL
2137SLC*	21 Kg (47 lbs)	4137SLC*	44 Kg (97 lbs)	6251SL
2138SLC*	20 Kg (45 lbs)	4138SLC*	41 Kg (90 lbs)	6251SL
2139SLC*	28 Kg (61 lbs)	4139SLC*	53 Kg (116 lbs)	6251SL

### ACCESSORIES



All spider tensioners sold separately



## PATHFINDER CANADIAN SPEC V-BAR

7mm & 8mm\* cross chains. Alloy steel V-Bar reinforced. Excellent traction for extreme weather conditions and some off-road applications. Extra heavy side chain & cross chain hooks for durability. Ensure your vehicle has the clearance for these chains prior to using them.

SINGLES		CROSS CHAIN
PART #	WEIGHT / PAIR	
V295	21 Kg (47 lbs)	V5340
V296	23 Kg (50 lbs)	V5340
V298*	24 Kg (52 lbs)	V5355
V315	19 Kg (52lbs)	V5315
V320	21 Kg (47 lbs)	V5315
V322	24 Kg (52 lbs)	V5315
V332	25 Kg (55 lbs)	V5330

TRIPLES		CROSS CHAIN
PART #	WEIGHT / PAIR	
V715	36 Kg (80 lbs)	V5315
V720	40 Kg (89 lbs)	V5315
V722	44 Kg (98 lbs)	V5315
V732	45 Kg (100 lbs)	V5330



### ACCESSORIES



All spider tensioners sold separately



Available with Cam Locks (QC)

Also available in lightweight 6mm alloy steel (LW).  
70% the weight of standard V-bar, increasing ease of installation. Call for details.



## NORDIC™ STUDDED ALLOY

7mm & 8mm\* cross chains. Hardened alloy cross chains for extra durability and strength. Ideal for aggressive off-road applications & harsh weather conditions. Studs dig into driving surface for excellent traction. Test fit to ensure your vehicle has the clearance for these chains prior to using them.

SINGLES		CROSS CHAIN
PART #	WEIGHT / PAIR	
S295	23 Kg (49 lbs)	6915
S296	24 Kg (52 lbs)	6915
S298*	25 Kg (54 lbs)	6926
S315	20 Kg (45 lbs)	6912
S320	23 Kg (51 lbs)	6912
S322	25 Kg (54 lbs)	6912
S332	26 Kg (57 lbs)	6913

TRIPLES		CROSS CHAIN
PART #	WEIGHT / PAIR	
S715	35 Kg (77 lbs)	6912
S720	38 Kg (84 lbs)	6913
S722	42 Kg (93 lbs)	6912
S732	45 Kg (100 lbs)	6913



### ACCESSORIES



All spider tensioners sold separately



Available with Cam Locks (QC)

Also available with lightweight 6mm alloy side chain (LW), to increase ease of installation. Call for details.



super  
20 YEARS of  
slings inc.

Secure Solutions

# COMMERCIAL TRUCK



Passenger Car
Light Truck & SUV
ATV
Garden Tractor
Snowblower
<b>Commercial Truck</b>
Loader
Grader
Tractor
Skidder
Forklift
Skid Steer
Replacement Chains
Replacement Parts

Passenger Car  
Light Truck & SUV  
ATV  
Garden Tractor  
Snowblower  
Commercial Truck  
Loader  
Grader  
Tractor  
Skidder  
Forklift  
Skid Steer  
Replacement Chains  
Replacement Parts

TIRE SIZE	EASYSOX	CRUZ TR CABLES		CRUZ XTREME TR	VOLT TRUCK	PATHFINDER		PATHFINDER		PATHFINDER		PATHFINDER		NORDIC™		
		SINGLES	TRIPLES	DIAGONAL	PREMIUM	REGULAR TWIST LINK		SQUARE LINK ALLOY		CAN-TRAC		CANADIAN		STUDDED ALLOY		
				CABLES	DIAGONAL	SINGLES	TRIPLES	SINGLES	TRIPLES	SINGLES	TRIPLES	SINGLES	TRIPLES	SINGLES	TRIPLES	SINGLES
	PAGE 16	PAGE 17		PAGE 17	PAGE 17	PAGE 18		PAGE 19		PAGE 20		PAGE 21 & 22		PAGE 23 & 24		
15" - 19.5" RIMS	9.00-15		2314	4314	A2029	QV837	2237QC	4237QC	2137SLC	4137SLC			V322	V722	S322	S722
	8.25-16										QCC-515WB-007*					
	10R17.5					QV841							V315	V715	S315	S715
	235/75R17.5	ES84	1665			QV741	2228QC	4228QC	2128SLC	4128SLC			V320	V720	S320	S720
	8R19.5		1663			QV747	2214QC	4214QC	2114SLC	4114SLC			V320	V720	S320	S720
	15-19.5		3065				3265QC								S356	S756
	16.5-19.5		3055		A891		3255QC		2149SLC							
	18-19.5		3057				3257QC									
	225/70R19.5	ES85	1663		A2021	QV747	2214QC	4214QC	2114SLC	4114SLC			V315	V715	S315	S715
	245/70R19.5	ES188	1675		A2014	QV751 QV835	2228QC	4228QC	2128SLC	4128SLC			V322	V722	S322	S722
	265/70R19.5	ES188	2314	4314		QV757 QV837	2237QC	4237QC	2137SLC	4137SLC			V322	V722	S322	S722
	285/70R19.5	ES195	2315	4315		QV853	2246QC	4246QC	2146SLC	4146SLC			V342	V742	S342	S742
305/70R19.5	ES199					2239QC	4239QC	2139SLC	4139SLC			V342	V742	S342	S742	
445/65R19.5					QV896							V372	V772	S379	S779	
20" RIMS	7.00-20		1663				2233QC	4233QC	2133SLC	4133SLC			V322	V722	S322	S722
	7.50-20	ES199	2314	4314			2237QC	4237QC	2137SLC	4137SLC			V322	V722	S322	S722
	8.25-20	ES205	2314	4314		QV859	2239QC	4239QC	2139SLC	4139SLC			V332	V732	S332	S732
	9.00-20	ES205	2315	4315		QV869	2241QC	4241QC	2141SLC	4141SLC			V342	V742	S342	S742
	10.00-20	ES225	2316	4316	A881	QV881	2247QC	4247QC	2147SLC	4147SLC	CT343QC	CT743QC	V343	V743	S343	S743
	11.00-20	ES245	2317	4317	A887	QV887	2251QC	4251QC	2151SLC	4151SLC	CT355QC	CT755QC	V355	V755	S355	S755
	12.00R20	ES245	2317	4317	A891	QV891	2255QC	4255QC	2155SLC	4155SLC			V356	V756	S356	S756
	14.00R20												V377	V777	S382	S782
	16.00R20										QCC-522WB-007*					2924A-10
	13/80R20						2255QC	4255QC	2155SLC	4155SLC						
	14/80R20					QV892	2257QC	4257QC	2157SLC	4157SLC						
	14.75/80R20												V377	V777	S382	S782
	335/80R20														S370	
	365/80R20		3055		A891	QV892	3255QC		3155SLC							
395/85R20				A896	QV898					QCC-520WB-007*						
22" - 22.5" RIMS	10.00-22		2317	4317	A887	QV887	2249QC	4249QC	2149SLC	4149SLC	CT344QC	CT744QC	V344	V744	S344	S744
	11.00-22		2317	4317	A891	QV891	2255QC	4255QC	2155SLC	4155SLC					S356	S756
	7.00-22.5		1663			QV751	2233QC	4233QC	2133SLC	4133SLC			V320	V720	S320	S720
	8.00-22.5						2237QC	4237QC	2137SLC	4137SLC			V322	V722	S322	S722
	9.00-22.5	ES205	2314	4314		QV859	2239QC	4239QC	2139SLC	4139SLC			V332	V732	S332	S732
	10R22.5	ES205	2315	4315		QV869	2241QC	4241QC	2141SLC	4141SLC			V342	V742	S342	S742
	11R22.5	ES225	2316	4316	A881	QV881	2247QC	4247QC	2147SLC	4147SLC	CT343QC	CT743QC	V343	V743	S343	S743


\* Military Grade Wear-Bar Pattern - See page 25 & 26



# Lift it up, Tie it down, Pull it around

TIRE SIZE	EASYSOX	CRUZ TR CABLES		CRUZ XTREME TR DIAGONAL CABLES	VOLT TRUCK PREMIUM DIAGONAL CABLES	PATHFINDER REGULAR TWIST LINK		PATHFINDER SQUARE LINK ALLOY		PATHFINDER CAN-TRAC WEAR-BAR SQUARE LINK		PATHFINDER CANADIAN SPEC V-BAR		NORDIC™ STUDDED ALLOY	
		SINGLES	TRIPLES			SINGLES	TRIPLES	SINGLES	TRIPLES	SINGLES	TRIPLES	SINGLES	TRIPLES	SINGLES	TRIPLES
		PAGE 16	PAGE 17		PAGE 17	PAGE 17	PAGE 18		PAGE 19		PAGE 20		PAGE 21 & 22		PAGE 23 & 24
12R22.5	ES245	2317	4317	A887	QV887	2251	4251	2151SLC	4151SLC			V355	V755	S355	S755
225/70R22.5		1669				2233	4233	2133SLC	4133SLC			V332	V732	S332	S732
235/80R22.5	ES199	2314	4314		QV859	2239	4239	2139SLC	4139SLC			V332	V732	S332	S732
245/75R22.5	ES199	2314	4314		QV859	2241	4241	2141SLC	4141SLC			V332	V732	S332	S732
255/70R22.5	ES199	2314	4314		QV859	2239	4239	2139SLC	4139SLC			V332	V732	S332	S732
255/80R22.5	ES205	2315	4315		QV865	2241	4241	2141SLC	4141SLC			V342	V742	S342	S742
265/75R22.5	ES205	2316	4316	A881	QV865	2241	4241	2141SLC	4141SLC			V342	V742	S342	S742
275/70R22.5	ES199	2316	4316	A881	QV869	2241	4241	2141SLC	4141SLC			V342	V742	S342	S742
275/80R22.5	ES205	2316	4316	A881	QV881	2247	4247	2147SLC	4147SLC	CT343QC	CT743QC	V343	V743	S343	S743
285/75R22.5	ES205	2316	4316	A881	QV887	2247	4247	2147SLC	4147SLC	CT343QC	CT743QC	V343	V743	S343	S743
295/75R22.5	ES205	2316	4316	A881	QV887	2247	4247	2147SLC	4147SLC			V343	V743	S343	S743
315/80R22.5	ES245	2317	4317	A887	QV892	2255	4255	2155SLC	4155SLC	CT355QC	CT755QC	V355	V755	S355	S755
365/70R22.5		3055			QV892							V356	V756	S356	S756
385/65R22.5	ES385	3055		A891	QV892	3255		3155SLC				V372	V772	S372	S772
425/65R22.5		3071		A896	QV896	3271		3171SLC				V377	V777	S377	S777
445/50R22.5	ES445	3069		A898	QV897	3269						V375			
445/65R22.5		3061		A898	QV818	3261		3161SLC				V377	V777	S382	S782
455/55R22.5	ES455	3071			QV899	3271						V377	V777	S377	S777
495/45R22.5						CALL FOR ASSISTANCE									
12.00R24		2317	4317	A887	QV899	2257	4257	2157SLC	4157SLC			V372	V772	S379	S779
14.00R24														S387	S787
11R24.5	ES245	2317	4317	A887	QV887	2249	4249	2149SLC	4149SLC	CT344QC	CT744QC	V344	V744	S344	S744
12R24.5		2317	4317	A887		2255	4255	2155SLC	4155SLC			V356	V756	S356	S756
275/80R24.5	ES225	2316	4316	A881	QV877	2247	4247	2147SLC	4147SLC	CT344QC	CT744QC	V344	V744	S344	S744
285/75R24.5	ES225	2316	4316	A881	QV881	2249	4249	2149SLC	4149SLC	CT344QC	CT744QC	V344	V744	S344	S744
14.00R25														S387	
525/80R25								6533A-10				2633CV-10		2933A-8 2933A-10	

Passenger Car  
Light Truck & SUV  
ATV  
Garden Tractor  
Snowblower  
Commercial Truck  
Loader  
Grader  
Tractor  
Skidder  
Forklift  
Skid Steer  
Replacement Chains  
Replacement Parts



866-787-7544


super slings

## CRUZ TR CABLES

10.2mm metal rollers over cross cable. Ideal for low clearance vehicles. These cables are an economical alternative to traditional chains. Provides great emergency traction.

SINGLES		TRIPLES	
PART #	WEIGHT / PAIR	PART #	WEIGHT / PAIR
2314	7 Kg (15 lbs)	4314	13 Kg (29 lbs)
2315	7 Kg (16 lbs)	4315	15 Kg (33 lbs)
2316	8 Kg (17 lbs)	4316	15 Kg (34 lbs)
2317	8 Kg (18 lbs)	4317	19 Kg (41 lbs)
WIDE BASE SINGLES			
PART #	WEIGHT / PAIR		
3055	8.6 Kg (19 lbs)		
3057	9.1 Kg (20 lbs)		
3065	7.7 Kg (17 lbs)		
3071	9.5 Kg (21 lbs)		

### ACCESSORIES



All spider tensioners sold separately

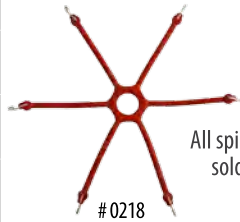


## CRUZ XTREME TR DIAGONAL CABLES

12.3mm metal rollers over cross cable. Ideal for low clearance vehicles. These diagonal pattern cables provide excellent emergency traction and a smoother ride than the standard Cruz Cables due to their diagonal pattern.

SINGLES	
PART #	WEIGHT / PAIR
A881	12 Kg (27 lbs)
A887	14 Kg (31 lbs)
A891	14 Kg (30 lbs)
A896	17 Kg (37 lbs)
A898	19 Kg (42 lbs)

### ACCESSORIES



All spider tensioners sold separately



## VOLT TRUCK PREMIUM DIAGONAL CABLES

17.3mm alloy steel rollers over cross cable. These diagonal pattern cables provide excellent emergency traction and a smooth ride. Premium quality.

SINGLES			
PART #	WEIGHT / PAIR	PART #	WEIGHT / PAIR
QV818	20.4 Kg (45 lbs)	QV881	16.8 Kg (37 lbs)
QV835	15.4 Kg (34 lbs)	QV887	17.7 Kg (39 lbs)
QV837	15.9 Kg (35 lbs)	QV891	18.1 Kg (40 lbs)
QV841	15.9 Kg (35 lbs)	QV892	18.1 Kg (40 lbs)
QV853	16.3 Kg (36 lbs)	QV896	21.3 Kg (47 lbs)
QV859	16.3 Kg (36 lbs)	QV897	19.5 Kg (43 lbs)
QV865	16.3 Kg (36 lbs)	QV898	20.9 Kg (46 lbs)
QV869	16.3 Kg (36 lbs)	QV899	20.0 Kg (44 lbs)
QV877	17.2 Kg (38 lbs)		

### ACCESSORIES



Tensioner included



Lift it up, Tie it down, Pull it around

## PATHFINDER REGULAR TWIST LINK

7mm & 8mm\* cross chains, carbon steel highway chains. NOT for use on plows, forklifts or tow trucks.



SINGLES		TRIPLES		CROSS CHAIN
PART #	WEIGHT / PAIR	PART #	WEIGHT / PAIR	
2233QC	13 Kg (29 lbs)	4233QC	36 Kg (79 lbs)	6251
2237QC	19 Kg (42 lbs)	4237QC	38 Kg (84 lbs)	
2239QC	20 Kg (44 lbs)	4239QC	37 Kg (82 lbs)	
2241QC	22 Kg (48 lbs)	4241QC	39 Kg (87 lbs)	
2245QC	23 Kg (51 lbs)	4245QC	43 Kg (95 lbs)	
2246QC	21 Kg (47 lbs)	4246QC	39 Kg (87 lbs)	6253
2247QC	23 Kg (50 lbs)	4247QC	43 Kg (94 lbs)	6258
2248QC	25 Kg (55 lbs)	4248QC	44 Kg (98 lbs)	
2249QC	24 Kg (53 lbs)	4249QC	44 Kg (96 lbs)	6253
2251QC*	31 Kg (69 lbs)	4251QC*	55 Kg (121 lbs)	6260
2253QC*	35 Kg (77 lbs)	4253QC*	64 Kg (141 lbs)	
2255QC*	32 Kg (70 lbs)	4255QC*	60 Kg (132 lbs)	6263
2257QC*	37 Kg (81 lbs)	4257QC*	65 Kg (143 lbs)	

### ACCESSORIES



Cam Locks (QC) included



All spider tensioners sold separately

#0218

WIDE BASE SINGLES		CROSS CHAIN
PART #	WEIGHT / PAIR	
3255QC*	32 Kg (71 lbs)	7213
3257QC*	34 Kg (74 lbs)	7213
3259QC*	26 Kg (58 lbs)	7214
3261QC*	38 Kg (83 lbs)	7214
3265QC*	29 Kg (64 lbs)	7215
3267QC*	31 Kg (69 lbs)	7215
3269QC*	31 Kg (68 lbs)	7215
3271QC*	34 Kg (75 lbs)	7215
3275QC*	39 Kg (85 lbs)	7216

\*8mm cross chains



866-787-7544

super slings

Passenger Car  
Light Truck & SUV  
ATV  
Garden Tractor  
Snowblower  
Commercial Truck  
Loader  
Grader  
Tractor  
Skidder  
Forklift  
Skid Steer  
Replacement Chains  
Replacement Parts

# PATHFINDER SQUARE LINK ALLOY

7mm (SL) & 8mm\* (HDSL) cross chains available. Alloy steel for durability. Square edge links dig into the driving surface providing excellent traction. Reversible for extra long life.



Call for details on Wide Base options

### ACCESSORIES



All spider tensioners sold separately

#0218



Cam Locks (C) included

SINGLES		TRIPLES		CROSS CHAIN
PART #	WEIGHT / PAIR	PART #	WEIGHT / PAIR	
2137SLC	21 Kg (47 lbs)	4137SLC	42 Kg (92 lbs)	6251SL
2139SLC	28 Kg (61 lbs)	4139SLC	48 Kg (105 lbs)	6251SL
2141SLC	25 Kg (56 lbs)	4141SLC	48 Kg (105 lbs)	6251SL
2144SLC	24 Kg (52 lbs)	4144SLC	43 Kg (94 lbs)	6253SL
2146SLC	25 Kg (56 lbs)	4146SLC	46 Kg (102 lbs)	6253SL
2147SLC	28 Kg (61 lbs)	4147SLC	51 Kg (112 lbs)	6253SL
2149SLC	29 Kg (65 lbs)	4149SLC	55 Kg (121 lbs)	6253SL
2151SLC*	32 Kg (70 lbs)	4151SLC*	57 Kg (126 lbs)	6260SL
2155SLC*	34 Kg (74 lbs)	4155SLC*	60 Kg (133 lbs)	6263SL
2157SLC*	36 Kg (79 lbs)	4157SLC*	62 Kg (136 lbs)	6263SL

\*8mm cross chains

Passenger Car

Light Truck & SUV

ATV

Garden Tractor

Snowblower

Commercial Truck

Loader

Grader

Tractor

Skidder

Forklift

Skid Steer

Replacement Chains

Replacement Parts

## PATHFINDER CAN TRAC

The Can Trac is comprised of 5.5mm alloy steel which keeps the chain light and offers excellent strength. The diamond pattern creates a smooth ride and provides great on-road traction. The Can Trac is a great choice for operators looking for a lightweight traction solution.



### ACCESSORIES



Cam Locks included (QC)



All spider tensioners sold separately

#0218



SINGLES		CROSS CHAIN
PART #	WEIGHT / PAIR	
CT343QC	20 Kg (44 lbs)	CT55225
CT344QC	23 Kg (50 lbs)	CT55225
CT355QC	23 Kg (49 lbs)	CT55225



TRIPLES		CROSS CHAIN
PART #	WEIGHT / PAIR	
CT743QC	38 Kg (84 lbs)	CT55225
CT744QC	44 Kg (97 lbs)	CT55225
CT755QC	43 Kg (95 lbs)	CT55225

## PATHFINDER CANADIAN SPEC V-BAR

7mm & 8mm\* (HD) alloy steel, V-Bar reinforced cross chains. V-bar chain provides excellent traction for extreme weather conditions and some off-road applications. Extra heavy-duty side chain & cross chain hooks for durability. Ensure your vehicle has the clearance for these chains prior to using them.



SINGLES		TRIPLES		CROSS CHAIN
PART #	WEIGHT / PAIR	PART #	WEIGHT / PAIR	
V322	24 Kg (52 lbs)	V722	42 Kg (91 lbs)	V5315
V332	25 Kg (55 lbs)	V732	45 Kg (98 lbs)	V5330
V342	26 Kg (57 lbs)	V742	47 Kg (103 lbs)	V5340
V343	27 Kg (60 lbs)	V743	49 Kg (108 lbs)	V5340
V344	29 Kg (64 lbs)	V744	54 Kg (118 lbs)	V5340
*V355	34 Kg (75 lbs)	*V755	62 Kg (137 lbs)	V5355
*V356	37 Kg (81 lbs)	*V756	67 Kg (148 lbs)	V5355
*V372	42 Kg (93 lbs)	*V772	72 Kg (158 lbs)	V5355
*V375	43 Kg (94 lbs)	*V775	73 Kg (160 lbs)	V5370
*V377	43 Kg (95 lbs)	*V777	74 Kg (162 lbs)	V5370


Call for details on Extra Heavy Duty 10mm options



### ACCESSORIES



Available with Cam Locks (QC)



All spider tensioners sold separately

#0218



Lift it up, Tie it down, Pull it around

## NORDIC™ STUDED ALLOY



### 8mm Super Alloy Studded

- Oversized studs and deep carburization for maximum strength and durability.
- 10mm hardened bell style hooks.
- 8mm hardened side chain.

### 7mm Super Alloy Studded

- 9mm oversized studs and deep carburization for maximum strength and durability.
- 9mm hardened bell style hooks.
- 8mm hardened side chain.

### 7mm Lightweight Super Alloy Studded

- 9mm oversized studs and deep carburization for maximum strength and durability.
- 8mm extra hardened bell style hook.
- 6mm hardened side chain.



866-787-7544

super slings

Passenger Car  
 Light Truck & SUV  
 ATV  
 Garden Tractor  
 Snowblower  
**Commercial Truck**  
 Loader  
 Grader  
 Tractor  
 Skidder  
 Forklift  
 Skid Steer  
 Replacement Chains  
 Replacement Parts

# NORDIC™ STUDDED ALLOY



## 7MM LIGHT WEIGHT (LW)

SINGLES		TRIPLES		CROSS CHAIN
PART #	WEIGHT / PAIR	PART #	WEIGHT / PAIR	
S320LW	20 Kg (45 lbs)	S720LW	30 Kg (66 lbs)	6912L
S322LW	22 Kg (48 lbs)	S722LW	32 Kg (71 lbs)	6912L
S332LW	22 Kg (49 lbs)	S732LW	33 Kg (72 lbs)	6913L
S342LW	23 Kg (50 lbs)	S742LW	34 Kg (76 lbs)	6913L
S343LW	23 Kg (51 lbs)	S743LW	38 Kg (84 lbs)	6913L
S344LW	24 Kg (53 lbs)	S744LW	43 Kg (95 lbs)	6913L
S355LW	29 Kg (65 lbs)	S755LW	52 Kg (114 lbs)	6915L
S356LW	31 Kg (68 lbs)	S756LW	54 Kg (120 lbs)	6915L
S372LW	33 Kg (72 lbs)	S772LW	58 Kg (127 lbs)	6916L
S377LW	31 Kg (68 lbs)	S777LW	54 Kg (120 lbs)	6918L
S379LW	28 Kg (62 lbs)	S779LW	50 Kg (110 lbs)	6916L
S382LW	33 Kg (72 lbs)	S782LW	58 Kg (127 lbs)	6920L


## 7MM & 8MM\* STANDARD

SINGLES		TRIPLES		CROSS CHAIN
PART #	WEIGHT / PAIR	PART #	WEIGHT / PAIR	
S320	24 Kg (52 lbs)	S720	42 Kg (93 lbs)	6912
S322	24 Kg (54 lbs)	S722	44 Kg (98 lbs)	6912
S332	26 Kg (57 lbs)	S732	45 Kg (100 lbs)	6913
S342	27 Kg (59 lbs)	S742	48 Kg (105 lbs)	6913
S343	29 Kg (64 lbs)	S743	52 Kg (115 lbs)	6913
S344	29 Kg (65 lbs)	S744	56 Kg (124 lbs)	6913
S355*	35 Kg (78 lbs)	S755*	64 Kg (140 lbs)	6925
S356*	38 Kg (80 lbs)	S756*	68 Kg (151 lbs)	6925
S370*	55 Kg (122 lbs)	N/A	N/A	6926
S372*	44 Kg (96 lbs)	S772*	74 Kg (163 lbs)	6926
S377*	44 Kg (98 lbs)	N/A	N/A	6931
S379*	47 Kg (104 lbs)	S779*	80 Kg (117 lbs)	6926
S382*	50 Kg (110 lbs)	S782*	85 Kg (187 lbs)	6932
S387*	54 Kg (118 lbs)	S787*	88 Kg (195 lbs)	6932

## ACCESSORIES



Available with Cam Locks (QC)



#0218  
All spider tensioners sold separately



## 8MM HEAVY DUTY (HD)

SINGLES		TRIPLES		CROSS CHAIN
PART #	WEIGHT / PAIR	PART #	WEIGHT / PAIR	
S342HD	32 Kg (70 lbs)	S742HD	52 Kg (115 lbs)	6923
S343HD	34 Kg (75 lbs)	S743HD	59 Kg (130 lbs)	6923
S344HD	36 Kg (80 lbs)	S744HD	68 Kg (150 lbs)	6923

## 10MM EXTRA HEAVY DUTY (-10)

SINGLES		TRIPLES		CROSS CHAIN
PART #	WEIGHT / PAIR	PART #	WEIGHT / PAIR	
S342-10	32 Kg (71 lbs)	S742-10	57 Kg (126 lbs)	6927
S343-10	35 Kg (77 lbs)	S743-10	63 Kg (138 lbs)	6927
S344-10	36 Kg (79 lbs)	S744-10	68 Kg (149 lbs)	6927
S372-10	52 Kg (115 lbs)	S772-10	96 Kg (212 lbs)	6928
S377-10	50 Kg (110 lbs)	N/A	N/A	6929
S379-10	50 Kg (110 lbs)	S779-10	85 Kg (187 lbs)	6928
S382-10	55 Kg (120 lbs)	S782-10	117 Kg (258 lbs)	6930
S387-10	82 Kg (180 lbs)	S787-10	122 Kg (270 lbs)	6930





**super  
20 slings inc.**  
YEARS of

Secure Solutions

# INDUSTRIAL EQUIPMENT

Passenger  
Car

Light Truck  
& SUV

ATV

Garden  
Tractor

Snowblower

Commercial  
Truck

Industrial  
Equipment

Grader

Tractor

Skidder

Forklift

Skid  
Steer

Replacement  
Chains

Replacement  
Parts

Passenger Car  
Light Truck & SUV  
ATV  
Garden Tractor  
Snowblower  
Industrial Equipment  
Loader  
Grader  
Tractor  
Skidder  
Forklift  
Skid Steer  
Replacement Chains  
Replacement Parts

TIRE SIZE	HEAVY DUTY CABLES	TWIST LINK ALLOY		TWIST LINK ALLOY H-PATTERN	SQUARE LINK ALLOY	SQUARE LINK ALLOY WEAR-BAR PATTERN	NORDIC™ STUDDED ALLOY	NORDIC™ STUDDED ALLOY H-PATTERN	NORDIC™ SUPER GRIP PATTERN	NORDIC™ NON-STUDED NET-LINK	NORDIC™ STUDDED NET-LINK
		REG TWIST	V-BAR	REG TWIST / V-BAR							
		PAGE 30	PAGE 30 & 31		PAGE 56	PAGE 32	PAGE 34	PAGE 33	PAGE 34	PAGE 35	PAGE 35
8" - 14" RIMS	5.00-8	1400F-10	1400F	1400FV		1400FSL					
	16X6-8	1400F-10	1400F	1400FV		1400FSL					
	18X7-8	1400F-10	1401F	1401FV		1401FSL					
	6.00-9	1400F-10	1401F	1401FV		1401FSL					
	21X8-9	1400F-12	1402F	1402FV		1402FSL					
	6.50-10	1400F-12	1402F	1402FV		1402FSL					
	7.50-10	1400F-12	1403F	1403FV		1403FSL					
	23X9-10	1400F-15	1406F	1406FV		1406FSL					
	7.00-12	1400F-12	1403F	1403FV		1403FSL					
	23X5.7-12				HP1739HD(V)						
	23X10-12	1400F-15	1406F	1406FV		1406FSL					
	27X10-12	1400F-15	1404F	1404FV		1404FSL					
	18X6X12-1/8	1400F-10	1400F	1400FV		1400FSL					
	18X7X12-1/8	1400F-10	1401F	1401FV		1401FSL					
	18X8X12-1/8	1400F-12	1401F	1401FV		1401FSL					
	18X9X12-1/8	1400F-12	1401F	1401FV		1401FSL					
	18X8X14	1400F-12	1401F	1401FV		1401FSL					
	18X9X14	1400F-12	1401F	1401FV		1401FSL					
15" RIMS	7.00-15	1400F-15	1404F	1404FV		1404FSL					
	7.50-15	1400F-15	1405F	1405FV		1405FSL					
	8.15-15	1400F-15	1404F	1404FV		1404FSL					
	8.25-15	1400F-15	1408F	1408FV		1408FSL					
	21X5X15	1400F-10	1401F	1401FV		1401FSL					
	21X6X15	1400F-10	1401F	1401FV		1401FSL					
	21X7X15	1400F-10	1401F	1401FV		1401FSL					
	21X8X15	1400F-12	1402F	1402FV		1402FSL					
	21X9X15	1400F-12	1402F	1402FV		1402FSL					
	21X12X15	1400F-15									
	27X10.50-15		1500	1500V	HP1748HD(V)	1500HDSL					
	28X9-15	1400F-15	1404F	1404FV		1404FSL					
	28X12.5-15	1400F-15	1407F	1407FV		1407FSL					
	31X15.50-15		1502	1502V	1502HP(V)	1502HDSL	1502WB-8	1502S	1502SHP-8		
	32X12.1-15	1400F-18	1502	1502V	1502HP(V)	1502HDSL	1502WB-8	1502S	1502SHP-8		
	33X12.50-15		1502	1502V	1502HP(V)	1502HDSL	1502WB-8	1502S	1502SHP-8		
	250-15	1400F-15	1405F	1405FV		1405FSL					
	300-15	1400F-18	1409F	1409FV		1409FSL					
16" RIMS	7.50-16	1400F-15	1405F	1405FV		1405FSL					
	22X5X16	1400F-10	1402F	1402FV		1402FSL					
	22X6X16	1400F-10	1402F	1402FV		1402FSL					
	22X7X16	1400F-10	1402F	1402FV		1402FSL					
	22X8X16	1400F-12	1402F	1402FV		1402FSL					

# Lift it up, Tie it down, Pull it around

TIRE SIZE		HEAVY DUTY CABLES	TWIST LINK ALLOY		TWIST LINK ALLOY H-PATTERN	SQUARE LINK ALLOY	SQUARE LINK ALLOY WEAR-BAR PATTERN	NORDIC™ STUDED ALLOY	NORDIC™ STUDED ALLOY H-PATTERN	NORDIC™ SUPER GRIP PATTERN	NORDIC™ NON-STUDED NET-LINK	NORDIC™ STUDED NET-LINK
			REG TWIST	V-BAR	REG TWIST / V-BAR							
		PAGE 30	PAGE 30 & 31		PAGE 56	PAGE 32	PAGE 34	PAGE 33	PAGE 34	PAGE 35	PAGE 35	PAGE 36
16" - 19.5" RIMS	22X9X16	1400F-12	1403F	1403FV		1403FSL						
	10-16.5		1501	1501V	1501HP(V)	1501HDSL		1501S				
	12-16.5		1502	1502V	1502HP(V)	1502HDSL	1502WB-8	1502S	1502SHP-8			
	265/70R16.5		1501	1501V	1501HP(V)	1501HDSL		1501S				
	31X13.00-16.5		1502	1502V	1502HP(V)	1502HDSL	1502WB-8	1502S	1502SHP-8			
	33X15.50-16.5		1503	1503V		1503HDSL	1503WB-8	1503S	1503SHP-8			
	14-17.5		1503	1503V		1503HDSL	1503WB-8	1503S	1503SHP-8			
	22X6X17-3/4	1400F-10	1401F	1401FV		1401FSL						
	22X8X17-3/4	1400F-12	1402F	1402FV		1402FSL						
	22X10X17-3/4	1400F-15	1403F	1403FV		1403FSL						
	12.5/80R18		1503	1503V	DUO210(V)	1503HDSL	1503WB-8	1503S	DUO210S-8 1503SHP-8			
	340/80R18		1503	1503V	DUO210(V)	1503HDSL	1503WB-8	1503S	DUO210S-8 1503SHP-8			
	15-19.5				DUO241(V)							
	18-19.5				DUO264(V)							
445/65R19.5		2612C	V372 2612CV	DUO242(V)	6512A		S379 2912A	DUO242S-8 2912SHP-10	2912NSG			
20" - 22.5" RIMS	14.00R20		2612C	V377 2612CV		6512A	QCC-521WB-007	S382 2912A	2912SHP-10	2912NSG		
	32X10-20		1501	1501V	1501HP(V)	1501HDSL		1501S				
	38X18.00-20								1510SHP-10			
	400/70R20				DUO243(V)							
	405/70R20		1504	1504V	DUO243(V)	1504HDSL						
	425/75R20					CALL FOR ASSISTANCE						
	43X16.00-20				DUO239(V)							
	28X10X22	1400F-15	1404F	1404FV		1404FSL						
	28X12X22	1400F-15	1408F	1408FV		1408FSL						
	15-22.5					CALL FOR ASSISTANCE						
24" RIMS	12.00R24		2257 2610C	V372 2610CV		2157SLC 6510A		S379 2910A	2910SHP			
	13.00R24		2612C	2612CV	DUO242(V)	6512A		2912A	DUO242S-8 2912SHP-10	2912NSG		
	14.00R24		2615C	2615CV	DUO260(V)	6515A	6515WB-10	S387 2915A	2915SHP	2915NSG		
	16.00R24		2627C	2627CV		6527A	6527WB-10	2927A	2927SHP	2927NSG		
	17.5LR24		2624C	2624CV	DUO265(V)	6524A	6524WB-10	2924A	2924SHP	2924NSG		
	18.4-24				DUO268(V)							
	19.5LR24		2626C	2626CV	DUO268(V)	6526A	6526WB-8	2926A	2926SHP			
	21LR24				DUO271(V)				DUO271S			
	385/95R24		2615C	2615CV	DUO260(V)	6515A	6515WB-10	S387 2915A	2915SHP	2915NSG		
	500/70R24		2626C	2626CV	DUO268(V)	6526A	6526WB-8	2926A	2926SHP			
25" RIMS	14.00R25		2615C	2615CV	DUO260(V)	6515A	6515WB-10	S387 2915A	2915SHP	2915NSG		
	15.5R25		2612C	2612CV		6512A		2912A	2912SHP	2912NSG		
	16.00R25		2627C	2627CV		6527A	6527WB-10	2927A	2927SHP	2927NSG		
	17.5R25		2624C	2624CV	DUO268(V)	6524A	6524WB-10	2924A	2924SHP	2924NSG		
	18.00R25		2636C	2636CV-10		6536A		2936A	2936SHP	2936NSG		NLS180
	20.5R25		2633C	2633CV-10		6533A	6533WB	2933A	2933SHP	2933NSG	NLN205 DHN205	NLS205 DHS205

Passenger Car  
Light Truck & SUV  
ATV  
Garden Tractor  
Snowblower  
Commercial Truck  
**Industrial Equipment**  
Grader  
Tractor  
Skidder  
Forklift  
Skid Steer  
Replacement Chains  
Replacement Parts

Passenger Car  
Light Truck & SUV  
ATV  
Garden Tractor  
Snowblower  
Industrial Equipment  
Loader  
Grader  
Tractor  
Skidder  
Forklift  
Skid Steer  
Replacement Chains  
Replacement Parts

TIRE SIZE	TWIST LINK ALLOY		TWIST LINK ALLOY H-PATTERN	SQUARE LINK ALLOY	SQUARE LINK ALLOY WEAR-BAR PATTERN	NORDIC™ STUDDED ALLOY	NORDIC™ STUDDED ALLOY H-PATTERN	NORDIC™ SUPER GRIP PATTERN	NORDIC™ NON-STUDDED NET-LINK	NORDIC™ STUDDED NET-LINK	NORDIC™ TOP MOUNT U-GRIP NET-LINK
	REG TWIST	V-BAR	REG TWIST / V-BAR								
	PAGE 30 & 31		PAGE 56	PAGE 32	PAGE 34	PAGE 33	PAGE 34	PAGE 35	PAGE 35	PAGE 36	PAGE 42
25" RIMS	21.00R25	2648C		6548A		2948A	2948SHP				
	23.5R25	2645C	2645CV-10	6545A	6545WB	2945A	2945SHP	2945NSG	NLN235 DDN235	NLS235 DDS235	
	24.00R25					CALL FOR ASSISTANCE					
	25/65R25	2648C		6548A		2948A	2948SHP				DDU2652534
	26.5R25	2657C		6557A	6557WB	2957A	2957SHP	2957NSG	NLN265 DDN265	NLS265 DDS265	
	29.5R25	2672C		6572A		2972A	2972SHP	2972NSG	NLN265 DDN265	NLS265 DDS265	
	30/65R25	2657C		6557A		2957A	2957SHP		NLN750	NLS750	
	525/80R25	2633C	2633CV-10	6533A	6533WB	2933A	2933SHP	2933NSG	NLN205 DHN205	NLS205 DHS205	
	550/65R25	2636C	2636CV-10	6536A		2936A	2936SHP	2936NSG			
	600/65R25	2642C	2642CV-10	6542A		2942A					
	650/65R25	2648C		6548A		2948A	2948SHP				
	750/65R25	2657C		6557A		2957A	2957SHP		NLN750	NLS750	
28" - 57" RIMS	16.9R28			DUO262(V)							
	18.4R28			DUO271(V)			DUO271S	2912NSG			
	370/75-28	2612C	2612CV	DUO242(V)	6512A	2912A	2912SHP	2912NSG			
	440/80R28			DUO262(V)							
	26.5R29					CALL FOR ASSISTANCE					
	29.5R29	2675C		6575A		2975A					
	35/65R29								NLN87565		
	875/65R29								NLN87565		
	18.00R33	2642C	2642CV-10	6542A		2942A					
	33.5R33					CALL FOR ASSISTANCE					
	35/65R33	2680C		6580A		2980A			NLN3565	NLS3565	
	37.5R33					CALL FOR ASSISTANCE					
	21.00R35					CALL FOR ASSISTANCE					
	24.00R35									NLS2400	
	29.5R35					CALL FOR ASSISTANCE					
27.00R49											
33.00R51									NLS3300		
36.00R51									NLS3600		
40.00R57									NLS4000		



## HEAVY DUTY CABLES



8mm alloy rollers provide exceptional longevity and a smooth ride, reducing vibration. These chains can be run on both sides. Double duty cross cables (2 link spacing) offer more coverage and better continual traction. Comes with a 0213 spider tensioner & cable cutters for custom fitment.

PART #	WEIGHT / PAIR
1400F-10	7 Kg (13 lbs)
1400F-12	10 Kg (22 lbs)
1400F-15	12 Kg (27 lbs)
1400F-18	14 Kg (31 lbs)

*Note: Machine operator must be aware that rapid direction change can destroy cables!*

## REGULAR TWIST LINK

Ladder style cross chains produce moderate traction in uneven terrain. Available in single duty 4 link spacing and double duty 2 link spacing (-2). Double duty cross chains offer more coverage and better continual traction.

PART #	WEIGHT / PAIR	CROSS CHAIN	MATERIAL SIZE
1400F	5 Kg (12 lbs)	6216	5.5mm
1401F	8 Kg (18 lbs)	6218	5.5mm
1402F	13 Kg (28 lbs)	6248	7mm
1403F	18 Kg (40 lbs)	6255	8mm
1404F	19 Kg (42 lbs)	6256	8mm
1405F	21 Kg (46 lbs)	6256	8mm
1406F	19 Kg (42 lbs)	6260	8mm
1407F	22 Kg (48 lbs)	6260	8mm
1408F	25 Kg (56 lbs)	6256	8mm
1409F	25 Kg (55 lbs)	6260	8mm



PART #	WEIGHT / PAIR	CROSS CHAIN	MATERIAL SIZE
1500	18 Kg (40 lbs)	6260	8mm
1501	20 Kg (44 lbs)	6260	8mm
1502	25 Kg (54 lbs)	6268	8mm
1503	26 Kg (58 lbs)	6268	8mm
1504	28 Kg (62 lbs)	6268	8mm




### ACCESSORIES



#0213

All spider tensioners sold separately



#0216

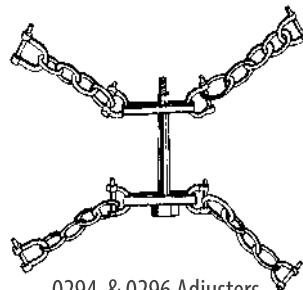


1500 series chains are available with Cam Locks (QC)

## REGULAR TWIST LINK

Case hardened twist link chains available in 10mm, 11mm and 13mm. Great for plows, graders forklifts and scrapers. Single duty 4 link spacing & double duty 2 link spacing (-2) available. **ALSO AVAILABLE IN 10MM V-BAR (V).**

PART #	WEIGHT / PAIR	CROSS CHAIN	ADJUSTER
2612C	49 Kg (108 lbs)	6630	0294
2615C	57 Kg (126 lbs)	6630	
2624C	74 Kg (162 lbs)	6640	0296
2627C	88 Kg (195 lbs)	6640	
2633C	86 Kg (190 lbs)	6650	
2636C	95 Kg (210 lbs)	6650	
2642C	75 Kg (165 lbs)	6650	
2645C	164 Kg (362 lbs)	6660	
2648C	174 Kg (383 lbs)	6660	
2654C	205 Kg (451 lbs)	6660	
2657C	204 Kg (450 lbs)	6670	
2660C	214 Kg (472 lbs)	6670	
2672C	228 Kg (503 lbs)	6680	
2675C	241 Kg (531 lbs)	6680	
2678C	267 Kg (589 lbs)	6690	
2680C	277 Kg (610 lbs)	6690	
2682C	309 Kg (681 lbs)	6692	
2686C	318 Kg (702 lbs)	6693	
2688C	320 Kg (706 lbs)	6694	



0294 & 0296 Adjusters sold separately



## V-BAR


Alloy steel reinforced V-Bar. Available in single duty 4 link spacing and double duty 2 link spacing (-2). Double duty offers more coverage and therefore improved traction. V-bars dig into the driving surface for excellent traction in ice, snow, and mud.

### ACCESSORIES



# 0213

All spider tensioners sold separately



# 0216



1500 series chains are available with Cam Locks (QC)

PART #	WEIGHT / PAIR	CROSS CHAIN	MATERIAL SIZE
1400FV	6 Kg (13 lbs)	6816	5.5mm
1401FV	9 Kg (19 lbs)	6818	5.5mm
1402FV	13 Kg (29 lbs)	6848	7mm
1403FV	19 Kg (41 lbs)	6855	8mm
1404FV	20 Kg (43 lbs)	6856	8mm
1405FV	22 Kg (48 lbs)	6856	8mm
1406FV	20 Kg (43 lbs)	6860	8mm
1407FV	23 Kg (50 lbs)	6860	8mm
1408FV	26 Kg (58 lbs)	6856	8mm
1409FV	26 Kg (57 lbs)	6860	8mm



1500V	20 Kg (44 lbs)	6860	8mm
1501V	22 Kg (48 lbs)	6860	8mm
1502V	27 Kg (59 lbs)	V5355	8mm
1503V	29 Kg (64 lbs)	V5355	8mm
1504V	31 Kg (69 lbs)	V5355	8mm




## SQUARE LINK ALLOY



Designed for maximum traction. Alloy square link cross chain edges bite into ice and are reversible for extended longevity. Available in single duty 4 link spacing and double duty 2 link spacing (-2). Double duty offers more coverage and better continual traction.

PART #	WEIGHT / PAIR	CROSS CHAIN	MATERIAL SIZE
1400FSL	4 Kg (8 lbs)	6216SL	5.5mm
1401FSL	5 Kg (12 lbs)	6218SL	5.5mm
1402FSL	27 Kg (30 lbs)	6248SL	7mm
1403FSL	21 Kg (46 lbs)	6255SL	8mm
1404FSL	20 Kg (44 lbs)	6256SL	8mm
1405FSL	25 Kg (55 lbs)	6256SL	8mm
1406FSL	19 Kg (42 lbs)	6260SL	8mm
1407FSL	18 Kg (39 lbs)	6260SL	8mm
1408FSL	26 Kg (58 lbs)	6256SL	8mm
1409FSL	27 Kg (60 lbs)	6260SL	8mm

### ACCESSORIES



All spider tensioners sold separately



1500 series chains are available with Cam Locks (C)



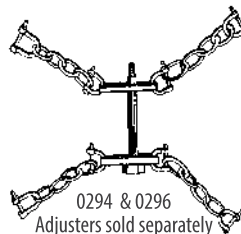
1500HDSL	20 Kg (44 lbs)	6260SL	8mm
1501HDSL	22 Kg (48 lbs)	6263SL	8mm
1502HDSL	27 Kg (59 lbs)	6268SL	8mm
1503HDSL	29 Kg (64 lbs)	6268SL	8mm
1504HDSL	31 Kg (69 lbs)	6268SL	8mm



## SQUARE LINK ALLOY

10mm 11mm & 13mm alloy square link cross chains. Alloy steel used for durability. Square edge links dig into driving surface. These chains can be run on both sides. For plows, graders, forklifts, and scrapers. Available in single duty 4 link spacing and double duty 2 link spacing (-2).

PART #	WEIGHT / PAIR	CROSS CHAIN	ADJUSTER
6512A	54 Kg (120 lbs)	E6530S	0294
6515A	64 Kg (140 lbs)	E6530S	
6524A	92 Kg (202 lbs)	E6540SH	0296
6527A	97 Kg (214 lbs)	E6540SH	
6533A	105 Kg (232 lbs)	E6550SH	
6536A	114 Kg (252 lbs)	E6550SH	
6545A	139 Kg (307 lbs)	E6560SH	
6557A	199 Kg (438 lbs)	E6570SH	
6572A	272 Kg (600 lbs)	E6580SH	
6575A	286 Kg (631 lbs)	E6580SH	
6580A	329 Kg (725 lbs)	E6590SH	



0294 & 0296 Adjusters sold separately



NORDIC™ STUDED ALLOY




Premium 8mm studded cross chains. Alloy steel for longer wear. Studs dig into driving surface for excellent traction in harsh conditions. Available in single duty 4 link spacing and double duty 2 link spacing (-2). Double duty offers more coverage and better continual traction.

ACCESSORIES



Available with Cam Locks (QC)



# 0216

All spider tensioners sold separately



PART #	WEIGHT / PAIR	CROSS CHAIN
1500S	21 Kg (46 lbs)	6923
1501S	23 Kg (50 lbs)	6923
1502S	28 Kg (61 lbs)	6926
1503S	30 Kg (66 lbs)	6926
1504S	32 Kg (71 lbs)	6926

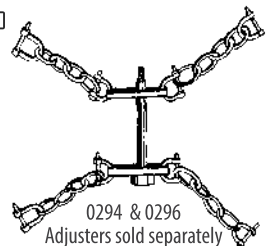


NORDIC™ STUDED ALLOY

10mm, 11mm, and 13mm hardened alloy steel construction for maximum life. Excellent traction in harsh conditions. Designed for plows, graders, forklifts, scrapers, loaders, etc. Available in single duty 4 link spacing and double duty 2 link spacing (-2).



PART #	WEIGHT / PAIR	CROSS CHAIN	ADJUSTER
2912A	57 Kg (126 lbs)	6930	0294
2915A	48 Kg (105 lbs)	6930	
2924A	73 Kg (162 lbs)	6940	0296
2927A	80 Kg (177 lbs)	6940	
2933A	97 Kg (214 lbs)	6950	
2936A	105 Kg (232 lbs)	6950	
2945A	143K g (315 lbs)	6960	
2948A	191 Kg (420 lbs)	6960	
2957A	199 Kg (438 lbs)	6970	
2972A	286 Kg (631 lbs)	6980	
2975A	329 Kg (725 lbs)	6980	



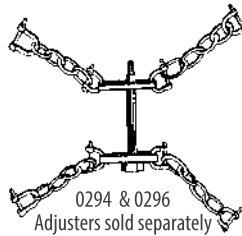
0294 & 0296 Adjusters sold separately



## WEAR-BAR SQUARE LINK SINGLE DIAMOND

Wear-bar pattern chain provides excellent continual traction both on and off road. The Wear bar pattern will not damage road surface during snow removal or damage rig mats when moving equipment on and off. Comes with side chain tensioning system.

PART #	WEIGHT / PAIR	ADJUSTER
1502WB-8	48 Kg (106 lbs)	-
1503WB-8	63 Kg (140 lbs)	
6515WB-10	174 Kg (383 lbs)	0294
6524WB-10	171 Kg /376 lbs)	
6526WB-8	118 Kg (260 lbs)	-
6527WB-10	171 Kg (376 lbs)	0296
6533WB-11	270 Kg (595 lbs)	
6533WB-13	313 Kg (690 lbs)	
6545WB-13	360 Kg (794 lbs)	
6557WB-13	376 Kg (829 lbs)	




## NORDIC™ STUDED H-PATTERN

10mm, 11mm, and 13mm studded cross patterns. Best for aggressive off-road applications. Hardened alloy steel throughout for maximum life. H-patterns prevent chain from settling below the lugs.



PART #	STANDARD MATERIAL SIZE	MATERIAL SIZES ALSO AVAILABLE	STANDARD WEIGHT / PAIR	STANDARD PATTERN	ADJUSTER
1502SHP-8	8mm	-	47 Kg (103 lbs)	8500	-
1503SHP-8	8mm	-	54 Kg (120 lbs)	8500	-
1510SHP-10	10mm	-	73 Kg (160 lbs)	8502	-
2912SHP	10mm	11mm	112 Kg (246 lbs)	8502	0294
2915SHP	10mm	11mm, 13mm	120 Kg (264 lbs)	8502	
2924SHP	10mm	11mm, 13mm	132 Kg (290 lbs)	8502	0296
2927SHP	10mm	11mm, 13mm	134 Kg (296 lbs)	8502	
2933SHP	11mm	13mm	170 Kg (375 lbs)	8505	
2936SHP	11mm	13mm	180 Kg (396 lbs)	8505	
2945SHP	13mm	11mm	245 Kg (541 lbs)	8508	
2948SHP	13mm	-	249 Kg (550 lbs)	8508	
2957SHP	13mm	-	289 Kg (638 lbs)	8509	
2972SHP	13mm	-	311 Kg (685 lbs)	8510	
2975SHP	13mm	-	332 Kg (732 lbs)	8510	

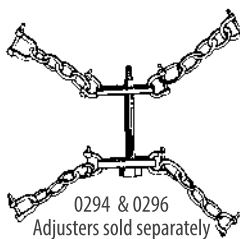
See page 56 for Regular Twist Link & V-bar H-pattern options (Duo-Grip)



## NORDIC™ SUPER GRIP STUDED

10mm, 11mm, 13mm and 16mm cross patterns. Best for aggressive off-road applications. Hardened alloy steel throughout for maximum life. Continuous pattern provides excellent traction in all directions for studs to dig into terrain. Smooth and comfortable ride on solid surfaces.

PART #	STANDARD MATERIAL SIZE	MATERIAL SIZES ALSO AVAILABLE	STANDARD WEIGHT / PAIR	ADJUSTER
2912NSG	11mm	10mm	136 Kg (300 lbs)	0294
2915NSG	11mm	10mm, 13mm	147 Kg (324 lbs)	
2924NSG	11mm	10mm, 13mm	153 Kg (337 lbs)	0296
2927NSG	11mm	10mm, 13mm	152 Kg (336 lbs)	
2933NSG	11mm	10mm, 13mm	164 Kg (361 lbs)	
2936NSG	11mm	10mm, 13mm	181 Kg (400 lbs)	
2945NSG	13mm	11mm	269 Kg (594 lbs)	
2957NSG	13mm	16mm	289 Kg (638 lbs)	
2972NSG	16mm	-	516 Kg (1137 lbs)	



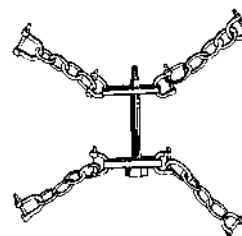
## NORDIC™ NON-STUDED NET-LINK

14mm, 16mm, 18mm, & 19mm cross patterns. Hardened alloy steel construction for maximum Life. Diamond patterns form a net over the tire providing excellent coverage and continual traction. No studs for less aggressive applications.



PART #	STANDARD MATERIAL SIZE	MATERIAL SIZES ALSO AVAILABLE	STANDARD WEIGHT / PAIR
NLN180	16mm	-	422 Kg (930 lbs)
NLN205	16mm	-	408 Kg (900 lbs)
NLN235	16mm	14mm	347 Kg (764 lbs)
NLN265	16mm	18mm	415 Kg (916 lbs)
NLN295	18mm	16mm	666 Kg (1469 lbs)
NLN3565	19mm	16mm	813 Kg (1792 lbs)
NLN87565	16mm	-	524 Kg (1155 lbs)

### ACCESSORIES



0294 & 0296 Adjusters sold separately

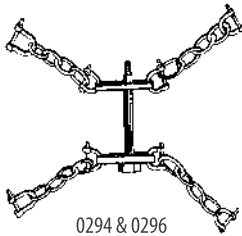
HD Chain Tightener 2506HD sold separately

## NORDIC™ STUDED NET-LINK

16mm, 18mm, & 20mm studded cross patterns. Alloy steel construction for maximum life. Diamond patterns form a net over the tire, providing excellent coverage and continual contact with ground surface. Aggressive traction for harsh conditions.

PART #	STANDARD MATERIAL SIZE	MATERIAL SIZES ALSO AVAILABLE	STANDARD WEIGHT / PAIR
NLS180	16mm	-	387 Kg (845 lbs)
NLS205	16mm	-	345 Kg (761 lbs)
NLS235	16mm	-	532 Kg (1172 lbs)
NLS265	16mm	20mm	464 Kg (1023 lbs)
NLS295	16mm	18mm, 20mm	617 Kg (1360 lbs)
NLS2400	20mm	-	920 Kg (2029 lbs)
NLS2700	20mm	-	1434 Kg (3128 lbs)
NLS3300	20mm	-	1832 Kg (4039 lbs)
NLS3565	18mm	-	868 Kg (1914 lbs)
NLS3600	20mm	-	2046 Kg (4510 lbs)

### ACCESSORIES



0294 & 0296 Adjusters sold separately



HD Chain Tightener 2506HD sold separately



## NORDIC™ STUDED NET-LINK - SINGLE STUD

17mm studded cross patterns. Alloy steel construction for maximum life. Diamond patterns form a net over the tire, providing excellent coverage and continual contact with ground surface. Aggressive traction for harsh conditions. Also available in non-studded (DHN / DDN).

PART #	MATERIAL SIZE	WEIGHT / PAIR
DHS180-17	17mm	472 Kg (1040 lbs)
DHS205-17	17mm	437 Kg (963 lbs)
DDS235-17	17mm	472 Kg (1040 lbs)
DDS265-17	17mm	549 Kg (1210 lbs)
DDS295-17	17mm	580 Kg (1278 lbs)

0294 & 0296 Adjusters & 2506HD Chain Tightener sold separately



866-787-7544

super slings

Passenger Car  
Light Truck & SUV  
ATV  
Garden Tractor  
Snowblower  
Industrial Equipment  
Loader  
Grader  
Tractor  
Skidder  
Forklift  
Skid Steer  
Replacement Chains  
Replacement Parts

## NORDIC™ STUDDED DOUBLE DIAMOND NET-LINK




Our net-link chain uses weld on studs providing grip and durability in icy or rocky conditions. Available in 16mm, 18mm and 20mm material sizes. Double diamond configuration.

TIRE SIZE	PART #	STANDARD MATERIAL SIZE	MATERIAL SIZES ALSO AVAILABLE	STANDARD WEIGHT / PAIR
23.1-26	NLS231-16	16mm	-	492 Kg (1084 lbs)
750/55-26.5	NLS750/55-16	16mm	-	501 Kg (1105 lbs)
24.5-32	NLS245-18	18mm	16mm	676 Kg (1490 lbs)
30.5L32	NLS305-20A	20mm	16mm, 18mm	692 Kg (1525 lbs)
35.5L32	NLS355-20A	20mm	18mm	842 Kg (1857 lbs)
73X44.00-32	NLS730-20	20mm	-	907 Kg (2000 lbs)

### ACCESSORIES



Chain Tightener  
2506HD  
Sold Separately



## NORDIC™ STUDDED TRIPLE DIAMOND NET-LINK

Our net link chain uses weld on studs providing grip and durability in icy or rocky conditions. Available in 16mm, 18mm and 20mm material sizes. Triple diamond configuration.

TIRE SIZE	PART #	STANDARD MATERIAL SIZE	MATERIAL SIZES ALSO AVAILABLE	STANDARD WEIGHT / PAIR
30.5L32	NLTS305-18	18mm	-	943 Kg (2078 lbs)
35.5L32	NLTS355-20	20mm	18mm	1108 Kg (2442 lbs)
73X44.00-32	NLTS730-20	20mm	16mm, 18mm	1111 Kg (2449 lbs)
76X50.00-32	NLTS760-16	16mm	-	865 Kg (1908 lbs)

2506HD Chain Tightener sold separately



## NORDIC™ STUDED DOUBLE DIAMOND NET-LINK - SINGLE STUD

17mm studded cross patterns. Alloy steel construction for maximum life. Diamond patterns form a net over the tire, providing excellent coverage and continual contact with ground surface. Aggressive traction for harsh conditions.

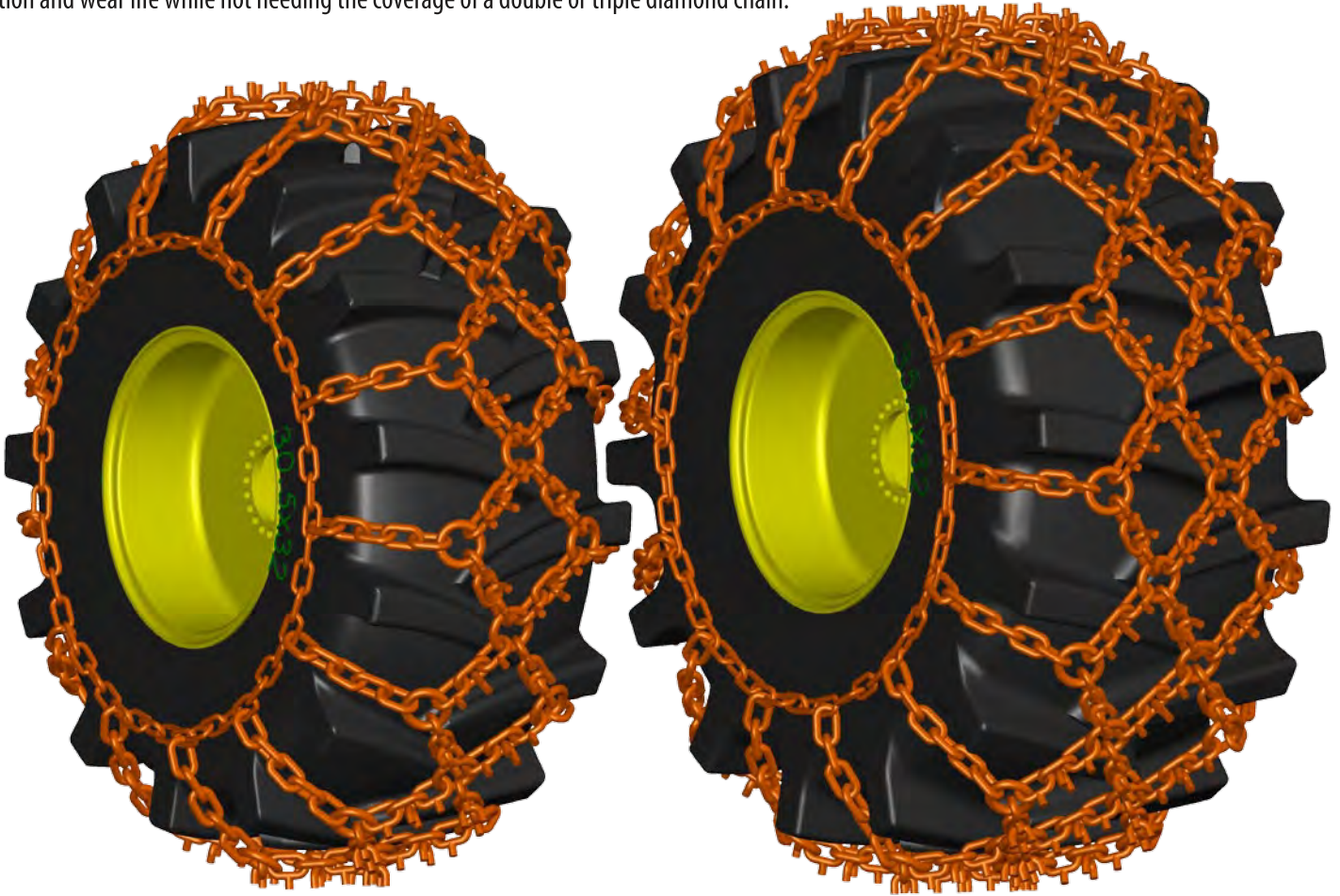


TIRE SIZE	PART #	MATERIAL SIZE	WEIGHT / PAIR
23.1-26	DDS231-17	17mm	472 Kg (1040 lbs)
24.5-32	DDS245-17	17mm	519 Kg (1144 lbs)
30.5L32	DDS305-17	17mm	580 Kg (1278 lbs)
35.5L32	DDS355-17	17mm	739 Kg (1630 lbs)

2506HD Chain Tightener sold separately

# NORDIC™ SINGLE & 1.5 DIAMOND TOP MOUNT U-GRIP NET-LINK

These chains offer incredible durability thanks to our unique heat treatment process and large 7/8" to 1-1/8" material size. The use of top mounted U-Studs maximizes traction and prevents the chain from rolling over. Both of these chains are great options for operators looking for incredible traction and wear life while not needing the coverage of a double or triple diamond chain.



**SDU**


**DHU**

TIRE SIZE	PART #	STANDARD MATERIAL SIZE	MATERIAL SIZES ALSO AVAILABLE	STANDARD WEIGHT / PAIR
23.1-26	SDU2312634	19mm	16mm	307 Kg (677 lbs)
28L-26	SDU282678	22mm	-	646 Kg (1425 lbs)
16.9-30	SDU16930916-58	14mm/16mm	-	215 Kg (474 lbs)
24.5-32	SDU2453278	22mm	16mm	702 Kg (1547 lbs)
30.5L32	SDU3053278	22mm	-	734 Kg (1688 lbs)
35.5L32	DHU3553278	22mm	-	1042 Kg (2297 lbs)
	SDU35532118	28mm	-	941 Kg (2072 lbs)
18.4-34	SDU1843434	19mm	14mm/16mm, 16mm	305 Kg (673 lbs)

**ACCESSORIES**



Chain Tightener  
2506HD Sold Separately



Passenger Car

Light Truck & SUV

ATV

Garden Tractor

Snowblower

Industrial Equipment

Loader

Grader

Tractor

Skidder

Forklift

Skid Steer

Replacement Chains

Replacement Parts

Lift it up, Tie it down, Pull it around

## NORDIC™ DOUBLE DIAMOND TOP MOUNT U-GRIP NET-LINK

Top mounted U studs prevent the chain from rolling and ensures continual traction. Double diamond pattern forms a net over the tire providing excellent coverage. Available in 19mm material size with 20mm U studs.



2506HD Chain Tightener sold separately

TIRE SIZE	PART #	MATERIAL SIZE	WEIGHT / PAIR
28L-26	DDU282658	16mm	653 Kg (1440 lbs)
24.5-32	DDU2453258	16mm	653 Kg (1440 lbs)
30.5L32	DDU3053234	19mm	668 Kg (1473 lbs)
35.5L32	DDU3553234	19mm	742 Kg (1636 lbs)
710/70R38	DDU710703834	19mm	735 Kg (1620 lbs)
26.5R25	DDU2652534	19mm	717 Kg (1580 lbs)

Also available for industrial tire

866-787-7544

super slings

Passenger Car  
Light Truck & SUV  
ATV  
Garden Tractor  
Snowblower  
Commercial Truck  
Industrial Equipment  
Grader  
Tractor  
Skidder  
Forklift  
Skid Steer  
Replacement Chains  
Replacement Parts

Passenger Car  
Light Truck & SUV  
ATV  
Garden Tractor  
Snowblower  
Industrial Equipment  
Loader  
Grader  
Tractor  
Skidder  
Forklift  
Skid Steer  
Replacement Chains  
Replacement Parts



## NORDIC™ DOUBLE DIAMOND U-GRIP NET-LINK

The under mount U-Stud provides the ultimate in stability and traction. The NLU is built for the most demanding forestry environments. Available in 16mm, 18mm, 20mm & 22mm material sizes. Double diamond configuration.

TIRE SIZE	PART #	STANDARD MATERIAL SIZE	MATERIAL SIZES ALSO AVAILABLE	STANDARD WEIGHT / PAIR
23.1-26	NLU231-16	16mm	-	390 Kg (860 lbs)
24.5-32	NLU245-16	16mm	-	576 Kg (1270 lbs)
30.5L32	NLU305-20A	20mm	-	769 Kg (1696 lbs)
35.5L32	NLU355-20A	20mm	22mm	913 Kg (2013 lbs)
73X44.00-32	NLU730-18	18mm	16mm	777 Kg (1712 lbs)

### ACCESSORIES



Chain Tightener  
2506HD  
Sold Separately



## NORDIC™ TRIPLE DIAMOND U-GRIP NET-LINK



The under mount U-Stud provides the ultimate in stability and traction. The NLU is built for the most demanding forestry environments. Available in 16mm, & 20mm material sizes. Triple diamond configuration.

TIRE SIZE	PART #	MATERIAL SIZE	WEIGHT / PAIR
35.5L32	NLTU355-20	20mm	1265 Kg (2789 lbs)
73X44.00-32	NLTU730-16	16mm	785 Kg (1731 lbs)
	NLTU730-20	20mm	1318 Kg (2905 lbs)




2506HD Chain Tightener sold separately





# NORDIC™ TRIPLE DIAMOND TOP MOUNT U-GRIP NET-LINK

Our TDU was designed with forwarder, harvester and skidder floatation tires in mind. The TDU chain uses top mounted U studs in a tight triple diamond design to ensure continual traction and tire coverage. The design incorporates a tensioning chain to ensure a secure fit regardless of tire make or levels of wear. Side chain design also offers additional protection for tire side walls. The TDU is available in 16mm & 14mm material sizes in a triple diamond configuration. Tension chain only available with metric sized tires. Also available with additional studded links between each U-Grip link (X) for added traction, ask about TDUX options.



**TDUX**  
Extra Studded Option

**ACCESSORIES**

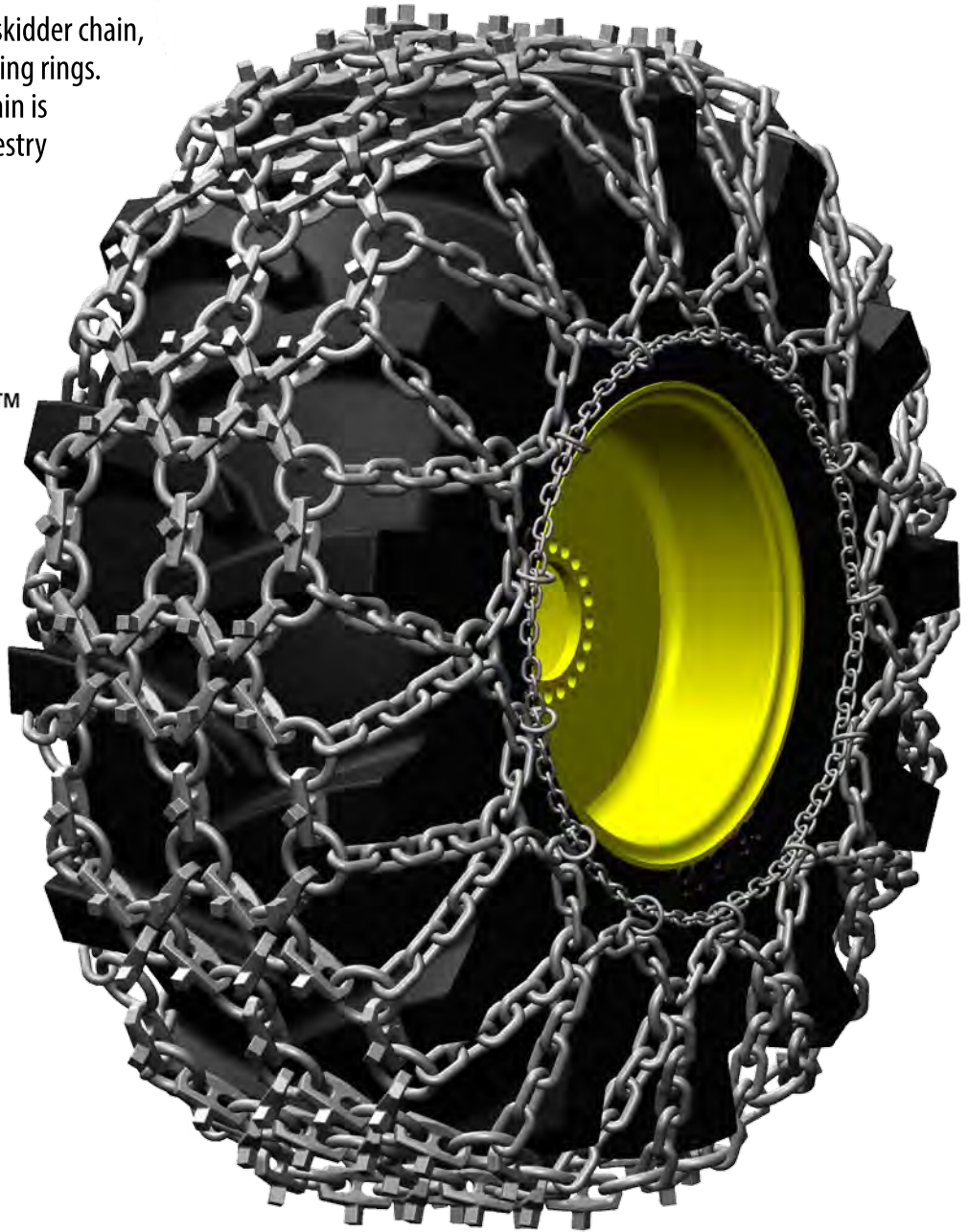


Chain Tightener  
2506HD sold separately

TIRE SIZE	PART #	STANDARD MATERIAL SIZE	MATERIAL SIZES ALSO AVAILABLE	STANDARD WEIGHT / PAIR
600/55-26.5	TDU6005558	16mm	14mm	353 Kg (777 lbs)
700/50-26.5	TDU7104558	16mm	14mm	428 Kg (942 lbs)
710/45-26.5				
750/50-26.5	TDU7505558	16mm	14mm	519 Kg (1142 lbs)
750/55-26.5				
780/55-26.5				
780/50-28.5	TDU7805058	16mm	-	571 Kg (1256 lbs)
73X44.00-32	TDU73443258	16mm	-	766 Kg (1689 lbs)
76X50.00-32	TDU76503258	16mm	-	860 Kg (1896 lbs)

# NORDIC™ NET-LINK FORGED FORESTRY CHAIN

Our most aggressive and longest lasting skidder chain, utilizing forged studs and 22mm connecting rings. The Nordic™ Net-Link Forged Forestry chain is built for the world's most demanding forestry environments. Nordic™ Forestry chain is in a class of its own, providing unsurpassed durability and traction.



**NORDIC™**  
**tire chains**  
 engineered in Canada



### SINGLE STUD

Its unique patent pending design will not allow snow and mud to accumulate. Traction will never be compromised.

### ACCESSORIES



Chain Tightener 2506HD sold separately

TIRE SIZE	PART #	MATERIAL SIZE	WEIGHT / PAIR
750/55-26.5	NTFF75055-22	22mm	648 Kg (1426 lbs)
780/50-28.5	NTFF78050-22	22mm	720 Kg (1584 lbs)
24.5-32	NTFF245-22	22mm	909 Kg (2004 lbs)
30.5L32	NTFF305-22	22mm	993 Kg (2189 lbs)
35.5L32	NTFF355-22	22mm	1136 Kg (2504 lbs)

Passenger Car  
 Light Truck & SUV  
 ATV  
 Garden Tractor  
 Snowblower  
 Industrial Equipment  
 Loader  
 Grader  
 Tractor  
 Skidder  
 Forklift  
 Skid Steer  
 Replacement Chains  
 Replacement Parts


Lift it up, Tie it down, Pull it around

# THE NORDIC™ **ARMOUR** FORGED FORESTRY PROTECTION CHAIN

Tires represent the most expensive maintenance costs for forestry skidders. The Nordic™ Armour forged forestry protection chain increases tire life by protecting the tires surface from excessive wear, punctures and cuts. The Nordic™ Armour is available in either a single or triple stud depending on operational needs.

## TRIPLE STUD

Patent pending design used for traction with minimal ground disturbance.



## SINGLE STUD -

Used for traction in the most extreme environments. Its unique patent pending design will not allow snow and mud to accumulate. Traction will never be compromised.



SINGLE STUD EXTREME	TIRE SIZE	PART #	MATERIAL SIZE	WEIGHT / PAIR
	30.5L32	NLTFPE305-22	22mm	1267 Kg (2793 lbs)
	35.5L32	NLTFPE355-22	22mm	1399 Kg (3084 lbs)
	73X44.00-32	NLQFPE730-22	22mm	1690 Kg (3726 lbs)

TRIPLE STUD	TIRE SIZE	PART #	MATERIAL SIZE	WEIGHT / PAIR
	30.5L32	NLTFP305-22	22mm	1352 Kg (2981 lbs)
	35.5L32	NLTFP355-22	22mm	1449 Kg (3194 lbs)
	73X44.00-32	NLQFFP730-22	22mm	1779 Kg (3922 lbs)

Chain Tightener 2506HD sold separately

866-787-7544

super slings

Passenger Car  
Light Truck & SUV  
ATV  
Garden Tractor  
Snowblower  
Commercial Truck  
**Industrial Equipment**  
Grader  
Tractor  
Skidder  
Forklift  
Skid Steer  
Replacement Chains  
Replacement Parts

Passenger Car  
Light Truck & SUV  
ATV  
Garden Tractor  
Snowblower  
Industrial Equipment  
Loader  
Grader  
Tractor  
Skidder  
Forklift  
Skid Steer  
Replacement Chains  
Replacement Parts


## NORDIC™ RING CHAIN

Alloy steel fixed ring chain with 16mm connecting links & 28mm rings.

TIRE SIZE	PART #	STANDARD SIZE CONNECTING LINK	MATERIAL SIZES ALSO AVAILABLE	STANDARD WEIGHT / PAIR
23.1-26	RA231-16	16mm	-	300 Kg (663 lbs)
24.5-32	RA245-16	16mm	-	355 Kg (782 lbs)
18.4-34	RA184-16	16mm	14mm	300 Kg (663 lbs)



Grouser made of fully forged steel



## NORDIC™ TIGHT RING CHAIN

Alloy steel fixed ring chain with rings spaced closer together than standard ring chain for better continual traction. 16mm & 18mm connecting links, 28mm rings.



TIRE SIZE	PART #	STANDARD SIZE CONNECTING LINK	MATERIAL SIZES ALSO AVAILABLE	STANDARD WEIGHT / PAIR
23.1-26	RAT231-18	18mm	16mm	362 Kg (798 lbs)
24.5-32	RAT245-16	16mm	-	405 Kg (893 lbs)
30.5L32	RAT305-18	18mm	-	688 Kg (1516 lbs)
35.5L32	RAT355-18	18mm	-	715 Kg (1576 lbs)
73X44.00-32	RAT730-18	18mm	-	725 Kg (1599 lbs)
18.4-34	RAT184-18	18mm	16mm	367 Kg (809 lbs)

## NORDIC™ FLOATING RING CHAIN

Alloy steel rings are fully floating to help shed mud and debris. 16mm & 18mm connecting links, 28mm rings.

TIRE SIZE	PART #	STANDARD SIZE CONNECTING LINK	MATERIAL SIZES ALSO AVAILABLE	STANDARD WEIGHT / PAIR
23.1-26	RAF231-16	16mm	-	395 Kg (871 lbs)
24.5-32	RAF245-16	16mm	18mm	516 Kg (1137 lbs)
30.5L32	RAF305-18	18mm	16mm	600 Kg (1322 lbs)
35.5L32	RAF355-18	18mm	-	636 Kg (1402 lbs)
73X44.00-32	RAF730-18	18mm	25mm (RAFT*)	628 Kg (1384 lbs)

### ACCESSORIES



Chain Tightener 2506HD sold separately



\*25mm fully floating tight ring chain (RAFT) also available



Lift it up, Tie it down, Pull it around

## NORDIC™ MULTI RING CHAIN

Grouser made of fully forged steel



25mm (1") Forged Connecting Links



# NORDIC™ tire chains engineered in Canada

**Alloy steel multi-ring chain complete with staggered main and sub rings. This configuration allows for more tire coverage and traction when compared to single ring.**

TIRE SIZE	PART #	MATERIAL SIZE	WEIGHT / PAIR
30.5L32	RAMF305-25	25mm	848 Kg (1870 lbs)
35.5L32	RAMF355-25	25mm	967 Kg (2132 lbs)
73X44.00-32	RAMF730-25	25mm	829 Kg (1828 lbs)

866-787-7544

super slings

Passenger Car  
Light Truck & SUV  
ATV  
Garden Tractor  
Snowblower  
Commercial Truck  
Industrial Equipment  
Grader  
Tractor  
Skidder  
Forklift  
Skid Steer  
Replacement Chains  
Replacement Parts

Passenger Car  
Light Truck & SUV  
ATV  
Garden Tractor  
Snowblower  
Industrial Equipment  
Loader  
Grader  
Tractor  
Skidder  
Forklift  
Skid Steer  
Replacement Chains  
Replacement Parts

TIRE SIZE	REGULAR TWIST LINK	V-BAR	TWIST LINK ALLOY PATTERN		
			REG TWIST LINK	V-BAR	
	PAGE 52		PAGE 51		
4" - 6" RIMS	4.10/3.50-4	1703-2			
	3.40/3.00-5	1703-2			
	4.10-5	1706-2			
	4.10/3.50-5	1706-2			
	10X2.75	1700-2			
	10.25X3.25	1700-2			
	4.10/3.50-6	1706-2			
	5.30-6	1715-2	1715HDV-2	HP1715	HP1715V
	5.30/4.50-6	1715-2	1715HDV-2	HP1715	HP1715V
	13X5.00-6	1709-2			
	13X6.50-6	1712-2	1712HDV-2		
	14X4.00-6	1709-2			
	14.5X7.00-6	1715-2	1715HDV-2	HP1715	HP1715V
	145/70-6	1715-2	1715HDV-2	HP1715	HP1715V
	15X5.00-6	1710-2	1715HDV-2	HP1715	HP1715V
15X6.00-6	1710-2	1715HDV-2	HP1715	HP1715V	
8" RIMS	4.00-8	1715-2	1715HDV-2	HP1715	HP1715V
	4.80-8	1715-2	1715HDV-2	HP1715	HP1715V
	4.80/4.00-8	1715-2	1715HDV-2	HP1715	HP1715V
	15X6.50-8	1715-2	1715HDV-2	HP1715	HP1715V
	16X6.50-8	1718-2		HP1718	HP1718V
	18X6.50-8	1721-2	1721HDV-2	HP1721	HP1721V
	18X8.50-8	1724-2		HP1724	HP1724V ATV-234
	18.9.50-8	1727-2		HP1727	HP1727V
	20X8.00-8	1730-2	1730HDV-2	HP1730	HP1730V
	20X10.00-8	1733-2	1733HDV-2	HP1733	HP1733V ATV-362
10" - 12" RIMS	18X8.50-10	1724-2		HP1724	HP1724V
	20X8.00-10	1730-2	1730HDV-2	HP1730	HP1730V
	20X10.00-10	1733-2	1733HDV-2	HP1733	HP1733V
	22X10.00-10	1736-2	1736HDV-2	HP1736	HP1736V
	6-12	1739-2		HP1739	HP1739V
	7-12	1742-2	1742HDV-2	HP1742	HP1742V
	23X8.50-12	1742-2	1742HDV-2	HP1742	HP1742V ATV-335
	23X10.50-12	1736-2	1736HDV-2	HP1736	HP1736V ATV-335
	23X9.50-12	1736-2	1736HDV-2	HP1736	HP1736V
	24X12.00-12	1745-2 ATV-C-2	1745HDV-2	HP1745	HP1745V
25X8.50-12				ATV-424	
26X12.00-12	1748-2		HP1748	HP1748V ATV-415	
320/60-12				ATV-483	

## MINI DUO-GRIP H-PATTERN TWIST LINK & V-BAR



5.5mm & 7mm Heavy Duty (HD) options available.  
Regular Twist Link or V-Bar (V) cross patterns.  
H-patterns provide great continual & lateral traction.  
Reinforced V-Bars provide excellent traction in harsh conditions.

TWIST LINK PART #	WEIGHT / PAIR	V-BAR PART #	WEIGHT / PAIR
HP1715	10 Kg (22 lbs)	HP1715V	10 Kg (22 lbs)
HP1718	15 Kg (32 lbs)	HP1718V	16 Kg (36 lbs)
HP1721	11 Kg (24 lbs)	HP1721V	8 Kg (18lbs)
HP1724	10 Kg (21 lbs)	HP1724V	11 Kg (23 lbs)
HP1727	11 Kg (25 lbs)	HP1727V	13 Kg (28 lbs)
HP1730	14 Kg (30 lbs)	HP1730V	15 Kg (33 lbs)
HP1733HD	16 Kg (36 lbs)	HP1733HDV	21 Kg (47 lbs)
HP1736HD	16 Kg (35 lbs)	HP1736HDV	18 Kg (40 lbs)
HP1739HD	15 Kg (34 lbs)	HP1739HDV	19 Kg (41 lbs)
HP1742HD	19 Kg (42 lbs)	HP1742HDV	13 Kg (29 lbs)
HP1745HD	22 Kg (48 lbs)	HP1745HDV	26 Kg (57 lbs)
HP1748HD	25 Kg (55 lbs)	HP1748HDV	26 Kg (57 lbs)
HP1749HD	28 Kg (61 lbs)	HP1749HDV	30 Kg (67 lbs)
HP1751HD	24 Kg (52 lbs)	HP1751HDV	30 Kg (67 lbs)
HP1753HD	27 Kg (60 lbs)	HP1753HDV	27 Kg (60 lbs)
HP1754HD	27 Kg (60 lbs)	HP1754HDV	27 Kg (59 lbs)
HP1757HD	21 Kg (46 lbs)	HP1757HDV	19 Kg (41 lbs)
HP1760HD	25 Kg (55 lbs)	HP1760HDV	25 Kg (55 lbs)
HP1763HD	16 Kg (35 lbs)	HP1763HDV	27 Kg (59 lbs)
HP1766HD	32 Kg (71 lbs)	HP1766HDV	35 Kg (78 lbs)
HP1769HD	66 Kg (65 lbs)	HP1769HDV	66 Kg (65 lbs)


TIRE SIZE	REGULAR TWIST LINK	V-BAR	TWIST LINK ALLOY PATTERN		NORDIC™ STUDDED ALLOY H-PATTERN	
			REG TWIST LINK	V-BAR		
	PAGE 52		PAGE 51		PAGE 34	
14" - 15" RIMS	7-14	1754-2	HP1754	HP1754V ATV-382		
	25X8.50-14	1754-2	HP1754	HP1754V		
	7.60-15	1753-2	HP1753	HP1753V		
	8.00-15	1753-2	HP1753	HP1753V		
	27X8.50-15	1748-2 1500-2	1500V-2	HP1748	HP1748V	
	27X10.50-15	1748-2		HP1748	HP1748V ATV-461	
	28X9.00-15				ATV-486	
	29X12.00-15	1749-2		HP1749	HP1749V	
36X13.50-15	1503-2	1503V-2			1503SHP-8	
16" - 16.1" RIMS	7-16	1753-2	HP1753	HP1753V		
	8.3-16	1760-2	HP1760HD	HP1760HDV		
	9.5-16	1763-2	HP1763HD	HP1763HDV		
	11.00-16	1766-2	HP1766HD	HP1766HDV		
	11.2-16		DUO214	DUO214V	DUO214S-8	
	12.4-16		DUO214	DUO214V	DUO214S-8	
	13.6-16	1772-2		DUO210	DUO210V	DUO210S-8
	13.50-16.1SL			DUO214	DUO214V	DUO214S-8

## ACCESSORIES



# 0213

All spider tensioners sold separately



# 0216



# 7300HD

Chain Pliers sold separately

## REGULAR TWIST LINK

4.5mm, 5.5mm or 7mm cross chains. Comes standard in double duty 2 link spacing (-2) for added coverage and traction with driving surface. **V-BAR OPTIONS ALSO AVAILABLE.**

PART #	WEIGHT / PAIR	CROSS CHAIN
1700-2	2 Kg (5 lbs)	5411
1703-2	3 Kg (6 lbs)	5411
1706-2	3 Kg (7 lbs)	5411
1709-2	4 Kg (8 lbs)	5412
1712-2	6 Kg (12 lbs)	5414
1715-2	5 Kg (11 lbs)	5414
1718-2	9 Kg (20 lbs)	5414
1721-2	8 Kg (17 lbs)	5414
1724-2	9 Kg (20 lbs)	5420
1727-2	6 Kg (13 lbs)	5423
1730-2	6 Kg (14 lbs)	5420
1733-2	10 Kg (22 lbs)	5422

PART #	WEIGHT / PAIR	CROSS CHAIN
1736-2	9 Kg (19 lbs)	5422
1739-2	12 Kg (26 lbs)	5422
1742-2	7 Kg (15 lbs)	5420
1745-2	13 Kg (29 lbs)	5425
1748-2	13 Kg (29 lbs)	5425
1749-2	15 Kg (33 lbs)	5425
1751-2	14 Kg (30 lbs)	5425
1753-2	13 Kg (28 lbs)	5420
1754-2	13 Kg (28 lbs)	5420
1757-2	9 Kg (20 lbs)	5422
1760-2	16 Kg (35 lbs)	6258
1763-2	20 Kg (43 lbs)	6259
1766-2	26 Kg (58 lbs)	6259
1769-2	29 Kg (64 lbs)	6259
1772-2	39 Kg (86 lbs)	6265



Passenger Car  
Light Truck & SUV  
ATV  
Garden Tractor  
Snowblower  
Industrial Equipment  
Loader  
Grader  
Tractor  
Skidder  
Forklift  
Skid Steer  
Replacement Chains  
Replacement Parts

TIRE SIZE	REGULAR TWIST LINK	V-BAR	TWIST LINK ALLOY PATTERN		NORDIC™ STUDDED ALLOY H-PATTERN	NORDIC™ SUPER GRIP PATTERN	NORDIC™ STUDDED U-GRIP NET-LINK
	PAGE 31 & 52		REG TWIST LINK	V-BAR	PAGE 34	PAGE 57	PAGE 41 & 42
16.1" - 19.5" RIMS	18.4-16.1		DUO264	DUO264V			
	21.5-16.1SL		DUO264	DUO264V			
	10-16.5	1757-2 1501-2	1501V-2	HP1757HD 1501HP	HP1757HDV 1501HPV		
	265/70R16.5	1757-2 1501-2	1501V-2	HP1757HD 1501HP	HP1757HDV 1501HPV		
	9.5-18	1766-2		HP1766HD	HP1766HDV		
	10.5/80-18	1766-2		HP1766HD	HP1766HDV		
	12.5/80-18	1769-2 1503-2	1503V-2	HP1769HD DUO210	HP1769HDV DUO210V	DUO210S-8	
	340/80R18	1769-2 1503-2		HP1769HD DUO210	HP1769HDV DUO210V	DUO210S-8	
	15-19.5			DUO241	DUO241V		
	40X19-19.5			DUO264	DUO264V		
20" RIMS	355/80R20	3257-2					
	360/70R20			DUO241	DUO241V		
	400/70R20			DUO243	DUO243V		
	405/70R20	1504-2		DUO243	DUO243V		
	41X14.00-20			DUO240	DUO240V		
	425/75R20			CALL FOR ASSISTANCE			
	43X16.00-20			DUO239	DUO239V		
	44X18.00-20			DUO264	DUO264V		
24" RIMS	8.3-24	1766-2		HP1766HD	HP1766HDV		
	9.5-24	1769-2		HP1769HD DUO214	HP1769HDV DUO214V	DUO214S-8	
	11.2-24			DUO210	DUO210V	DUO210S-8	
	12.4-24			DUO229	DUO229V		
	13.6-24			DUO240	DUO240V		
	14.9-24	2612C-2	2612CV-2	DUO242	DUO242V	2912SHP-10	2912RNSG-10
	16.9-24	2615C-2	2615CV-2	DUO260	DUO260V	2915SHP	2915NSG
	17.5L-24	2624C-2	2624CV-10-2	DUO265	DUO265V	2924SHP	2924NSG
	18.4-24			DUO268	DUO268V		
	19.5L-24	2626C-2	2626CV-10-2	DUO268	DUO268V	2926SHP	
	21L-24			DUO271	DUO271V	DUO271S	
	320/85R24			DUO229	DUO229V		
	340/85R24			DUO240	DUO240V		
	380/85R24			DUO242	DUO242V		
	420/70R24	2615C-2	2615CV-2	DUO250	DUO250V	2915SHP	2918RNSG-10
500/70R24	2626C-2	2626CV-10-2	DUO268	DUO268V	2926SHP		
26" RIMS	13.6-26			DUO240	DUO240V		
	14.9-26			DUO250	DUO250V		
	16.9-26	2615C-2	2615CV-2	DUO260	DUO260V	2915SHP	2925RNSG-10
	18.4-26			DUO268	DUO268V		
	28L-26						DDU282658 SDU282678



# Lift it up, Tie it down, Pull it around

TIRE SIZE	REGULAR TWIST LINK	V-BAR	TWIST LINK ALLOY PATTERN		NORDIC™ STUDDER ALLOY H-PATTERN	NORDIC™ SUPER GRIP PATTERN	NORDIC™ STUDDER U-GRIP NET-LINK
	PAGE 31		PAGE 56		PAGE 34	PAGE 57	PAGE 41 & 42
			REG TWIST LINK	V-BAR			
26" - 28" RIMS	420/85R26	2615C-2	2615CV-2	DUO260	DUO260V	2915SHP	2925RNSG-10
	9.5R28			DUO214	DUO214V	DUO214S-8	
	11.2-28			DUO226	DUO226V		
	12.4-28			DUO218	DUO218V		2910RNSG-10
	13.6-28	2612C-2	2612CV-2	DUO242	DUO242V	2912SHP-10	2912NSG
	14.9-28			DUO250	DUO250V		
	16.9-28			DUO262	DUO262V		
	18.4-28			DUO271	DUO271V	DUO271S	2912NSG
	340/85R28	2612C-2	2612CV-2	DUO242	DUO242V	2912SHP-10	2912NSG
	380/85R28			DUO250	DUO250V		
	420/85R28			DUO262	DUO262V		
	440/80R28			DUO262	DUO262V		
30" RIMS	14.9-30			DUO252	DUO252V		
	16.9-30			DUO262	DUO262V		SDU16930916-58
	18.4-30			DUO271	DUO271V	DUO271S	
	23.1-30			DUO281	DUO281V	DUO281S	
	380/85R30			DUO252	DUO252V		
	420/85R30			DUO262	DUO262V		
	420/90R30			DUO262	DUO262V		
	480/80R30			DUO271	DUO271V	DUO271S	
32" - 34" RIMS	9.5-32			DUO226	DUO226V		
	11.2R32			DUO218	DUO218V		
	270/95R32			DUO218	DUO218V		
	11.2-34			DUO224	DUO224V		
	16.9-34			DUO266	DUO266V		
	18.4-34			DUO273	DUO273V	DUO273S	2935RNSG-10
	20.8-34			DUO272	DUO272V	DUO272S	
	23.1-34			DUO282	DUO282V		
	420/85R34			DUO266	DUO266V		
	480/80R34			DUO273	DUO273V	DUO273S	2935RNSG-10
						SDU18434	
36" - 38" RIMS	11.2-36			DUO224	DUO224V		
	12.4-36			DUO232	DUO232V		
	13.6-36			DUO246	DUO246V		
	13.9-36			DUO246	DUO246V		
	11.2-38			DUO232	DUO232V		
	12.4-38			DUO232	DUO232V		
	13.6-38			DUO246	DUO246V		
	14.9-38			DUO254	DUO254V		
	15.5-38			DUO266	DUO266V		

Passenger Car  
Light Truck & SUV  
ATV  
Garden Tractor  
Snowblower  
Commercial Truck  
**Industrial Equipment**  
Grader  
Tractor  
Skidder  
Forklift  
Skid Steer  
Replacement Chains  
Replacement Parts

Passenger Car  
Light Truck & SUV  
ATV  
Garden Tractor  
Snowblower  
Industrial Equipment  
Loader  
Grader  
Tractor  
Skidder  
Forklift  
Skid Steer  
Replacement Chains  
Replacement Parts

TIRE SIZE	REGULAR TWIST LINK	V-BAR	TWIST LINK ALLOY PATTERN		NORDIC™ STUDDUED ALLOY H-PATTERN	NORDIC™ SUPER GRIP PATTERN	NORDIC™ STUDDUED U-GRIP NET-LINK
	PAGE 31		REG TWIST LINK	V-BAR	PAGE 34	PAGE 57	PAGE 41 & 42
	PAGE 31		PAGE 56		PAGE 34	PAGE 57	PAGE 41 & 42
38" - 40" RIMS	16.9-38		DUO270	DUO270V			
	18.4-38		DUO272	DUO272V	DUO272S	2938RNSG-10	
	20.8-38		DUO276	DUO276V	DUO276S		
	320/85R38		DUO232	DUO232V			
	340/85R38		DUO246	DUO246V			
	380/80R38		DUO254	DUO254V			
	420/85R38		DUO270	DUO270V			
	480/80R38		DUO272	DUO272V	DUO272S		
	520/85R38		DUO276	DUO276V	DUO276S		
	710/70R38						DDU710703834
	9.5-40		DUO228	DUO228V			
	230/95R40		DUO228	DUO228V			
42" - 44" RIMS	12.4-42		DUO246	DUO246V			
	18.4-42		DUO277	DUO277V			
	20.8-42		DUO285	DUO285V			
	320/90R42		DUO246	DUO246V			
	480/80R42		DUO277	DUO277V			
	520/85R42		DUO285	DUO285V			
	8.3-44		DUO228	DUO228V			
	9.5-44		DUO227	DUO227V			
	11.2-44		DUO236	DUO236V			
	210/95R44		DUO228	DUO228V			
	230/95R44		DUO227	DUO227V			
	270/95R44		DUO236	DUO236V			
46" - 48" RIMS	12.4-46		DUO248	DUO248V			
	14.9-46		DUO256	DUO256V			
	18.4-46		DUO277	DUO277V			
	320/90R46		DUO248	DUO248V			
	380/90R46		DUO256	DUO256V			
	480/80R46		DUO277	DUO277V			
	9.5-48		DUO236	DUO236V			
	11.2-48		DUO247	DUO247V			
	12.4-48		DUO259	DUO259V			
	230/95R48		DUO236	DUO236V			
270/95R48		DUO247	DUO247V				
52" - 54" RIMS	12.4-52		DUO259	DUO259V			
	300/95R52		DUO259	DUO259V			
	12.4-54		DUO261	DUO261V			
	320/90R54		DUO261	DUO261V			

## DUO-GRIP TWIST LINK

10mm cross patterns and 8mm side chains.  
Case hardened alloy steel twist link. Ideal for tractors or deep lug tires, patterns keep chains from settling below lugs and give continual traction.




## DUO-GRIP V-BAR

10mm cross patterns and 8mm side chains.  
Case hardened alloy steel V-Bar. Ideal for tractors or deep lug tires, patterns keep chains from settling below lugs and give continual traction. V-Bar reinforced patterns provide excellent additional traction.



### ACCESSORIES



All spider tensioners and adjusters sold separately

Ask about our Nordic™ Studded options!



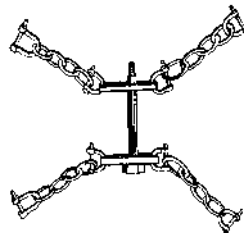
DUO-GRIP TWIST LINK				DUO-GRIP V-BAR					
PART #	WEIGHT / PAIR	CROSS PATTERN	TENSIONER	PART #	WEIGHT / PAIR	CROSS PATTERN	TENSIONER		
DUO210	45 Kg (100 lbs)	DUO293BC	0218	DUO210V	59 Kg (130 lbs)	DUO293BCV	0218		
DUO214	45 Kg (100 lbs)	DUO292BC		DUO214V	56 Kg (123 lbs)	DUO292BCV			
DUO218	63 Kg (139 lbs)	DUO293BC		DUO218V	74 Kg (163 lbs)	DUO293BCV			
DUO224	70 Kg (154 lbs)	DUO292BC		DUO224V	84 Kg (185 lbs)	DUO292BCV			
DUO226	52 Kg (114 lbs)	DUO292BC		DUO226V	62 Kg (137 lbs)	DUO292BCV			
DUO227	80 Kg (176 lbs)	DUO292BC		DUO227V	96 Kg (211 lbs)	DUO292BCV			
DUO228	70 Kg (155 lbs)	DUO292BC		DUO228V	84 Kg (186 lbs)	DUO292BCV			
DUO229	63 Kg (138 lbs)	DUO293BC		DUO229V	75 Kg (166 lbs)	DUO293BCV			
DUO232	77 Kg (169 lbs)	DUO293BC		DUO232V	92 Kg (203 lbs)	DUO293BCV			
DUO236	92 Kg (203 lbs)	DUO293BC		DUO236V	111 Kg (244 lbs)	DUO293BCV			
DUO239	61 Kg (135 lbs)	DUO295BC		DUO239V	73 Kg (162 lbs)	DUO295BCV			
DUO240	68 Kg (150 lbs)	DUO295BC		DUO240V	82 Kg (180 lbs)	DUO295BCV			
DUO241	59 Kg (130 lbs)	DUO294BC		DUO241V	97 Kg (156 lbs)	DUO294BCV			
DUO242	64 Kg (141 lbs)	DUO294BC		DUO242V	78 Kg (172 lbs)	DUO294BCV			
DUO243	49 Kg (108 lbs)	DUO297BC	0220	DUO243V	53 Kg (117 lbs)	DUO297BCV	0220		
DUO246	81 Kg (178 lbs)	DUO294BC		DUO246V	97 Kg (214 lbs)	DUO294BCV			
DUO247	89 Kg (197 lbs)	DUO294BC		DUO247V	107 Kg (236 lbs)	DUO294BCV			
DUO248	98 Kg (216 lbs)	DUO297BC		DUO248V	118 Kg (259 lbs)	DUO297BCV			
DUO250	70 Kg (155 lbs)	DUO295BC		DUO250V	81 Kg (178 lbs)	DUO295BCV			
DUO252	83 Kg (182 lbs)	DUO295BC		DUO252V	99 Kg (218 lbs)	DUO295BCV			
DUO254	84 Kg (187 lbs)	DUO296BC		DUO254V	102 Kg (224 lbs)	DUO296BCV			
DUO256	108 Kg (237 lbs)	DUO297BC		DUO256V	129 Kg (284 lbs)	DUO297BCV			
DUO259	115 Kg (254 lbs)	DUO297BC		DUO259V	138 Kg (305 lbs)	DUO297BCV			
DUO260	65 Kg (143 lbs)	DUO297BC		DUO260V	69 Kg (152 lbs)	DUO297BCV			
DUO261	123 Kg (270 lbs)	DUO297BC		DUO261V	147 Kg (324 lbs)	DUO297BCV			
DUO262	70 Kg (154 lbs)	DUO297BC		DUO262V	87 Kg (192 lbs)	DUO297BCV			
DUO264	53 Kg (118 lbs)	DUO298BC		DUO264V	57 Kg (127 lbs)	DUO298BCV			
DUO265	65 Kg (143 lbs)	DUO298BC		DUO265V	73 Kg (161 lbs)	DUO297BCV			
DUO266	82 Kg (181 lbs)	DUO297BC		DUO266V	96 Kg (211 lbs)	DUO297BCV			
DUO268	69 Kg (152 lbs)	DUO298BC		DUO268V	73 Kg (161 lbs)	DUO298BCV			
DUO270	91 Kg (200 lbs)	DUO297BC		DUO270V	109 Kg (240 lbs)	DUO297BCV			
DUO271	83 Kg (182 lbs)	DUO298BC		DUO271V	100 Kg (220 lbs)	DUO298BCV			
DUO272	87 Kg (192 lbs)	DUO298BC		DUO272V	154 Kg (340 lbs)	DUO298BCV			
DUO273	92 Kg (203 lbs)	DUO298BC		0294	DUO273V	115 Kg (253 lbs)		DUO298BCV	0294
DUO276	118 Kg (260 lbs)	DUO299BC			DUO276V	139 Kg (306 lbs)		DUO299BCV	
DUO277	119 Kg (263 lbs)	DUO298BC	DUO277V		143 Kg (316 lbs)	DUO298BCV			
DUO280	96 Kg (211 lbs)	DUO299BC	DUO280V		114 Kg (253 lbs)	DUO299BCV			
DUO281	109 Kg (239 lbs)	DUO299BC	DUO281V		130 Kg (287 lbs)	DUO299BCV			
DUO282	118 Kg (261 lbs)	DUO301BC	DUO282V		142 Kg (313 lbs)	DUO301BCV			
DUO283	138 Kg (304 lbs)	DUO301BC	DUO283V		166 Kg (365 lbs)	DUO301BCV			
DUO285	135 Kg (298 lbs)	DUO301BC	DUO285V		162 Kg (358 lbs)	DUO301BCV			

Passenger Car  
Light Truck & SUV  
ATV  
Garden Tractor  
Snowblower  
Commercial Truck  
Industrial Equipment  
Grader  
Tractor  
Skidder  
Forklift  
Skid Steer  
Replacement Chains  
Replacement Parts

## NORDIC™ SUPER GRIP STUDED

10mm cross patterns. Best for aggressive off-road applications. Hardened alloy steel throughout for maximum life. Continuous pattern provides excellent traction in all directions for studs to dig into terrain.

PART #	MATERIAL SIZE	WEIGHT / PAIR	ADJUSTER
2910RNSG-10	10mm	95 Kg (209 lbs)	0294
2912RNSG-10	10mm	98 Kg (217 lbs)	
2918RNSG-10	10mm	98 Kg (217 lbs)	
2925RNSG-10	10mm	106 Kg (233 lbs)	0296
2935RNSG-10	10mm	135 Kg (297 lbs)	
2938RNSG-10	10mm	156 Kg (345 lbs)	



0294 & 0296  
Adjusters sold separately

Passenger Car

Light Truck & SUV

ATV

Garden Tractor

Snowblower

Industrial Equipment

Loader

Grader

Tractor

Skidder

Forklift

Skid Steer

Replacement Chains

Replacement Parts

# Lift it up, Tie it down, Pull it around

TIRE SIZE	V-BAR DOUBLE DUTY	V-BAR PATTERN	S.I.T.S.
	PAGE 53	PAGE 53	PAGE 56
14.5X7.00-6	1715HDV-2	HP1715V	11 - 15MM
145/70-6	1715HDV-2	HP1715V	
16X8.00-7		Call for sizing	
18X8.50-8	1724HDV-2	ATV-234 HP1724HDV	
19X7.00-8		Call for sizing	
19X8.00-8		Call for sizing	
20X7.00-8		Call for sizing	
20X10.00-8	1733HDV-2	ATV-362 HP1733HDV	
21X10.00-8	ATV-A-2	ATV-335	
AT22X9-8	ATV-A-2		
22X10.00-8	ATV-A-2	ATV-335	
22X11.00-8	ATV-A-2	ATV-335	
AT18X10-9		Call for sizing	
AT20X10-9	ATV-A-2	ATV-362	
AT20X11.00-9		Call for sizing	
21X10-9		ATV-335	
AT22X10.00-9	ATV-A-2	ATV-335	
AT22X11.00-9	ATV-A-2	ATV-335	
AT25X11-9	ATV-B-2	ATV-424	
25X12.00-9	ATV-C-2	ATV-415	
25X12.50-9		ATV-415	
AT25X13.00-9		Call for sizing	
AT25X13.50-9		ATV-418	
20.5X8.00-10		Call for sizing	
AT21X10-10		ATV-335	
AT22X7.00-10	ATV-A-2		
22X9.00-10	ATV-A-2		
22X10.00-10	ATV-A-2 1736HDV-2	ATV-335 HP1736HDV	
22X11.00-10	ATV-B-2	ATV-335	
AT23X7.00-10		ATV-362	
AT23X8.00-10	ATV-A-2	ATV-335	
AT23X10.00-10	ATV-A-2	ATV-362	
23X11.00-10	ATV-C-2		
AT24X11.00-10	ATV-C-2	ATV-382	
AT24X11.50-10	ATV-C-2	ATV-382	
25X11.00-10	ATV-C-2	ATV-424	
25X12.00-10	ATV-C-2	ATV-415	
AT23X8.00-11	ATV-A-2	ATV-335	
23X9.00-11		ATV-335	
23.5X8.00-11		ATV-335	
AT24X8.00-11	ATV-A-2	ATV-335	
AT24X9.00-11	ATV-B-2	ATV-335	

CHOOSING THE CORRECT SIZE DEPENDS ON TIRE TREAD DEPTH

11 - 15MM

15MM - 18MM

TIRE SIZE	V-BAR DOUBLE DUTY	V-BAR PATTERN	S.I.T.S.
	PAGE 53	PAGE 53	PAGE 56
AT24X10.00-11	ATV-C-2	ATV-382	15MM - 18MM
25X10.00-11	ATV-C-2	ATV-424	
185/88-12		ATV-335	
205/80R12	ATV-C-2	ATV-335	
23X8.50-12	1742HDV-2	ATV-335 HP1736HDV	
23X10.00-12	ATV-A-2	ATV-335	
23X10.50-12	1736HDV-2	ATV-335	
24X8.00-12		ATV-335	
24X9.00-12	ATV-B-2	ATV-362	
24X10.00-12	ATV-C-2	ATV-382	
24X11.00-12	ATV-B-2	ATV-382	
24X12.00-12	ATV-C-2 1745HDV-2	HP1745HDV	
25X8.00-12	ATV-B-2	ATV-335	
25X10.00-12	ATV-C-2	ATV-382	
25X11.00-12	ATV-C-2		
26X8.00-12		ATV-335	
26X9.00-12		ATV-382	
26X10.00-12	ATV-C-2	ATV-486	
26X10.50-12	ATV-C-2	ATV-461	
26X11.00-12	ATV-D-2	ATV-486	
26X12.00-12	1748HDV-2	ATV-415 HP1748HDV	
27X9.00-12		ATV-461	
AT27X10.00-12		ATV-486	
27X11.00-12		ATV-461	
27X12.00-12		ATV-483 HP1751HDV	
270/60R12		ATV-382	
28X9-12		ATV-424	
28X10.00-12		ATV-486	
28X12.00-12		ATV-483	
29.5X10.00-12		ATV-483	
26X8.00-14		ATV-424	
27X11.00-14		ATV-461	
27X10.00-15		ATV-461	
27X10.50-15	1748HDV-2	ATV-461 HP1748HDV	

CHOOSING THE CORRECT SIZE DEPENDS ON TIRE TREAD DEPTH

18MM

- Passenger Car
- Light Truck & SUV
- ATV
- Garden Tractor
- Snowblower
- Commercial Truck
- Industrial Equipment**
- Grader
- Tractor
- Skidder
- Forklift
- Skid Steer
- Replacement Chains
- Replacement Parts

**super**  
**20** YEARS of  
**slings inc.**  
Secure Solutions

# REPLACEMENT PARTS



Replacement Parts	Replacement Chains	Skid Steer	Forklift	Skidder	Tractor	Grader	Loader	Commercial Truck	Snowblower	Garden Tractor	ATV	Light Truck & SUV	Passenger Car
-------------------	--------------------	------------	----------	---------	---------	--------	--------	------------------	------------	----------------	-----	-------------------	---------------

## REPLACEMENT CROSS CHAINS



Cross chain length is measured from bearing point to bearing point (as shown)

PART #	CROSS CHAIN TYPE	BULK MATERIAL PART #	QTY CROSS CHAINS / BAG	WEIGHT / BAG		CROSS CHAIN SIZE		LINKS / CROSS CHAIN	INSIDE LENGTH W/ C.C. HOOKS	CROSS CHAIN HOOK	CROSS CHAIN HOOK SIZE	
				lbs	mm	in	in		mm		in	
5411	TWIST	30177	25	4	4.5	11/64	4	6.84	20177	4.5	11/64	
5412	TWIST	30177	25	4	4.5	11/64	5	8.02	20177	4.5	11/64	
5414	TWIST	30177	25	5	4.5	11/64	7	10.38	20177	4.5	11/64	
5419	TWIST	30177	25	6	4.5	11/64	8	11.56	20177	4.5	11/64	
5420	TWIST	30177	25	7	4.5	11/64	9	12.88	20177	4.5	11/64	
5422	TWIST	30177	25	7	4.5	11/64	10	13.88	20177	4.5	11/64	
5423	TWIST	30177	25	10	4.5	11/64	11	14.98	20177	4.5	11/64	
5425	TWIST	30177	25	9	4.5	11/64	13	17	20230	5.2	13/64	
5814	V-BAR	38207	25	8	5.2	13/64	7	10.18	20230	5.2	13/64	
5820	V-BAR	38207	25	9	5.2	13/64	9	12.02	20230	5.2	13/64	
5822	V-BAR	38207	25	12	5.2	13/64	10	12.94	20230	5.2	13/64	
5824	V-BAR	38207	25	13	5.2	13/64	11	14.38	20230	5.2	13/64	
5825	V-BAR	38207	25	15	5.2	13/64	13	16.38	20230	5.2	13/64	
6216	TWIST	30218	25	11	5.5	7/32	6	9.13	20250	6.4	1/4	
6218	TWIST	30218	25	12	5.5	7/32	8	11.13	20250	6.4	1/4	
6219	TWIST	30218	25	12	5.5	7/32	9	12.25	20250	6.4	1/4	
6221	TWIST	30218	25	12	5.5	7/32	10	13	20250	6.4	1/4	
6221SL	SQUARE	31218	25	19	5.5	7/32	11	14.5	20250	6.4	1/4	
6225	TWIST	30218	25	14	5.5	7/32	12	15.38	20250	6.4	1/4	
6225SL	SQUARE	31218	25	17	5.5	7/32	13	16.25	20250	6.4	1/4	
6229HP	TWIST HP	N/A	25	31	5.5	7/32	14	17	20312	8	5/16	
6233	TWIST	30312	25	23	8	5/16	9	16.01	20312	8	5/16	
6248	TWIST	30281	25	22	7	9/32	8	13	20312	8	5/16	
6248SL	SQUARE	31281	25	22	7	9/32	8	11.75	A20312LW	8	5/16	
6250SL	SQUARE	31281	25	23	7	9/32	9	14.75	A20312LW	8	5/16	
6251	TWIST	30281	25	23	7	9/32	9	14.38	20312	8	5/16	
6251SL	SQUARE	31281	25	34	7	9/32	9	15.63	20375	10	3/8	
6253	TWIST	30281	25	25	7	9/32	10	15.88	20312	8	5/16	
6253SL	SQUARE	31281	25	28	7	9/32	11	17.38	20375	10	3/8	
6255	TWIST	30312	25	28	8	5/16	7	13.25	20375	10	3/8	
6255SL	SQUARE	31312	25	42	8	5/16	7	12.5	A20344H	9	11/32	
6256	TWIST	30312	25	30	8	5/16	8	15	20375	10	3/8	
6258	TWIST	30281	25	25	7	9/32	11	17.25	20375	10	3/8	
6258HP	TWIST HP	N/A			7	9/32	12	18.88	20344	9	11/32	
6259	TWIST	30281	25	27	7	9/32	12	18.13	20312	8	5/16	

# Lift it up, Tie it down, Pull it around

PART #	CROSS CHAIN TYPE	BULK MATERIAL PART #	QTY CROSS CHAINS / BAG	WEIGHT / BAG		CROSS CHAIN SIZE		LINKS / CROSS CHAIN	INSIDE LENGTH W/ C.C. HOOKS		CROSS CHAIN HOOK	CROSS CHAIN HOOK SIZE	
				lbs	mm	in	in		mm	in			
6259SL	SQUARE	31281	25	39	7	9/32	13	19.88	A20312LW	8	5/16		
6260	TWIST	30312	25	34	8	5/16	9	16.25	20375	10	3/8		
6260SL	SQUARE	31312	25	44	8	5/16	9	15.38	20375	10	3/8		
6263	TWIST	30312	25	40	8	5/16	10	17.63	20375	10	3/8		
6263SL	SQUARE	31312	25	46	8	5/16	11	18.38	20375	10	3/8		
6265	TWIST	30281	25	39	7	9/32	16	23.12	20375	10	3/8		
6266	TWIST	30312	25	36	8	5/16	11	18.79	20375	10	3/8		
6267	TWIST	30281	25	35	7	9/32	17	24.88	20375	10	3/8		
6268	TWIST	30312	25	39	8	5/16	12	20.75	20375	10	3/8		
6268SL	SQUARE	31312	25	54	8	5/16	13	21.13	20375	10	3/8		
6270SL	SQUARE	31312	25	55	8	5/16	15	24.25	A20393H	10	3/8		
6434HH	TWIST	30375	25	57	10	3/8	11	17.38	20406	10.3	13/32		
6436	TWIST	30375	25	57	10	3/8	12	18.75	20406	10.3	13/32		
6438	TWIST	30375	25	61	10	3/8	13	20	20406	10.3	13/32		
6445	TWIST	30375	25	66	10	3/8	14	21.25	20406	10.3	13/32		
E6530S	SQUARE	31375	5	17	10	3/8	17	26.38	A20437H	11	7/16		
E6535SH	SQUARE	31437	5	30	11	7/16	15	29.38	A20531H	13	1/2		
E6540SH	SQUARE	31437	5	31	11	7/16	17	32.25	A20531H	13	1/2		
E6550SH	SQUARE	31437	5	33	11	7/16	19	34.75	A20531H	13	1/2		
E6560SH	SQUARE	31531	5	51	13	1/2	21	39.38	A20531H	13	1/2		
E6570SH	SQUARE	31531	5	69	13	1/2	25	45.38	A20531H	13	1/2		
E6580SH	SQUARE	31531	5	84	13	1/2	29	52.25	A20531H	13	1/2		
6630	TWIST	30375	10	31	10	3/8	17	25.25	20406	10.3	13/32		
6640	TWIST	30437	10	44	11	7/16	15	28.5	20437	11	7/16		
6650	TWIST	30437	10	53	11	7/16	19	34.4	20437	11	7/16		
6650HD	TWIST	30531	5	47	13	1/2	16	34.25	20531	13	1/2		
6660	TWIST	30531	5	48	13	1/2	19	39	20531	13	1/2		
6670	TWIST	30531	5	54	13	1/2	22	45.13	20531	13	1/2		
6680	TWIST	30531	5	63	13	1/2	26	52.5	20531	13	1/2		
6818	V-BAR	38218	25	13	5.5	7/32	8	11.12	20250	6.4	1/4		
6819	V-BAR	38218	25	15	5.5	7/32	9	12.25	20250	6.4	1/4		
6821	V-BAR	38218	25	17	5.5	7/32	10	13.13	20250	6.4	1/4		
6822	V-BAR	38281	25	28	7	9/32	9	14.37	20312	8	5/16		
6823	V-BAR	38218	25	17	5.5	7/32	11	14.08	20250	6.4	1/4		
6825	V-BAR	38218	25	20	5.5	7/32	12	15	20250	6.4	1/4		
6827	V-BAR	38218	25	21	5.5	7/32	14	17.63	20250	6.4	1/4		
6828	V-BAR	38218	25	22	5.5	7/32	19	22.63	20250	6.4	1/4		
6829HP	V-BAR HP	N/A			5.5	7/32	14	17	20312	8	5/16		
6830	V-BAR	38375	10	34	10	3/8	17	25	20406	10.3	13/32		
6840	V-BAR	38375	10	36	10	3/8	19	27.43	20406	10.3	13/32		
6848	V-BAR	38281	25	27	7	9/32	8	13	20312	8	5/16		
6853	V-BAR	38281	25	28	7	9/32	10	15.75	20312	8	5/16		
6853L	V-BAR	38218			6	1/4	13	16	20250	6.4	1/4		
6858	V-BAR	38281	25	25	7	9/32	11	17.25	20375	10	3/8		
6858HP	V-BAR HP	N/A			7	9/32	12	18.25	20344	9	11/32		
6860	V-BAR	38312	25	42	8	5/16	9	16.38	20375	10	3/8		
6869	V-BAR	38312			8	5/16	13	21.75	20375	10	3/8		

Passenger Car  
Light Truck & SUV  
ATV  
Garden Tractor  
Snowblower  
Commercial Truck  
Loader  
Grader  
Tractor  
Skidder  
Forklift  
Skid Steer  
Replacement Chains  
Replacement Parts





	PART #	CROSS CHAIN TYPE	BULK MATERIAL PART #	QTY CROSS CHAINS / BAG	WEIGHT / BAG		CROSS CHAIN SIZE		LINKS / CROSS CHAIN	INSIDE LENGTH W/ C.C. HOOKS	CROSS CHAIN HOOK	CROSS CHAIN HOOK SIZE	
					lbs	mm	in	in		mm		in	
Passenger Car	6912	STUD	39281	25	28	7	9/32	10	15.13	A20344H	9	11/32	
	6912L	STUD	39281	25	28	7	9/32	10	15.2	A20312LW	8	5/16	
	6913	STUD	39281	25	30	7	9/32	11	16.13	A20344H	9	11/32	
Light Truck & SUV	6913L	STUD	39281	25	30	7	9/32	11	16.38	A20312LW	8	5/16	
	6914	STUD	39281	25	32	7	9/32	12	17.5	A20344H	9	11/32	
	6914L	STUD	39281	25	32	7	9/32	12	17.5	A20312LW	8	5/16	
ATV	6915	STUD	39281	25	34	7	9/32	13	18.63	A20344H	9	11/32	
	6915L	STUD	39281	25	34	7	9/32	13	18.25	A20312LW	8	5/16	
	6916L	STUD	39281	25	35	7	9/32	14	19.75	A20312LW	8	5/16	
Garden Tractor	6918L	STUD	39281	25	39	7	9/32	16	22.2	A20312LW	8	5/16	
	6920L	STUD	39281	25	41	7	9/32	18	23.75	A20312LW	8	5/16	
	6922	STUD	39312	25	43	8	5/16	10	16	A20393H	10	3/8	
Snowblower	6923	STUD	39312	25	42	8	5/16	11	17.13	A20393H	10	3/8	
	6924	STUD	39312	25	44	8	5/16	12	18.13	A20393H	10	3/8	
	6925	STUD	39312	25	51	8	5/16	13	19.38	A20393H	10	3/8	
Commercial Truck	6926	STUD	39312	25	57	8	5/16	14	20.63	A20393H	10	3/8	
	6927	STUD	39375	10	27	10	3/8	9	19	A20437H	11	7/16	
	6928	STUD	39375	10	29	10	3/8	10	20.88	A20437H	11	7/16	
Loader	6929	STUD	39375	10	34	10	3/8	12	23.5	A20437H	11	7/16	
	6930	STUD	39375	10	38	10	3/8	14	27.13	A20437H	11	7/16	
	6931	STUD	39312	10	28	8	5/16	16	23	A20393H	10	3/8	
Grader	6932	STUD	39312	10	30	8	5/16	18	25.13	A20393H	10	3/8	
	6935	STUD	39375	10	32	10	3/8	18	33.13	A20437H	11	7/16	
	6940	STUD	39437	10	45	11	7/16	15	29.75	A20531H	13	1/2	
Tractor	6950	STUD	39437	10	67	11	7/16	19	36.88	A20531H	13	1/2	
	6951	STUD	39531			13	1/2	10	25.75	A20531H	13	1/2	
	6955	STUD	39531			13	1/2	15	36	A20531H	13	1/2	
Skidder	6960	STUD	39531	5	53	13	1/2	17	39.11	A20531H	13	1/2	
	6970	STUD	39531	5	58	13	1/2	19	44.38	A20531H	13	1/2	
	6980	STUD	39531	5	68	13	1/2	23	51.88	A20531H	13	1/2	
Forklift	7213	TWIST	30312	25	43	8	5/16	13	21.63	20375	10	3/8	
	7213SL	SQUARE	31312	25	54	8	5/16	13	21.13	20375	10	3/8	
	7214	TWIST	30312	25	45	8	5/16	14	22.96	20375	10	3/8	
Skid Steer	7215	TWIST	30312	25	48	8	5/16	15	24.13	20375	10	3/8	
	7215SL	SQUARE	31312	25	48	8	5/16	17	26.25	20375	10	3/8	
	7216	TWIST	30312	25	60	8	5/16	20	31.3	20375	10	3/8	
Replacement Chains	7419SL	SQUARE	31375	10	31	10	3/8	13	21.63	A20437H	11	7/16	
	7420	TWIST	30375	10	29	10	3/8	16	23.66	20406	10.3	13/32	
	7426	TWIST	30375	10	33	10	3/8	19	27.44	20406	10.3	13/32	
Replacement Parts	8500	STUD HP	N/A			8	5/16	14	20.25	A20393H	10	3/8	
	8502	STUD HP	N/A			10	3/8	16	29.1	A20437H	11	7/16	
	8503	STUD HP	N/A			11	7/16	15	28.7	A20531H	13	1/2	
	8504	STUD HP	N/A			11	7/16	17	32.9	A20531H	13	1/2	
	8505	STUD HP	N/A			11	7/16	19	36.1	A20531H	13	1/2	
	8506	STUD HP	N/A			11	7/16	21	39.3	A20531H	13	1/2	
	8507	STUD HP	N/A			13	1/2	15	35.6	A20531H	13	1/2	
	8508	STUD HP	N/A			13	1/2	17	39.6	A20531H	13	1/2	

# Lift it up, Tie it down, Pull it around

PART #	CROSS CHAIN TYPE	BULK MATERIAL PART #	QTY CROSS CHAINS / BAG	WEIGHT / BAG		CROSS CHAIN SIZE		LINKS / CROSS CHAIN	INSIDE LENGTH W/ C.C. HOOKS		CROSS CHAIN HOOK SIZE	
				lbs		mm	in		in		mm	in
8509	STUD HP	N/A				13	1/2	19	43.6	A20531H	13	1/2
8511	STUD HP	N/A				13	1/2	21	47.6	A20531H	13	1/2
8512	STUD HP	N/A				13	1/2	13	31.6	A20531H	13	1/2
8513	STUD HP	N/A				13	1/2	11	27.6	A20531H	13	1/2
8514	STUD HP	N/A				10	3/8	20	45.6	A20437H	11	7/16
DUO292	TWIST	N/A				10	3/8	9	18.25	20406	10.3	13/32
DUO292V	V-BAR	N/A				10	3/8	9	18.25	20406	10.3	13/32
DUO293	TWIST	N/A				10	3/8	10	20	20406	10.3	13/32
DUO293V	V-BAR	N/A				10	3/8	10	20	20406	10.3	13/32
DUO294	TWIST	N/A				10	3/8	11	22	20406	10.3	13/32
DUO294V	V-BAR	N/A				10	3/8	11	22	20406	10.3	13/32
DUO295	TWIST	N/A				10	3/8	12	23.3	20406	10.3	13/32
DUO295V	V-BAR	N/A				10	3/8	12	23.3	20406	10.3	13/32
DUO296	TWIST	N/A				10	3/8	13	25.25	20406	10.3	13/32
DUO296V	V-BAR	N/A				10	3/8	13	25.25	20406	10.3	13/32
DUO297	TWIST	N/A				10	3/8	14	26.75	20406	10.3	13/32
DUO297V	V-BAR	N/A				10	3/8	14	26.75	20406	10.3	13/32
DUO298	TWIST	N/A				10	3/8	17	31.5	20406	10.3	13/32
DUO298V	V-BAR	N/A				10	3/8	17	31.5	20406	10.3	13/32
DUO299	TWIST	N/A				10	3/8	19	35.25	20406	10.3	13/32
DUO299V	V-BAR	N/A				10	3/8	19	35.25	20406	10.3	13/32
DUO301	TWIST	N/A				10	3/8	21	39.5	20406	10.3	13/32
DUO301V	V-BAR	N/A				10	3/8	21	39.5	20406	10.3	13/32
V5315	V-BAR	38281	25	30		7	9/32	9	14.88	20375	10	3/8
V5315L	V-BAR	38250				6	1/4	12	15	A20312LW	8	5/16
V5330	V-BAR	38281	25	35		7	9/32	11	17.38	20375	10	3/8
V5340	V-BAR	38281	25	38		7	9/32	12	18.75	20375	10	3/8
V5340HD	V-BAR	38312	25	43		8	5/16	11	18.63	20375	10	3/8
V5340HDCON	V-BAR	38312	25	40		8	5/16	10	17.38	20375	10	3/8
V5340L	V-BAR	38250				6	1/4	16	19	A20312LW	8	5/16
V5355	V-BAR	38312	25	44		8	5/16	12	20.13	20375	10	3/8
V5370	V-BAR	38312	25	50		8	5/16	14	23.25	20375	10	3/8
V5415	V-BAR	38281	25	38		7	9/32	17	24.5	20375	10	3/8
V5430	V-BAR	38281	25	44		7	9/32	19	26.88	20375	10	3/8
V5440	V-BAR	38281	25	51		7	9/32	21	29.13	20375	10	3/8





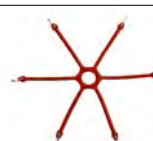
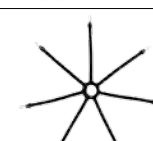
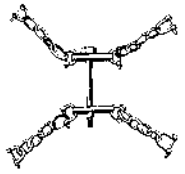
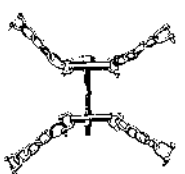



866-787-7544

super slings

Passenger Car  
Light Truck & SUV  
ATV  
Garden Tractor  
Snowblower  
Commercial Truck  
Loader  
Grader  
Tractor  
Skidder  
Forklift  
Skid Steer  
Replacement Chains  
Replacement Parts

Passenger Car  
Light Truck & SUV  
ATV  
Garden Tractor  
Snowblower  
Commercial Truck  
Loader  
Grader  
Tractor  
Skidder  
Forklift  
Skid Steer  
Replacement Chains  
Replacement Parts

PRODUCT	APPLICATION	PART #	WEIGHT PER / PAIR	PAIRS PER CASE	
<b>Spider tensioners</b> assist in ensuring a secure fit for your tire chains and reduces the chance of vehicle damage.					
	Passenger	0212	0.45 Kg (1 lb)	30	
	Passenger / ATV/ Garden Tractor / Forklift	0213	0.45 Kg (1 lb)	30	
	Light Truck	0216	0.45 Kg (1 lb)	30	
	Light Truck	0217	0.68 Kg (1.5 lbs)	30	
	Medium Truck	0218	0.81 Kg (1.8 lbs)	30	
	Small Loader / Tractor	0220	1.36 Kg (3 lbs)	20	
<b>Chain adjusters</b> for heavy chain applications					
	Single Bolt Link & Shackle	51 - 61cm 20" - 24"	0294	4.5 Kg (10 lbs)	1 Pair
	Single Bolt Link & Shackle	63 - 81cm 25" - 32"	0296	5.4 Kg (12 lbs)	1 Pair
<b>HD Chain Tightener</b> for heavy chain applications			PART #	WEIGHT PER / PIECE	QUANTITY
	Heavy Duty screw actuated chain tightening tool	2506HD	6.8 Kg (15 lbs)	1 Each	

Contact QCCanada for product information or application questions. 1-888-507-9734 info@qccanada.com

# 2506HD ADJUSTER

Updated design featuring reinforced components and greasable fitting for maximum durability and longevity.



1" Nut for impact wrench or ratchet.

Greasable fitting.






## 2506HD ADJUSTER


Weight	Min Range	Max Range	Socket Size
6.4 Kg (14 lbs)	10cm (3.9")	38cm (15")	2.54cm (1")

✖ Max Torque 200ft/lbs

Passenger Car  
Light Truck & SUV  
ATV  
Garden Tractor  
Snowblower  
Commercial Truck  
Loader  
Grader  
Tractor  
Skidder  
Forklift  
Skid Steer  
Replacement Chains  
Replacement Parts

PART #	DESCRIPTION	APPLICATION	HANDLE LENGTH	WEIGHT / PIECE	PRODUCT
<b>CHAIN PLIERS</b>					
7300HD	Medium HD	Passenger Car & Light Truck	35cm (14")	0.5 Kg (1 lb)	
7502S	Medium Handle	All Truck & Tractor	45cm (18")	2.3 Kg (5 lbs)	
7302-2	Long Handle	All Truck & Tractor	91cm (36")	3.2 Kg (7 lbs)	

<b>CHAIN / BOLT CUTTERS</b>					
BC18	Medium Handle	Passenger Car	45cm (18")	2.3 Kg (5 lbs)	
BC30	Long Handle	Truck	76cm (30")	3.6 Kg (8 lbs)	
BC36	Long Handle	Off-Road	91cm (36")	5.4 Kg (12 lbs)	

<b>SHOE CHAINS</b>					
PART #	DESCRIPTION	MENS	WOMENS		
SCM	Medium Shoe Chain	5 - 9	6 - 10		
SCL	Large Shoe Chain	9.5 - 12.5	10.5+		
SCXL	Xtra Large Shoe Chain	13+	N/A		
SCDAP	Retail Display Box w/ 10 pair of each: SCM, SCL, & SCXL	5 - 13+	6 - 10.5+		

## REGULAR TWIST LINK

CARBON & ALLOY STEEL,  
ROUND WIRE



LINK MATERIAL SIZE			CARBON - BAG QUANTITY			CARBON - DRUM QUANTITY			ALLOY - BAG QUANTITY		
mm	inches	Gauge	Part #	Length / Bag	Weight / Bag	Part #	Length / Drum	Weight / Drum	Part #	Length / Bag	Weight / Bag
4.8	3/16	0.192	30177	30m (100')	11 Kg (24 lbs)						
5.2	13/64	0.207	30207	30m (100')	18 Kg (39 lbs)						
5.5	7/32	0.218	30218	30m (100')	22 Kg (49 lbs)						
7	9/32	0.281	30281	30m (100')	30 Kg (66 lbs)	30281D	244m (800')	233 Kg (515 lbs)			
8	5/16	0.312	30312	15m (50')	18 Kg (40 lbs)	30312D	213m (700')	250 Kg (550 lbs)	33312	15m (50')	18 Kg (40 lbs)
10	3/8	0.375	30375	15m (50')	29 Kg (64 lbs)	30375D	152m (500')	304 Kg (670 lbs)	33375	15m (50')	29 Kg (64 lbs)
11	7/16	0.437	30437	15m (50')	42 Kg (92 lbs)	30437D	91m (300')	236 Kg (520 lbs)	33437	15m (50')	42 Kg (92 lbs)
13.5	17/32	0.531	30531	15m (50')	64 Kg (140 lbs)	30531D	61m (200')	259 Kg (570 lbs)	33531	15m (50')	64 Kg (140 lbs)
19	3/4	0.750	30750	15m (50')	117 Kg (258 lbs)						

## V-BAR

CARBON STEEL,  
ROUND WIRE W/ REINFORCED V-BARS



LINK MATERIAL SIZE			BAG QUANTITY			DRUM QUANTITY		
mm	Inches	Gauge	Part #	Length / Bag	Weight / Bag	Part #	Length / Drum	Weight / Drum
5.5	7/32	0.218	38218	30m (100')	25 Kg (56 lbs)			
7	9/32	0.281	38281	15m (50')	20 Kg (43 lbs)	38281D	244m (800')	304 Kg (670 lbs)
8	5/16	0.312	38312	15m (50')	24 Kg (54 lbs)	38312D	213m (700')	322 Kg (710 lbs)
10	3/8	0.375	38375	15m (50')	36 Kg (80 lbs)	38375D	152m (500')	367 Kg (810 lbs)

## SQUARE LINK ALLOY

ALLOY STEEL,  
SQUARE WIRE



LINK MATERIAL SIZE			BAG QUANTITY			DRUM QUANTITY		
mm	Inches	Gauge	Part #	Length / Bag	Weight / Bag	Part #	Length / Drum	Weight / Drum
5.5	7/32	0.218	31218	30m (100')	21 Kg (47 lbs)			
7	9/32	0.281	31281	15m (50')	17 Kg (38 lbs)	31281D	183m (600')	209 Kg (460 lbs)
8	5/16	0.312	31312	15m (50')	22 Kg (48 lbs)	31312D	152m (500')	213 Kg (470 lbs)
10	3/8	0.375	31375	15m (50')	38 Kg (83 lbs)	31375D	91m (300')	195 Kg (430 lbs)
11	7/16	0.437	31437	15m (50')	48 Kg (106 lbs)	31437D	61m (200')	179 Kg (395 lbs)
13.5	17/32	0.531	31531	15m (50')	82 Kg (180 lbs)			

## NORDIC™ STUDED

ALLOY STEEL  
ROUND WIRE W/ REINFORCED STUDS



LINK MATERIAL SIZE			BAG QUANTITY		
mm	Inches	Gauge	Part #	Length / Bag	Weight / Bag
7	9/32	0.281	39281	30m (100')	41 Kg (90 lbs)
8	5/16	0.312	39312	15m (50')	28 Kg (62 lbs)
9.5	3/8	0.375	39375	15m (50')	36 Kg (79 lbs)
11	7/16	0.437	39437	15m (50')	53 Kg (117 lbs)
13.5	17/32	0.531	39531	15m (50')	72 Kg (158 lbs)

Passenger Car  
Light Truck & SUV  
ATV  
Garden Tractor  
Snowblower  
Commercial Truck  
Loader  
Grader  
Tractor  
Skidder  
Forklift  
Skid Steer  
Replacement Chains  
Replacement Parts

### STANDARD SIDE CHAIN

CARBON STEEL - STRAIGHT LINK



LINK MATERIAL SIZE			CARBON - BAG QUANTITY			CARBON - DRUM QUANTITY		
mm	inches	Gauge	Part #	Length / Bag	Weight / Bag	Part #	Length / Drum	Weight / Drum
4.5	11/64	0.177	40177	30m (100')	10 Kg (23 lbs)			
4.8	3/16	0.192	40192	30m (100')	11 Kg (25 lbs)			
5.2	13/64	0.207	40207	30m (100')	14 Kg (30 lbs)			
5.5	7/32	0.218	40218	30m (100')	16 Kg (35 lbs)			
7	9/32	0.281	40281	30m (100')	24 Kg (53 lbs)	40281D	305m (1000')	250 Kg (550 lbs)
8	5/16	0.312	40312	30m (100')	31 Kg (69 lbs)	40312D	244m (800')	304 Kg (555 lbs)
10	3/8	0.375	40375	15m (50')	24 Kg (53 lbs)	40375D	152m (500')	236 Kg (520 lbs)
11	7/16	0.437	40437	15m (50')	34 Kg (75 lbs)	40437D	107m (350')	247 Kg (545 lbs)
13.5	17/32	0.531	40531	15m (50')	54 Kg (118 lbs)	40531D	61m (200')	211 Kg (465 lbs)

### ALLOY SIDE CHAIN

ALLOY STEEL - STRAIGHT LINK - HARDENED



LINK MATERIAL SIZE			BAG QUANTITY		
mm	Inches	Gauge	Part #	Length / Bag	Weight / Bag
6.35	1/4	0.250	A40250H	30m (100')	20 Kg (44 lbs)
8	5/16	0.312	A40312H	30m (100')	31 Kg (69 lbs)
10	3/8	0.375	A40375H	15m (50')	24 Kg (53 lbs)
11	7/16	0.437	A40437H	15m (50')	34 Kg (75 lbs)
13.5	17/32	0.531	A40531H	15m (50')	54 Kg (118 lbs)

### CAM SIDE CHAIN

PRE-CUT PIECES / FASTENER INCLUDED



LINK MATERIAL SIZE			CARBON STEEL				HARDENED ALLOY STEEL			
mm	Inches	Gauge	Part #	Length / Piece	Weight / Piece	End Fastener	Part #	Length / Drum	Weight / Drum	End Fastener
5.5	7/32	0.218	40218C	2.2m (86")	1.4 Kg (3 lbs)	15003				
6.35	1/4	0.250					A40250HC	3m (120")	2 Kg (5 lbs)	15NR4P
7	9/32	0.218	40281C	3m (120")	2.8 Kg (6 lbs)	15004				
8	5/15	0.312	40312C	3m (120")	3.9 Kg (9 lbs)	15004	A40312HC	3m (120")	4 Kg (9 lbs)	15NR6P

### CAM LOCKS & CAM TOOLS

CARBON STEEL, INDIVIDUAL PIECES FOR WELDING ON SIDE CHAIN | CAM TOOLS



CAM LOCKS				CAM TOOLS				
Part #	For Side Chain Size	Application	Weight / Piece	Part #	Application	Weight	QTY	
CAM4	5.5 mm (7/32")	Light Truck	0.5 Kg (1 lb)	T2800	T-Shape Heavy Truck	0.5 Kg (1 lb)	1	
CAM6	7 mm (9/32")	Heavy Truck	0.5 Kg (1 lb)	T2801	T-Shape Light Truck	0.23 Kg (.5 lb)	1	
CAM7	8 mm (5/16")	Heavy Truck	0.5 Kg (1 lb)	T2802	T-Shape LW Chains	0.23 Kg (.5 lb)	1	
				L2800	L-Shape Heavy Truck	0.5 Kg (1 lb)	1	
				L2801	L-Shape Light Truck	0.23 Kg (.5 lb)	1	


## SIDE CHAIN FASTENERS

FOR CHAIN SIZE		APPLICATION	PART #	O.A.L.	QTY / BAG	WEIGHT / BAG	
mm	inches						
6	1/4	Light Truck	15003	4"	25	2.3 Kg (5 lbs)	
7 - 8	9/32 - 5/16	Medium & Heavy Duty Truck	15004	6"	25	5.4 Kg (12 lbs)	
10 - 13	3/8 - 1/2	Heavy Grader	15008	7"	25	2.3 Kg (1 lb)	


## SIDE CHAIN FASTENERS BOOMERS

FOR CHAIN SIZE		APPLICATION	PART #	O.A.L.	QTY / BAG	WEIGHT / BAG	
mm	inches						
6	1/4	Light Truck	15NR4P	5"	50	9 Kg (20 lbs)	
7 - 8	9/32 - 5/16	Heavy Truck	15NR6P	7"	50	11.3 Kg (25 lbs)	
10 - 13	3/8 - 1/2	Grader	15NR9P	9"	25	11.3 Kg (25 lbs)	


## SIDE CHAIN FASTENERS OUTER LOCK

FOR CHAIN SIZE		APPLICATION	PART #	O.A.L.	QTY / BAG	WEIGHT / BAG	
mm	inches						
10 - 13	3/8 - 1/2	Heavy Grader	15005	6"	25	11.3 Kg (25 lbs)	
7 - 8	8 - 10	Light Grader	15007	7"	25	4.8 Kg (10.5 lbs)	

## SIDE CHAIN FASTENERS

FOR CHAIN SIZE		APPLICATION	PART #	O.A.L.	QTY / BAG	WEIGHT / BAG	
mm	inches						
4.5 - 6	11/64 - 1/4	Garden Tractor	5308	6"	25	4.5 Kg (10 lbs)	

## SIDE CHAIN FASTENERS

FOR CHAIN SIZE		APPLICATION	PART #	O.A.L.	QTY / BAG	WEIGHT / BAG	
mm	inches						
4.5 - 6	11/64 - 1/4	Garden Tractor (Alloy)	A5308	3"	25	5.4 Kg (12 lbs)	



Passenger Car  
Light Truck & SUV  
ATV  
Garden Tractor  
Snowblower  
Commercial Truck  
Loader  
Grader  
Tractor  
Skidder  
Forklift  
Skid Steer  
Replacement Chains  
Replacement Parts

## CROSS CHAIN HOOK

CARBON STEEL

LINK MATERIAL SIZE			APPLICATION	PART #	QTY / BAG	WEIGHT / BAG
mm	inches	Gauge				
4.5	11/64	0.177	Passenger	20177	50	0.9 Kg (2 lbs)
5.2	13/64	0.207	Passenger	20230	50	1.8 Kg (4 lbs)
6.35	1/4	0.250	Light Truck	20250	50	2.3 Kg (5 lbs)
8	5/16	0.312	Medium Truck	20312	50	3.6 Kg (8 lbs)
9.5	3/8	0.375	Heavy Truck	20375	50	5.4 Kg (12 lbs)
10.3	13/32	0.406	Tractor	20406	50	7.7 Kg (17 lbs)
11	7/16	0.437	Grader	20437	50	10 Kg (22 lbs)
13.5	17/32	0.531	Loader	20531	25	12.7 Kg (28 lbs)



## ALLOY CROSS CHAIN HOOK

HARDENED ALLOY STEEL

LINK MATERIAL SIZE			APPLICATION	PART #	QTY / BAG	WEIGHT / BAG
mm	inches	Gauge				
8	5/16	0.312	Medium Truck	A20312LW	50	3.4 Kg (7.5 lbs)
8	5/16	0.312	Medium Truck	A20312H	50	3.4 Kg (7.5 lbs)
9	11/32	0.344	Heavy Truck	A20344H	50	5.7 Kg (12.5 lbs)
10	25/64	0.393	Tractor	A20393H	50	7.9 Kg (17.5 lbs)
11	7/16	0.437	Grader	A20437SH	50	7.9 Kg (17.5 lbs)
11	7/16	0.437	Grader	A20437H	50	7.9 Kg (17.5 lbs)
13.5	17/32	0.531	Loader	A20531H	25	8.5 Kg (18.7 lbs)



## SWIVEL "J" CROSS CHAIN HOOK

CARBON STEEL

Allows for cross chains to be removed by hand. No pliers or tools required.

LINK MATERIAL SIZE			APPLICATION	PART #	QTY / BAG	WEIGHT / BAG
mm	inches	Gauge				
11	7/16	0.437	Loader / Grader / Tractor (3/8" cross chain)	20451JHNW (No Washer)	50	5.9 Kg (13 lbs)
14	9/16	0.563	Loader / Grader / Tractor (7/16" cross chain)	20450JH	50	6.4 Kg (14 lbs)



## QUICK HOOK (INSIDE HOOK)

HARDENED ALLOY STEEL

Connecting links.

TYPE	WIRE SIZE		APPLICATION	PART #	FOR CHAIN SIZE			QTY / BAG	WEIGHT / BAG
	mm	inches			mm	Inches	Inside Length		
R	5.5	7/32	Passenger	10218	5.5	7/32	47.6mm (1-7/8")	25	0.5 Kg (1 lb)
R	6.35	1/4	Garden Tractor	10250	6.35	1/4	47.6mm (1-7/8")	25	0.5 Kg (1 lb)
R	7	9/32	Light Truck	10281	7	9/32	54mm (2-1/8")	25	0.9 Kg (2 lbs)
R	8	5/16	Medium Truck (Polished)	10312P	7-8	9/32 - 5/16		25	0.9 Kg (2 lbs)
R	9.5	5/16 - 3/8	Heavy Truck	10375	9.5	3/8	54mm (2-1/8")	25	1.8 Kg (4 lbs)
R	10.3	13/32	Off-Road (Polished)	10406P	8 - 10	5/16 - 3/8		25	2.7 Kg (6 lbs)
H	13.5	17/32	Loader/Grader (Hex Wire)	10531H	11 - 13	7/16 - 1/2		50	14.5 Kg (32 lbs)
F	6	1/4	Off-Road (Flat Style)	07N95	6	1/4		100	9.1 Kg (20 lbs)
F	7 - 8	9/32 - 5/16	Off-Road (Flat Style)	10N95	8	5/16	54mm (2-1/8")	50	5.9 Kg (13 lbs)



## CROSS CHAIN REPAIR LINK

LINK MATERIAL SIZE		APPLICATION	PART #	QTY / BAG	WEIGHT / BAG
mm	inches				
8	5/16	Heavy Truck	9273	50	2.3 Kg (5 lbs)
9.5	3/8	Square Link	9280	50	3.6 Kg (8 lbs)
11	7/16	Square Link	9282	50	5.9 Kg (13 lbs)
13.5	17/32	Square Link	9284	50	10 Kg (22 lbs)



## SIDE CHAIN REPAIR LINK

FOR CHAIN SIZE		APPLICATION	INSIDE LENGTH	PART #	QTY / BAG	WEIGHT / BAG
mm	inches					
6.35	1/4	Passenger	31.75mm (1-1/4")	9116B	50	1.4 Kg (3 lbs)
8	5/16	Medium Truck	38.1mm (1-1/2")	9116C	50	3.2 Kg (7 lbs)
9.5	3/8	Grader	41.28mm (1-5/8")	9116D	50	5 Kg (11 lbs)
11	7/16	Loader	63.5mm (2-1/2")	9116E	10	1.7 Kg (3 lbs)
12.7	1/2	Loader	82.55mm (3-1/4")	9116F	10	2.3 Kg (5 lbs)



## PIN COUPLER SHACKLES

STANDARD | LOCKING / RETAINER INCLUDED

SIZE		PART #	QUANTITY	WEIGHT
mm	inches			
6	1/4	PCS-065	1	0.03 Kg (0.06 lb)
8	5/16	PCS-085	1	0.04 Kg (0.09 lb)
10	3/8	PCS-100	1	0.05 Kg (0.11 lb)
13	1/2	PCS-130	1	0.09 Kg (0.20 lb)
16	5/8	PCS-160	1	0.31 Kg (0.68 lb)
19	3/4	PCS-190	1	0.53 Kg (1.17 lbs)
22	7/8	PCS-220	1	0.75 Kg (1.65 lbs)
25	1	PCS-250	1	0.78 Kg (1.72 lbs)
20	25/32	PLC-20	1	1.25 Kg (2.75 lbs)



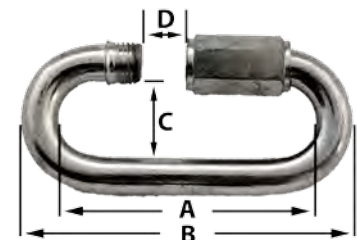
Standard

Locking (PLC) comes w/ Retainer

## QUICK LINKS

Fast, easy connections for permanent or temporary attachment. For applications with low carbon chains only

FOR CHAIN SIZE		DIMENSIONS mm / Inches				Part #	WORKING LOAD LIMIT	QTY / BAG	WEIGHT / BAG
mm	inches	A	B	C	D				
3.5	1/8	28.7 (1.13)	35.05 (1.38)	9.65 (0.38)	4.82 (0.19)	QL125	99.8 Kg (220 lbs)	10	0.09 Kg (0.2 lb)
4.8	3/16	38.1 (1.50)	47.75 (1.88)	12.7 (0.50)	6.35 (0.25)	QL192	276.7 Kg (610 lbs)	10	0.18 Kg (0.4 lb)
6.35	1/4	44.45 (1.75)	57.15 (2.25)	14.22 (0.56)	7.11 (0.28)	QL281	399.2 Kg (880 lbs)	10	0.36 Kg (0.8 lb)
8	5/16	58.67 (2.31)	73.15 (2.88)	17.53 (0.69)	9.65 (0.38)	QL312	698.5 Kg (1540 lbs)	10	0.73 Kg (1.6 lbs)
9.5	3/8	61.98 (2.44)	79.5 (3.13)	19.05 (0.75)	11.18 (0.44)	QL375	8980.1 Kg (1980 lbs)	10	1.1 Kg (2.4 lbs)
11	7/16	68.33 (2.69)	88.9 (3.50)	20.57 (0.81)	12.7 (0.50)	QL437	1324.4 Kg (2920 lbs)	10	1.7 Kg (3.8 lbs)
12.7	1/2	81.03 (3.19)	104.9 (4.13)	23.88 (0.94)	16 (0.63)	QL531	1496.9 Kg (3300 lbs)	10	2.5 Kg (5.6 lbs)



# Secure Solutions

## North Office

### **Address**

505 - 11 Avenue  
Nisku, Alberta  
Canada, T9E 7N5

### **Phone**

780-955-7111

### **Fax**

780-955-7199



[info@superslings.ca](mailto:info@superslings.ca)

## South Office

### **Address**

7620 Edgar Industrial Drive  
Red Deer, Alberta  
Canada, T4P 3R2

### **Phone**

403-406-4996

### **Fax**

403-406-4997

[www.superslings.ca](http://www.superslings.ca)