

*Benchmark*  
MEDIA SYSTEMS INC.

RSC-16K

OUT

1 — 2 — 3 — 4 — ZONE

ALL CALL

ACTIVE

POWER

MONITOR/PAGE SYSTEM  
REMOTE CONTROL STATION

**Kirkegaard & Associates**

**Monitor/Page System Remote Control Panel**

**Scale = 2 X**

**White Ink on Black Anodized Aluminum Panel**


**Benchmark Media Systems, Inc. Jan 21, 1994**

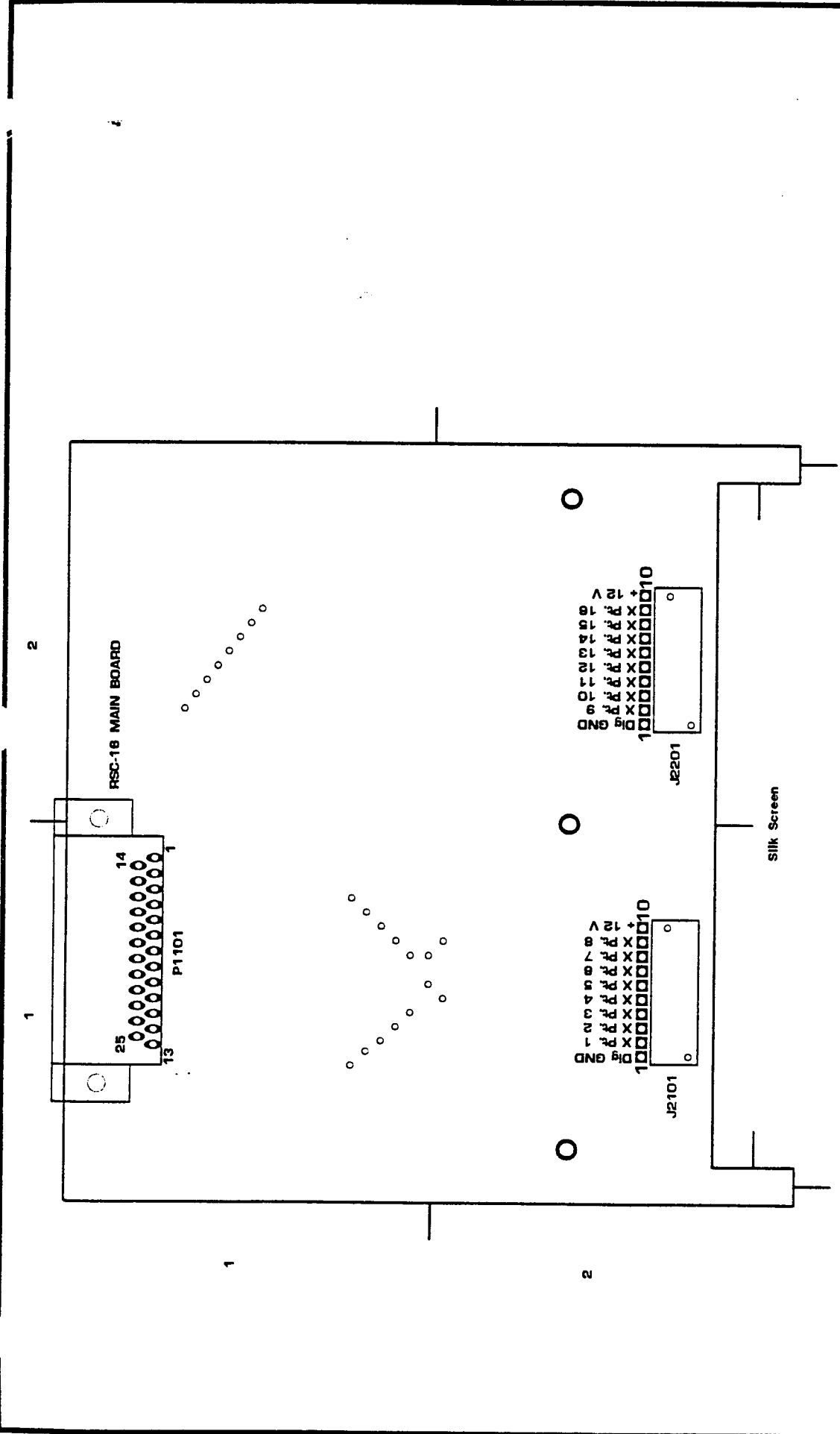
# BENCHMARK MEDIA SYSTEMS, INC.

## RSC-16 D Sub Pin Assignments - Female Connector (Cable End)

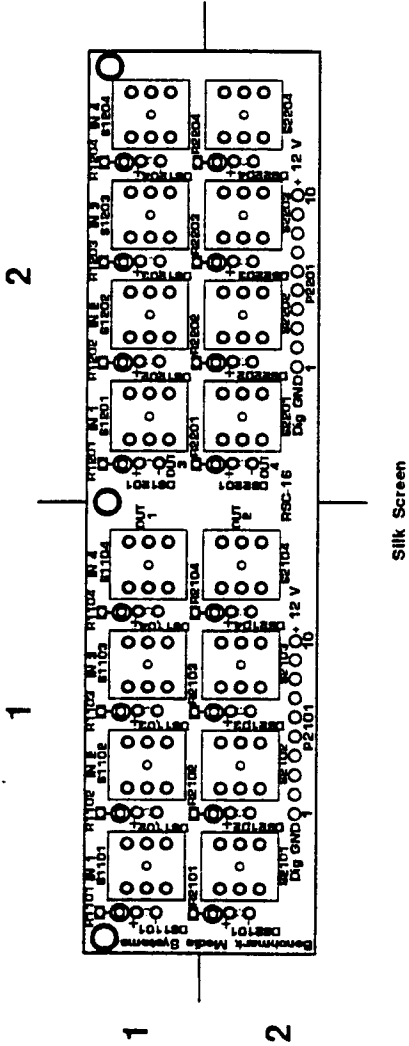
Connector

<u>Pin #</u>	<u>Assignment</u>	<u>Crosspoint #</u>	<u>Input #</u>	<u>Output#</u>
14	Digital Ground			
15	+12 V (Logic Supply)			
4		1	1	1
5		2	2	1
6		3	3	1
7		4	4	1
8		5	1	2
9		6	2	2
10		7	3	2
11		8	4	2
16		9	1	3
17		10	2	3
18		11	3	3
19		12	4	3
20		13	1	4
21		14	2	4
22		15	3	4
23		16	4	4





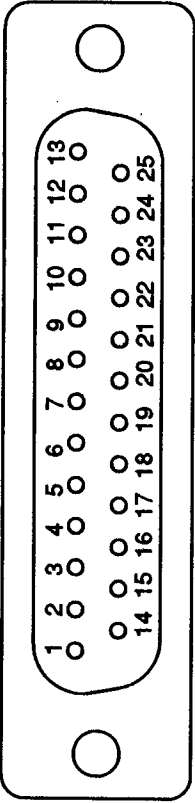
BENCHMARK MEDIA SYSTEMS, INC.	
RSC-16 - MAIN BOARD	
1X	PCB
DATE 12 / 30 / 91	300-08006-001
ASSEMBLY #	DRAWN BY A. H. Burdick
SIZE A	DRAWING # COMP. ASS'Y



# BENCHMARK MEDIA SYSTEMS, INC.

## RSC-16, FRONT

SCALE	1 X	PCB#	
DATE	12 / 18 / 91	ASSEMBLY #	300-08005-000
DRAWN BY	A. H. Burdick		
SIZE	A	COMP. ASS'Y	DRAWING #



**MALE 25 PIN D-SUB CONNECTOR  
PIN ASSIGNMENTS**