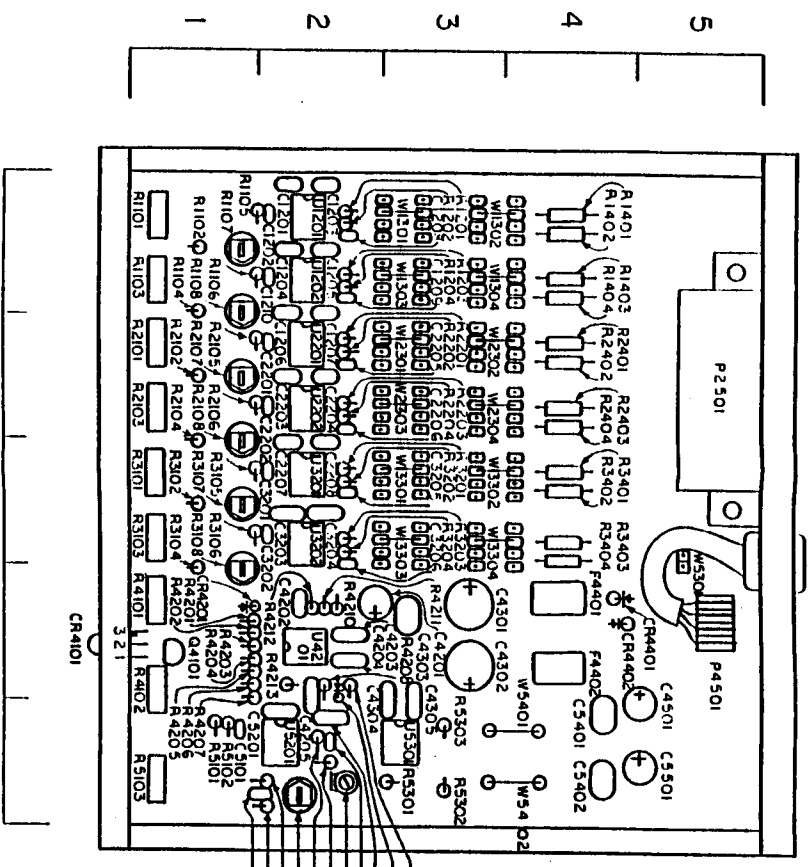
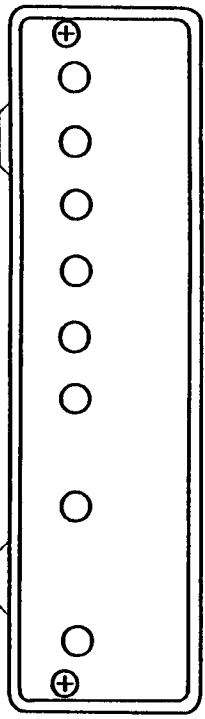
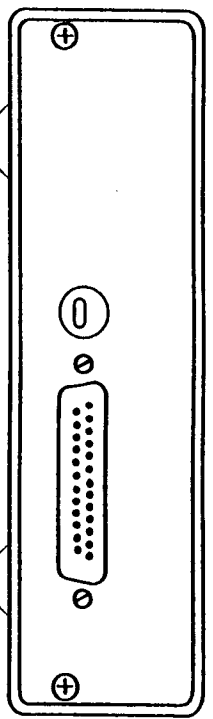


REVISIONS	



- R 4209
- CR 4202
- C 5203
- C 5204
- R 5201
- R 5202
- R 5203
- R 5204
- R 5205
- C 5205

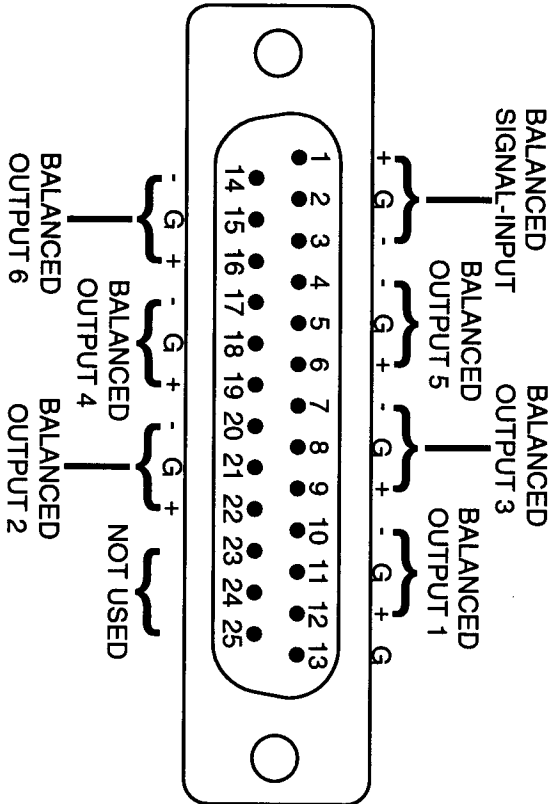


Benchmark Media Systems

IFA-9

SCALE	CHECKED BY	DRAWN BY
DATE	<i>W.H. Kowale</i>	R.J. PENFIELD
SIZE	500-09190-000	DRAWING NO. 250092

--	--	--	--	--

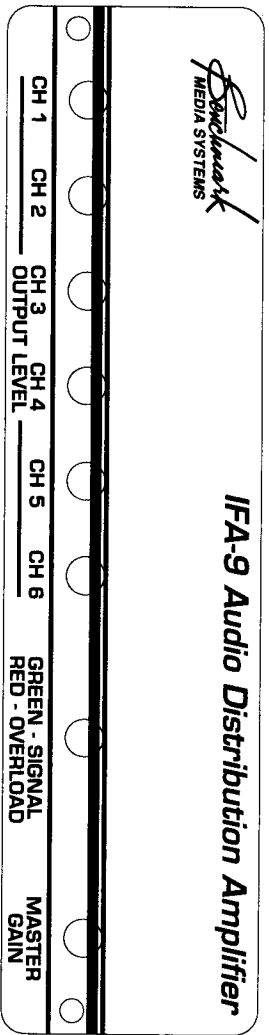


Notes- 25 Pin Female "D" Connector Wiring to mate with a male chassis connector.

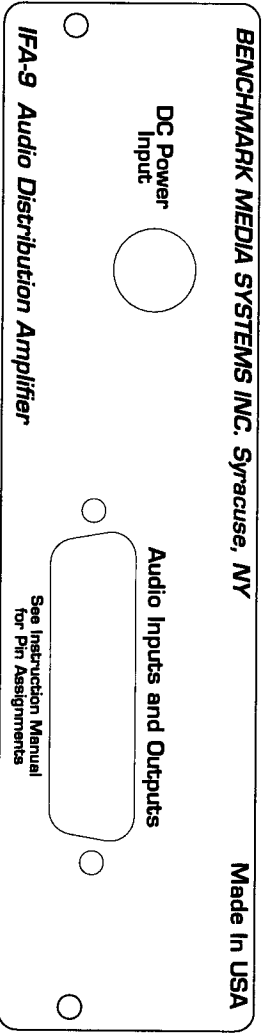
Approval		BENCHMARK MEDIA SYSTEMS, INC. IFA-9, 6 Out DA, Connector Pinout	
Drawn by: A. H. Burdick			
Checked by:			
Issued		A Date 9-26-94 Drawing No. 150143	
Scale 1:1	PN:	Sheet 1 of 1	

A	Revised to conform to other IFA layouts	10/24/94	A.H.B.
---	---	----------	--------

Front Panel



Rear Panel



Notes - White UV cured ink on black panel

Approval		A	
Drawn by: A. H. Burdick		Date 4/16/94	
Checked by:		Drawing No. 750026	
Issued		Scale 1:1	
BENCHMARK MEDIA SYSTEMS, INC.		PN:	
IFA-9 Panels Silk		Sheet 1 of 1	
A		A	