



Benchmark DAC2

Windows USB Driver Installation

Required for sample rates above 96 kHz when using Windows operating systems.



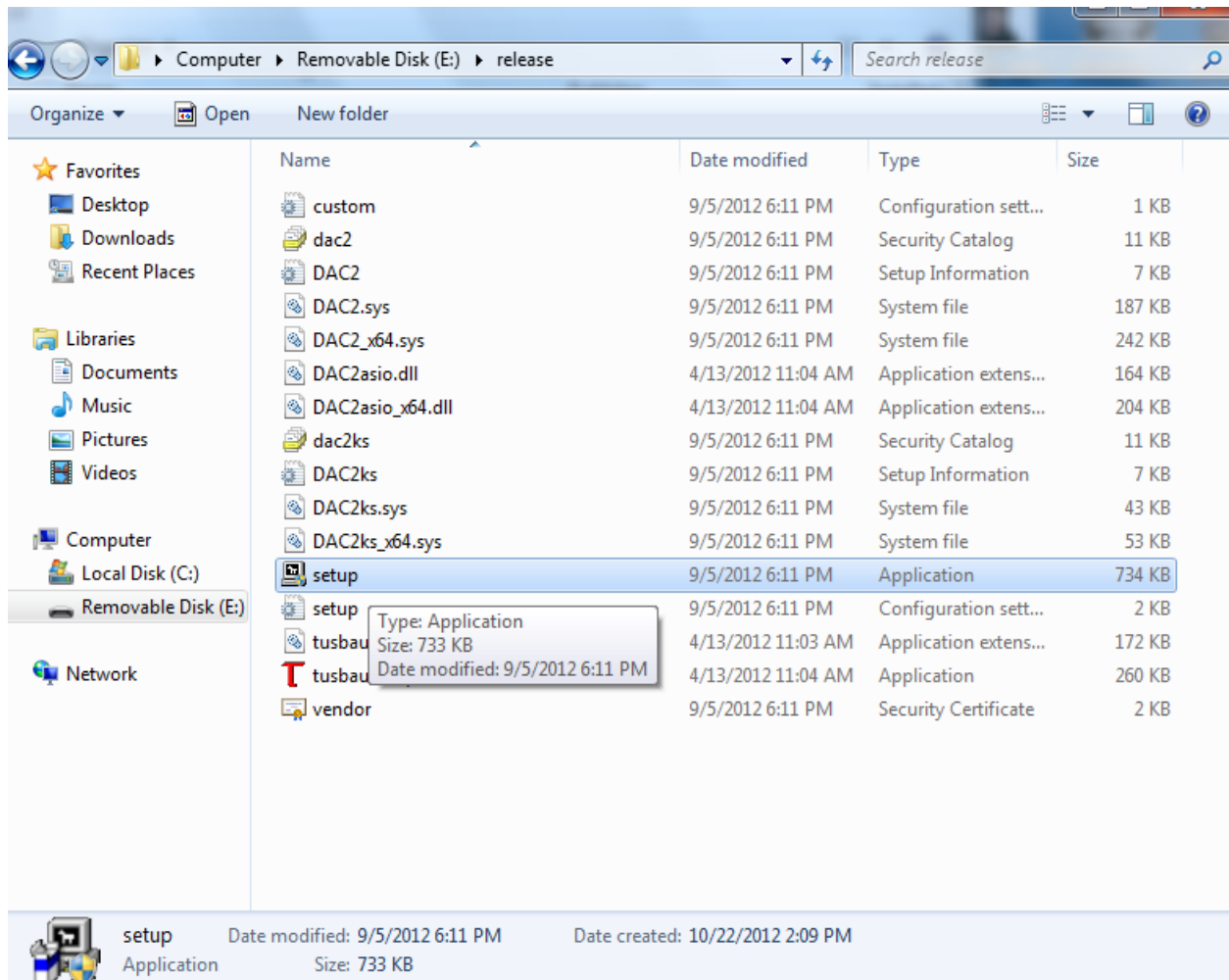
USB Driver Installation

Windows Operating Systems

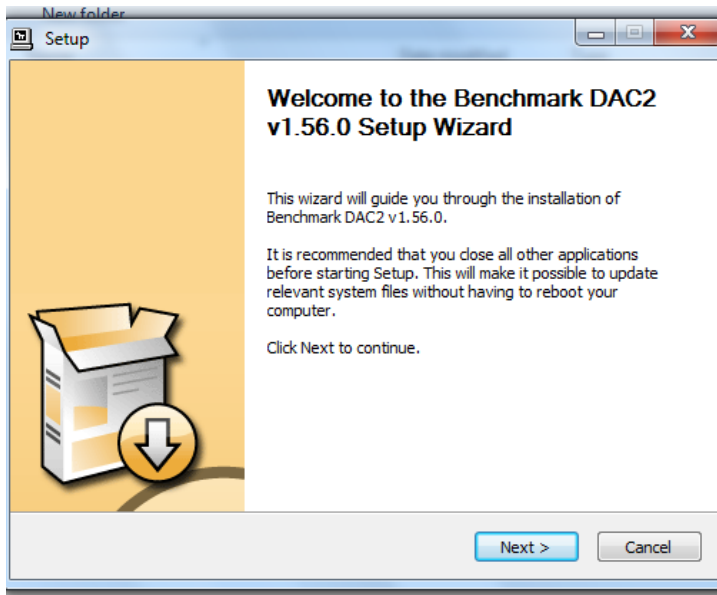
Note: The **DAC2** driver is available for download at: BenchmarkMedia.com/dac/dac2-drivers

Before you install the driver, make sure the USB cable is unplugged.

1. In the DAC2 Driver folder, double click "setup.exe."



2. A welcome screen will pop-up. Click "Next."

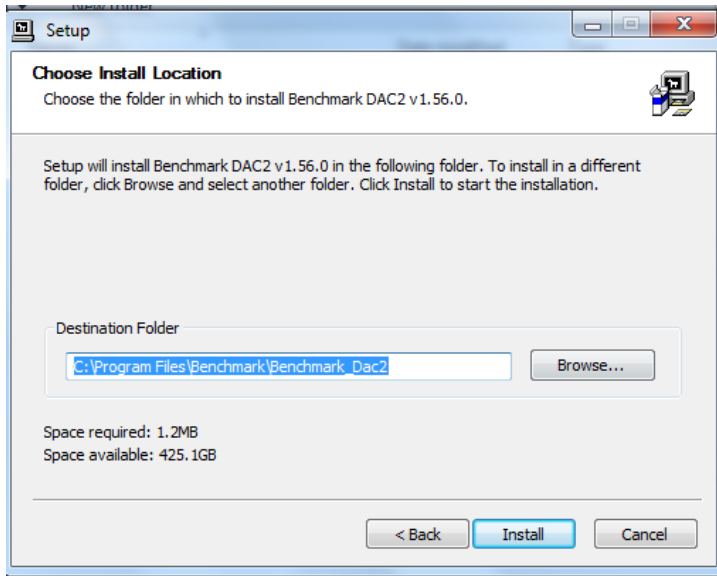


3. When you see the following screen, turn on the **DAC2**, plug in the USB cable, and select the **USB** input on the **DAC2**. By default, the **DAC2** is shipped in **USB Audio 1.0** mode. Do not proceed to the next step until the **USB Audio 2.0** mode has been enabled. You can enable the **USB Audio 2.0** mode using one of the following two methods:

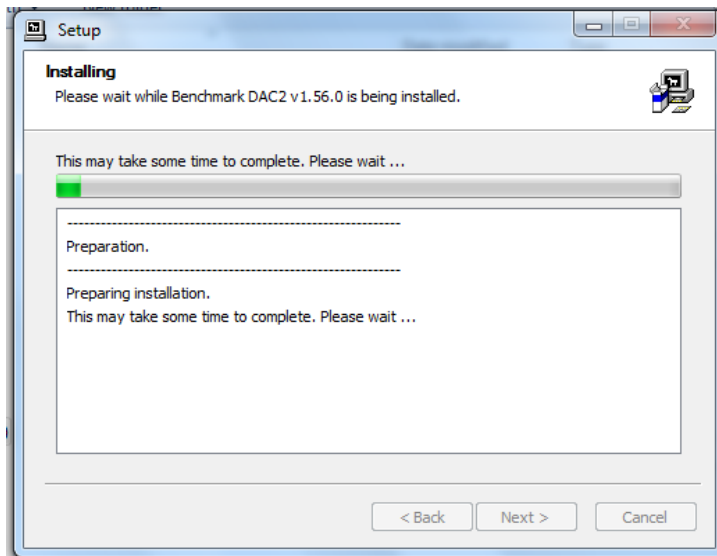
- **METHOD 1 - REMOTE CONTROL:** Using your remote control, press and hold USB button for 3 seconds (the **4X** light should flash once). If the **2X** light flashes instead of the **4X** light, repeat this step.
- **METHOD 1 - FRONT PANEL:** From the front panel, simultaneously press and hold both **INPUT** buttons for three seconds (the **4X** light should flash once). If the **2X** light flashes instead of the **4X** light, repeat this step.



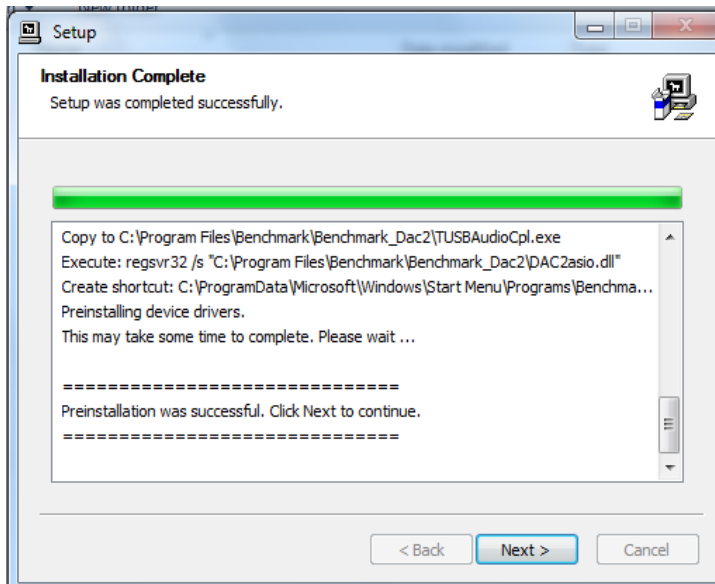
4. You will now be prompted to select a location to install the driver. It will default to your Program Files folder. If you wish to install it another location, you can change the location. We suggest keeping it in the default location. Click "Install".



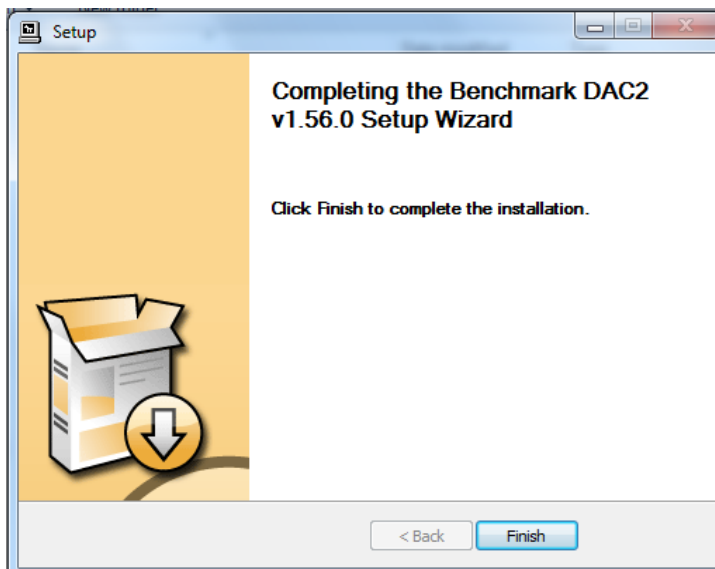
5. When the installation begins you will see the following screen. Please be patient while the driver installs. Installation may require several minutes.



- When the installation finishes a message at the top will say "Installation Complete." Click "Next" to continue.



- Click "Finish." The Setup will close automatically. This completes the installation process. You can now enjoy music over the **USB Audio 2.0** connection at sample rates up to 192 kHz. DSD can also be played in DoP 1.1 format.



Copyright © 2007, 2008, 2009, 2012, 2013, 2014, 2015, 2016
Benchmark Media Systems, Inc.
All rights reserved.

Benchmark Media Systems, Inc.
Benchmark Media Systems, Inc.
203 East Hampton Place, STE 2
Syracuse, NY 13206-1633
USA

PHONE: +1-315-437-6300
FAX: +1-315-437-8119
benchmarkmedia.com


...the measure of excellence!TM