

1 Place Airlift flat on the ground with "inside, front legs" label facing up.

2 Unclip shoulder-strap buckles and lay out flat.

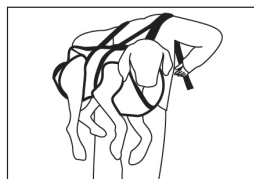
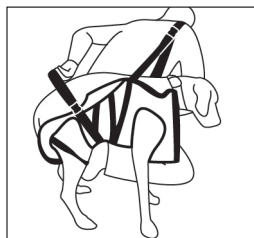

3 Place dogs front legs in smaller leg-holes and rear legs in larger.

4 Once dog is in leg-holes, lift shoulder straps from either side and buckle to form two loops.

5 Adjust shoulder straps to allow you to kneel and place over shoulders.

6 From a kneeling position begin to stand, pulling straight down on the hand-loops to adjust your dog into the small of your back.

7 Buckle chest strap and make final adjustments prior to walking. The dogs head and chest weigh more so adjust that shoulder strap a bit tighter.



Proudly made in Colorado USA
using imported materials

Wash in cold water, hang dry

Patent Pending