

LIGHT KIT:
3- RED LED BEACONS
RED LIGHT CONTROLLER
PHOTOCELL
INSTALLATION DRAWING

COMPLETE KIT:
ALL ITEMS IN LIGHT KIT
LIGHT BRACKETS
CABLING
CABLE SUPPORTS
CONNECTORS
JUNCTION BOXES
MISC. MOUNTING HARDWARE

NOTES:

1. INSTALLATION TO BE PER FAA ADVISORY CIRCULAR AC70/7460 AND NATIONAL ELECTRIC CODE NFPA-70.
2. INSTALLATION DRAWINGS AND BILL OF MATERIAL PROVIDED WITH PURCHASE.
3. MISC. ITEMS FOR A COMPLETE INSTALLATION BEYOND SCOPE OF KIT ARE NOT INCLUDED.
4. KIT INSTALLATION, MATERIAL VARIATIONS, AND CUSTOM KIT / CONTROLLERS ARE AVAILABLE. CONTACT US FOR PRICING.

RED LED L-864
FLASHING BEACON

TOP LEVEL

MID LEVEL

FACTORY CABLE

PHOTOELECTRIC
CONTROL

TO OWNER FURNISHED 120/240 VAC
TOTAL CONNECTED LOAD: 60VA

RED LIGHT
CONTROLLER



A2 RED TOWER LIGHTING KIT

JJ ELECT TECH, LLC.

109 STATE STREET
FRANKLIN, KY 42134
270-253-5050
WWW.JJELECTTECH.COM


TOWER HEIGHTS 35'-700'

SCALE: NTS

DATE: 5-28-20

DRAWING NO.

A2-JJET



10" x 10"
10 lbs / 4.53 kg

PREDATOR

A0 THRU A6 RED LED LIGHT CONTROLLER

Modeled for use with LED L864 Beacons & LED L810 Marker Lights.

Features	Benefits
48VDC-120, 240 50/60HZ	Multiple Voltage Input for diverse application
30-40 Pulses per minute	Per FAA requirement
NEMA 4 Enclosure	NEMA4 Typical NEMA4X Stainless Steel & Class I Div II, Explosion Proof Enclosures, and Polycarbonate Enclosures
Screw terminals	Standard, no special connection devices needed
Fused	In-line Over-current Protection
Beacon Monitoring	Standard individual monitoring per beacon. (Form C contact) Able to monitor 8+ beacons on only one output *
Marker Monitoring	Standard per level monitoring. Can Monitor one failure on multiple levels with only one output. (Form C contact)
Programming and resetting not required	Microprocessors will not reset if power is lost
Field Adjustable	Monitoring settings based on tower configuration and can be adjusted at the installation location
Power Monitoring Alarm	Power failure (Form C contact)
Mode Switch plus Mode Monitoring (Form C contact)	Test and Auto operation for initial startup and future inspection
Photo Electric Control ON @35 FC / OFF @60 FC	Per FAA requirement

* Same size controller can be used for A1-A3 configuration including FAA structures up to 1050' AGL.
Individual monitoring available if required. A3 system based on monitoring beacons per level.
See our Tower Kits on the website for complete tower installation systems.

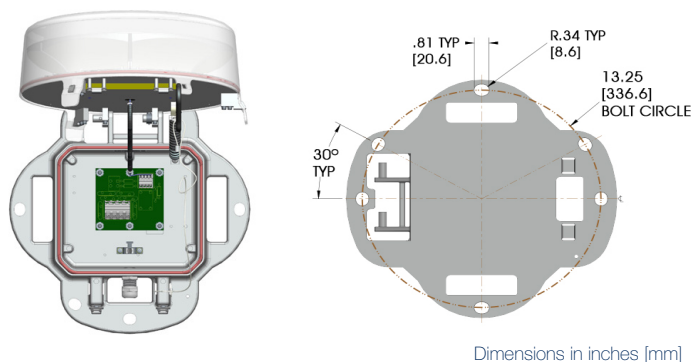
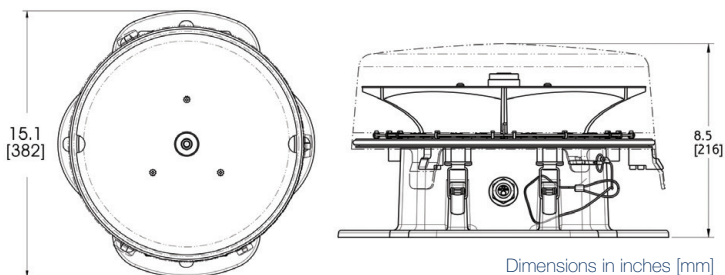
LED Beacon

Medium Intensity (Red)



Certifications & Ratings

- 5 year warranty
- FAA AC 150/5345-43H
- FAA AC 70/7460-1L
- FAA Engineering Brief 67D
- ICAO Annex 14
- Transport Canada CAR 621.19
- CASA
- RCM
- CE



FAA L-864 / ICAO Medium Type B+C

Mechanical Information:

Weight:	21 lbs (9.5 kg)
Mounting Details:	Standard FAA 3 hole & 4 hole pattern
Impact rating:	IK10
Protection Rating:	IP66
Included Hardware:	1/2" NPT cable gland, mounting kit (bolts, nuts, etc.)
Cable Entry Size:	1/2" NPT
Aerodynamic Wind Area:	0.6 ft ²

Electrical Specifications:

Operating Temperature:	-40°F to +131°F (-40°C to +55°C)
Power Factor:	> 0.9
Power Consumption:	
Standard:	23W nominal (AC version); 15W nominal (DC version)
IR Model:	21W nominal (AC version)
Input Current:	120-240 VAC, 50/60 Hz (168mA nominal) 24-48 VDC (625mA nominal)

Construction:

Housing Material:	Powder coated, copper-free, marine grade aluminum
Lens Hardware:	Polycarbonate, UV stabilized & hard coated
Mounting (Two Sets):	Hot dipped galvanized & stainless steel
Latches:	Stainless steel

Photometric Information:

Flash Intensity (nominal):	
Night (Red):	2,000 cd
IR Wavelength:	peak @ 850nm
Flash Rate:	
Night (Red)	20/30/40 flashes per min
IR Pulse Rate	20/30/40 flashes per min
Expected Lamp Life	100,000 hours (approx. 10 years)

All values typical unless otherwise stated (tolerance +/- 10%)