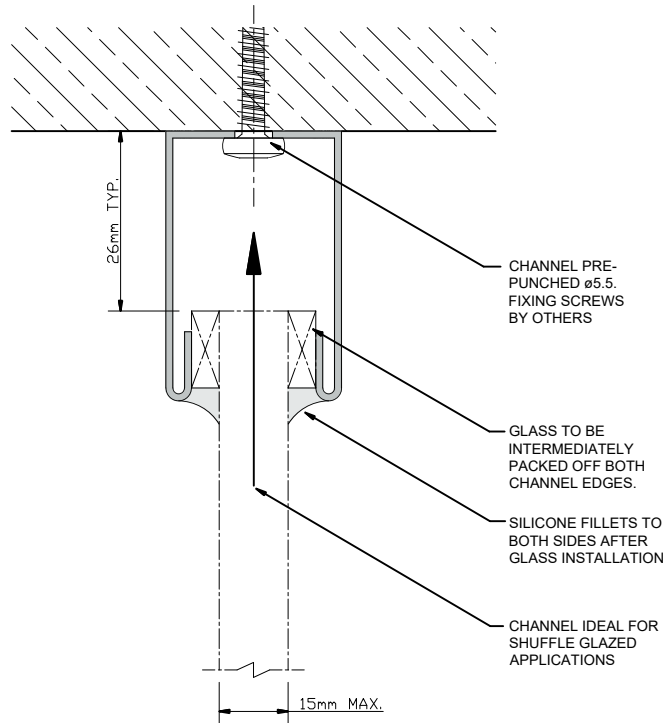


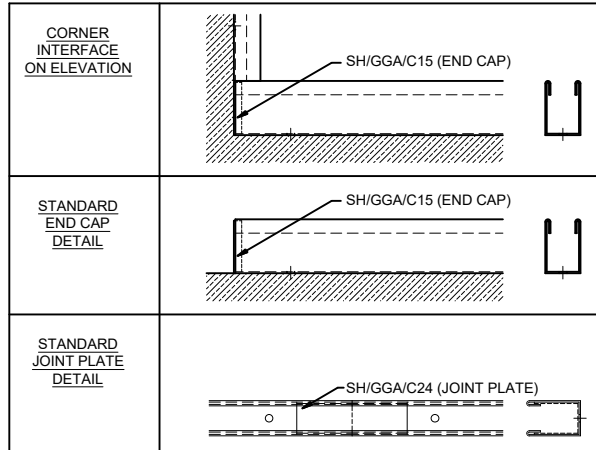
**GLAZING DETAIL  
ON CHANNEL**

(SCALE 1:1 (A4))



**EXAMPLE  
FINISHING  
DETAILS**

(SCALE 1:5 (A4))



**Express Glass Warehouse**  
51-55 Fowler Road,  
Hainault, Essex  
IG6 3UT

Tel: +44 (0)20 8500 1188  
Fax: +44 (0)20 8500 1010  
Email: info@egw.co.uk  
Website: www.egw.co.uk

Copyright (C) - October 2020, All Rights Reserved

**NOTES/SPECIFICATION:**

GLAZING CHANNEL SUPPLIED IN 316 STAINLESS STEEL:-

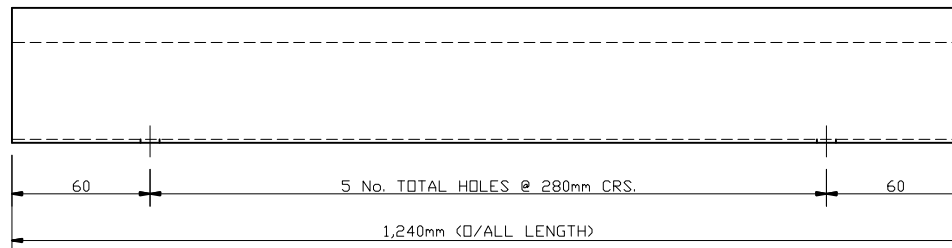
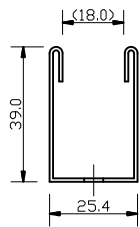
**POLISHED FINISH**

GLAZING CHANNEL SUITABLE FOR 15 mm MAX GLASS PANES

NOTE: CUSTOMER TO PROVIDE REQUIRED FIXINGS.  
PACKERS ARE SUPPLIED WITH THE CHANNELS AS STANDARD.

**PRODUCT  
ELEVATIONS**

(SCALE 1:2 (A4))



NOTE -  
COMPONENT TO BE CUT DOWN  
ON SITE TO SUIT DIMENSIONAL  
REQUIREMENTS

<b>PRODUCT REF:</b>	<b>SH/GGA/C14</b>
<b>DESCRIPTION:</b>	DIMENSIONED ELEVATIONS AND PRODUCT DETAILS
<b>DRAWING REF:</b>	<b>SH/GGA/C14 - 001</b>