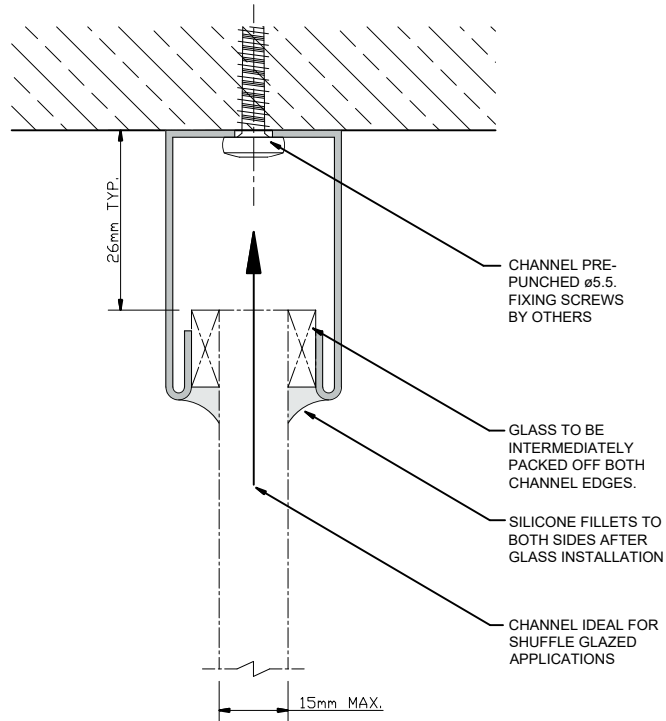


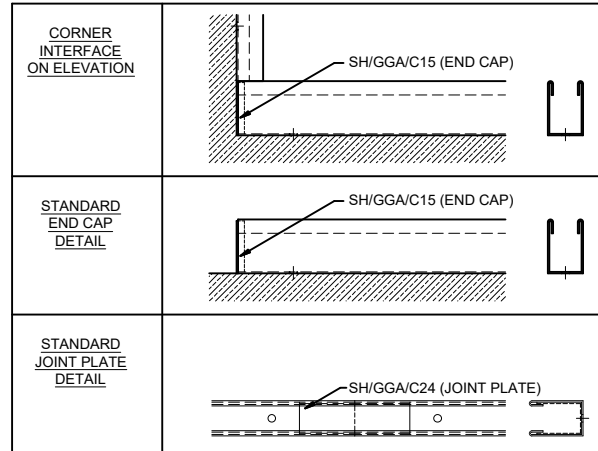
**GLAZING DETAIL
ON CHANNEL**

(SCALE 1:1 (A4))



**EXAMPLE
FINISHING
DETAILS**

(SCALE 1:5 (A4))



Express Glass Warehouse
51-55 Fowler Road,
Hainault, Essex
IG6 3UT

Tel: +44 (0)20 8500 1188
Fax: +44 (0)20 8500 1010
Email: info@egw.co.uk
Website: www.egw.co.uk

Copyright (C) - October 2020, All Rights Reserved

NOTES/SPECIFICATION:

GLAZING CHANNEL SUPPLIED IN 316 STAINLESS STEEL:-

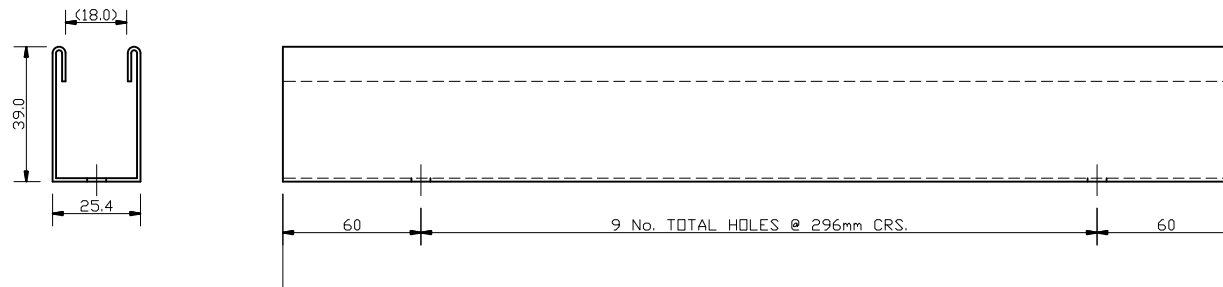
POLISHED FINISH

GLAZING CHANNEL SUITABLE FOR 15 mm MAX GLASS PANES

NOTE: CUSTOMER TO PROVIDE REQUIRED FIXINGS.
PACKERS ARE SUPPLIED WITH THE CHANNELS AS STANDARD.

**PRODUCT
ELEVATIONS**

(SCALE 1:2 (A4))



NOTE -
COMPONENT TO BE CUT DOWN
ON SITE TO SUIT DIMENSIONAL
REQUIREMENTS

PRODUCT REF:	SH/GGA/C13
DESCRIPTION:	DIMENSIONED ELEVATIONS AND PRODUCT DETAILS
DRAWING REF:	SH/GGA/C13 - 001