



KOZZA RAILING SYSTEMS

JULIET BALCONY TESTING IN ACCORDANCE WITH BS 6180:2011

DOCUMENT REFERENCE: DR-5578
PROJECT FILE REFERENCE: P10159

Prepared for: Besan Metal Insaat Taahhut San Ve Dis Tic Ltd STI
Ikitelli Org. San. Bolgesi, Bikan San. Sitesi A-1 Block No: 25-28, Basaksehir, Istanbul, 3449, Turkey

Unit D4, Poole Hall Business Park, Poole Hall Road, Ellesmere Port, Cheshire, CH66 1UA, United Kingdom
T: +44 (0) 1244 794 104 F: +44 (0) 1244 794 204
E: Info@sts-group.co.uk

Offices Located at: Chester | Ellesmere Port
Website: <https://www.sts-group.co.uk>





Document Title	P10159 - DR-5578 – Kozza Railing Systems – Juliet Balcony Testing Report
Author	Mr. Benjamin Cartwright, Specialist Technical Services (U.K) Limited
Client	Besan Metal Insaat Taahhut San Ve Dis Tic Ltd STI
Document Status	First Issue
-----	-----

Revision History

Version	Date	Reason for Issue
v0.0	13/04/2023	Draft for Internal Review
V1.0	13/04/2023	First Issue for Review
-----	-----	-----
-----	-----	-----

Distribution List

Name	Role
Mr. Burak Gokbulut	Director, Kozza UK Ltd.
-----	-----
-----	-----
-----	-----

This document has been prepared by a division, subsidiary or affiliate of Specialist Technical Services (U.K) Limited, herein known as (“STS-UK”) in it’s professional capacity as a Testing House in accordance with the terms and conditions of STS-UK’s instruction with the commissioning party (the “Client”). Regard should be had to those terms and conditions when considering and/or placing any reliance on this document. No part of this document may be copied or reproduced by any means without prior written permission from STS-UK by means of an authorised person. If you have received this document in error, please destroy all copies in your possession or control and notify STS-UK.

Any advice, opinions or recommendations within this document (a) should be read and relied upon only in the context of the document as a whole; (b) do not, in any way, purport to include any manner of legal advice or opinion; (c) are based upon the information made available to STS-UK at the time of this document and on current UK standards, codes, technology and practices as at the date of this document. It should be noted, and it is expressly stated that no independent verification of any of the documents or information supplied to STS-UK has been made. No liability is accepted by STS-UK for any use of this document. Following final delivery of this document to the Client, STS-UK will have no further obligations or duty to advise the Client on any matters, including development affecting the information, recommendations or advice provided within this document.

This document has been prepared for the exclusive use of the Client and unless otherwise agreed in writing by STS-UK, no other party may use, make use of or rely on the contents of this document. Should the Client wish to release this document to a third party, STS-UK may, at it’s discretion, agree to such release provided that (a) STS-UK’s written agreement is obtained prior to such release; and (b) by release of this document to the third party, that third party does not acquire any rights, contractual or otherwise, whatsoever against STS-UK and STS-UK, accordingly, assume no duties, liabilities or obligations to that third party; and (c) STS-UK accepts no responsibility for any loss or damage incurred by the Client or for any conflict of STS-UK’s interests arising out of the Client’s release of this document to the third party.

* END OF PAGE *



CONTENTS

1.0 Introduction	4
2.0 Equipment	4
3.0 Methodology	5
4.0 Results	7
5.0 Conclusion.....	7

APPENDIX:

APPENDIX A – TESTING CERTIFICATES

APPENDIX B – PHOTOGRAPHIC EVIDENCE

* END OF PAGE *

1.0 Introduction

Specialist Technical Services (U.K) Limited, herein known as STS-UK Group were commissioned by Besan Metal Insaat Taahhut San Ve Dis Tic Ltd STI to undertake a series of Juliet balcony tests on two of their KB5000 and one KB5050 Juliet balcony systems. All testing was carried out by STS-UK's own direct labour force. The purpose of the testing was to attain results and findings that could be analysed to see if the Juliet balcony systems were capable of resisting safely the imposed loadings. All systems tested were done so in accordance with the BS 6180:2011. Each component was briefly surveyed for damage before and subsequently after testing was carried out.

The testing was carried out on Juliet balcony's within the STS-UK Testing Facility. The testing was carried out at the following address:

Site Address: STS-UK Group, Unit 4 Poole Hall Business Park, Poole Hall Road, Ellesmere Port, Cheshire, CH66 1UA, United Kingdom.

Date of Testing: Wednesday 5th April 2023.

2.0 Equipment

The equipment sent by the Client consisted of three (3) separate balcony systems, each specialising in a different lengths and thickness of glass. These were made up from the following components:

- Aluminium Top Mount Profile X 4
- Aluminium Side Mount Profile X 2
- Aluminium Faceplate X 6
- Rubber Gasket X 6
- Glass Panel X 3

All equipment was checked and inspected prior to setup. No noticeable damage was found on inspection and deemed fit for testing.

All systems were installed as per the installation instructions on the Kozza Railing Systems official website. The Profiles were secured into a concrete base using M8 drop-in anchors with M8 Button screws.

* END OF PAGE *

3.0 Methodology



To accurately determine the conformity of the setup, firstly a brief visual survey of the balcony installed was carried out. This was to determine whether the balcony was deemed unfit for purpose, or any obvious signs of issue could be identified in which may impact the quality of the results attained. Following this, a series of load testing sequences were undertaken. These sequences were carried out in accordance with BS 6180:2011.

All testing was carried out using a combination of manually hydraulic rams and electronic instrumentation. All rams used were measured using calibrated electronic pressure gauges, connected back to a central logging system. Measurement of displacement was carried out using a series of calibrated 1000mm draw-wire sensors with an accuracy of $\pm 0.01\text{mm}$. All electronic readings taken were recorded at a rate of 1000Hz and were saved for review.

Within BS 6180:2011 Table 2 shows the static load requirements for the standard, this shows the following:

Type of occupancy for part of the building or structure	Examples of specific use	Horizontal uniformly distributed line load (kN/m)	Uniformly distributed load applied to the infill (kN/m ²)	A point load applied to part of the infill (kN)
Domestic and residential activities	(i) All areas within or serving exclusively one single family dwelling including stairs, landings, etc. but excluding external balconies and edges of roofs	0.36	0.5	0.25
	(ii) Other residential, i.e. houses of multiple occupancy and balconies, including Juliette balconies and edges of roofs in single family dwellings	0.74	1.0	0.5
Offices and work areas not included elsewhere, including storage areas	(iii) Light access stairs and gangways not more than 600 mm wide	0.22	—	—
	(iv) Light pedestrian traffic routes in industrial and storage buildings except designated escape routes	0.36	0.5	0.25
	(v) Areas not susceptible to overcrowding in office and institutional buildings, also industrial and storage buildings except as given above	0.74	1.0	0.5
Areas where people might congregate	(vi) Areas having fixed seating within 530 mm of the barrier, balustrade or parapet	1.5	1.5	1.5
Areas with tables or fixed seatings	(vii) Restaurants and bars	1.5	1.5	1.5
Areas without obstacles for moving people and not susceptible to overcrowding	(viii) Stairs, landings, corridors, ramps	0.74	1.0	0.5
	(ix) External balconies including Juliette balconies and edges of roofs. Footways and pavements within building curtilage adjacent to basement/sunken areas	0.74	1.0	0.5

Table 1 – Static Test Requirements (BS 6180:2011 Table 2)

* END OF PAGE *

The information following information below is taken directly from BS 6180:2011 and refers to each test required in Table 1 of this Report, above.

6.3 Loading

6.3.1 General

Minimum horizontal imposed loads appropriate to the design of parapets, barriers, balustrades and other elements of structure intended to retain, stop or guide people, should be determined in accordance with Table 2, which recommends a uniformly distributed line load for the barrier and a uniformly distributed and point load applied to the infill. These are not additive and should be considered as three separate load cases, all loads being determined according to the type of occupancy which reflects the possible in-service conditions.

Horizontal uniformly distributed line load should be applied at design height as presented in Table 1 or at design level (1100 mm) for barriers higher than the design height.

Uniformly distributed load should be applied to the area below the design height.

Point load should be applied at the most onerous point anywhere on the barrier structure.

6.4 Deflection

6.4.1 Barriers for the protection of people

Barriers for the protection of people should be of adequate strength and stiffness to sustain the applied loads given in Table 2. In addition, a barrier that is structurally safe should not possess sufficient flexibility to alarm building users when subject to normal service conditions. Therefore, for serviceability considerations, the limiting condition for deflection appropriate for a barrier for the protection of people is that the total horizontal displacement of the barrier at any point from its original unloaded position should not exceed the deflection limits determined from the relevant structural design code (where applicable) for the material used, or 25 mm, whichever is the smaller.

Where the infill of a barrier is subjected to imposed loads given in Table 2, or if appropriate, other calculated design loads, the displacement of any point of the barrier should not exceed $L/65$ or 25 mm, whichever is the smaller where L is the given in **8.3**, **8.4** or defined in **8.5**. A suitable fracture load, factored by a minimum partial safety factor of 4.0 (as recommended in BS 4592-0) should be obtained from the material manufacturer when considering glass barrier design.

Each test was deemed a success if the system demonstrated that it did not suffer excessive non-elastic displacements (maximum 25mm), and the target load values were achieved as described in Table 1 of this Report, above. If excessive non-elastic displacements do occur the system would be declared non-compliant to the specified requirement.

Following all testing each sample was visually examined again to ensure there was no obvious damage caused during the testing process. Any before and after damage would be recorded and photographic evidence taken for reference.

* END OF PAGE *

4.0 Results

Upon a brief visual survey of the samples to be tested, no areas of the installed system raised concern. There were no signs of visual damage at the time of testing which could be deemed to influence the overall result or performance of the samples under testing in the manner indicated.



The below table details the test numbers, the proof loading details, the recorded displacement and result of the testing stating whether the test was deemed a pass or fail in relation BS 6180:2011.

Test	Target Load	Load Achieved	Maximum Displacement (mm)	Classification
KB5000 2350mm Line Load	1.50kN/m	1.50kN/m	8.41	Pass
KB5000 2350mm Infill	1.50N/m ²	1.50N/m ²	6.22	Pass
KB5000 2350mm Point	1.50kN	1.50kN	6.39	Pass
KB5000 1600mm Line Load	1.50kN/m	1.50kN/m	7.35	Pass
KB5000 1600mm Infill	1.50N/m ²	1.50N/m ²	3.03	Pass
KB5000 1600mm Point	1.50kN	1.50kN	4.12	Pass
KB5050 1200mm Line Load	1.50kN/m	1.50kN/m	14.12	Pass
KB5050 1200mm Infill	1.50N/m ²	1.50N/m ²	7.17	Pass
KB5050 1200mm Point	1.50kN	1.50kN	7.88	Pass

Table 2 – Test Results

5.0 Conclusion

After analysis of all these results. It can be said that all the Juliet balcony systems performed to the requirements when compared against the testing criteria set out in BS 6180:2011 when tested in the manner described within this Report, on the day of testing.

	Name	Signature	Date
Created By: Junior Technician	Benjamin Cartwright		13/04/2023
Checked By: Technical Director	Andrew Gore		14/04/2023

For and on behalf of Specialist Technical Services (U.K) Limited

* END OF REPORT *



APPENDIX A – TESTING CERTIFICATES

TEST CERTIFICATE

BALUSTRADE TESTING IN ACCORDANCE WITH BRITISH STANDARD BS 6180:2011



On behalf of Besan Metal Insaat Taahhut San Ve Dis Tic Ltd STI
Ikitelli Org. San. Bolgesi, Biksın San. Sitesi A-1 Block No: 25-28, Basakşehir, İstanbul, 3449, Turkey

JULIET BALCONY TESTING STS-UK GROUP LABORATORY

TEST DESCRIPTION: A series of loads were applied to the balcony system at a height of 1100mm and width of 2350mm to determine the deflection of the balcony system when assembled. All testing were carried out in accordance with BS 6180:2011.

REF NO.:	DR-5578	DATE TESTED:	5 th April 2023
JOB NO.:	P10159	CERTIFICATE DATE:	13 th April 2023
CERTIFICATE NO.:	IC11185	SUPPLIER/SOURCE:	Client

TEST DETAILS:			
Product Tested:	KB5000	Item Condition:	New
Target Load:	1.50kN	Ambient Temperature:	18°C
Test Location:	STS Laboratory	Procedure or Method:	BS 6180:2011
Test Number:	Four		

TEST RESULTS:

Test	Target Load	Load Achieved	Maximum Displacement (mm)	Classification
Line Load	1.50kN/m	1.50kN/m	8.41	Pass
Infill	1.50kN/m ²	1.50kN/m ²	6.22	Pass
Point	1.50kN	1.50kN	6.39	Pass



ANALYSIS:

Testing was completed successfully with the balcony system achieving loading values for the 1.50kN specification, with a maximum recorded displacement of 8.41mm, resulting in a pass. All testing was carried out in accordance with BS 6180:2011.

For Specialist Technical Services (U.K) Limited			The results found on this Certificate relate only to the product[s] tested as described above This Test Certificate shall <u>not</u> be reproduced except in full QC: TC001 – Test Certificate – v3.0 Page 1 of 1
Approved By:	Andrew Gore		
Position:	Technical Director		
Signature:			

END OF PAGE

TEST CERTIFICATE

BALUSTRADE TESTING IN ACCORDANCE WITH BRITISH STANDARD BS 6180:2011



On behalf of Besan Metal Insaat Taahhut San Ve Dis Tic Ltd STI
Ikitelli Org. San. Bolgesi, Biksan San. Sitesi A-1 Block No: 25-28, Basaksehir, Istanbul, 3449, Turkey

JULIET BALCONY TESTING STS-UK GROUP LABORATORY

TEST DESCRIPTION: A series of loads were applied to the balcony system at a height of 1100mm and width of 1600mm to determine the deflection of the balcony system when assembled. All testing were carried out in accordance with BS 6180:2011.

REF NO.:	DR-5578	DATE TESTED:	5 th April 2023
JOB NO.:	P10159	CERTIFICATE DATE:	13 th April 2023
CERTIFICATE NO.:	IC11186	SUPPLIER/SOURCE:	Client

TEST DETAILS:			
Product Tested:	KB5000	Item Condition:	New
Target Load:	1.50kN	Ambient Temperature:	18°C
Test Location:	STS Laboratory	Procedure or Method:	BS 6180:2011
Test Number:	Five		

TEST RESULTS:

Test	Target Load	Load Achieved	Maximum Displacement (mm)	Classification
Line Load	1.50kN/m	1.50kN/m	7.35	Pass
Infill	1.50kN/m ²	1.50kN/m ²	3.03	Pass
Point	1.50kN	1.50kN	4.12	Pass



ANALYSIS:

Testing was completed successfully with the balcony system achieving loading values for the 1.50kN specification, with a maximum recorded displacement of 7.35mm, resulting in a pass. All testing was carried out in accordance with BS 6180:2011.

For Specialist Technical Services (U.K) Limited			The results found on this Certificate relate only to the product[s] tested as described above This Test Certificate shall <u>not</u> be reproduced except in full QC: TC001 – Test Certificate – v3.0 Page 1 of 1
Approved By:	Andrew Gore		
Position:	Technical Director		
Signature:			

END OF PAGE

TEST CERTIFICATE

BALUSTRADE TESTING IN ACCORDANCE WITH BRITISH STANDARD BS 6180:2011



On behalf of Besan Metal Insaat Taahhut San Ve Dis Tic Ltd STI
Ikitelli Org. San. Bolgesi, Biksas San. Sitesi A-1 Block No: 25-28, Basaksehir, Istanbul, 3449, Turkey

JULIET BALCONY TESTING STS-UK GROUP LABORATORY

TEST DESCRIPTION: A series of loads were applied to the balcony system at a height of 1100mm and width of 1200mm to determine the deflection of the balcony system when assembled. All testing were carried out in accordance with BS 6180:2011.

REF NO.: DR-5578 **DATE TESTED:** 5th April 2023
JOB NO.: P10159 **CERTIFICATE DATE:** 13th April 2023
CERTIFICATE NO.: IC11187 **SUPPLIER/SOURCE:** Client

TEST DETAILS:
Product Tested: KB5050 Item Condition: New
Target Load: 1.50kN Ambient Temperature: 18°C
Test Location: STS Laboratory Procedure or Method: BS 6180:2011
Test Number: Six

TEST RESULTS:

Test	Target Load	Load Achieved	Maximum Displacement (mm)	Classification
Line Load	1.50kN/m	1.50kN/m	14.12	Pass
Infill	1.50kN/m ²	1.50kN/m ²	7.17	Pass
Point	1.50kN	1.50kN	7.88	Pass



ANALYSIS:

Testing was completed successfully with the balcony system achieving loading values for the 1.50kN specification, with a maximum recorded displacement of 14.12mm, resulting in a pass. All testing was carried out in accordance with BS 6180:2011.

For Specialist Technical Services (U.K) Limited			The results found on this Certificate relate only to the product[s] tested as described above This Test Certificate shall <u>not</u> be reproduced except in full QC: TC001 – Test Certificate – v3.0 Page 1 of 1
Approved By:	Andrew Gore		
Position:	Technical Director		
Signature:			

END OF PAGE



APPENDIX B – PHOTOGRAPHIC EVIDENCE




Figure 1 – Line Load Example




Figure 2 – Infill Load Example




Figure 3 – Point Load Example