


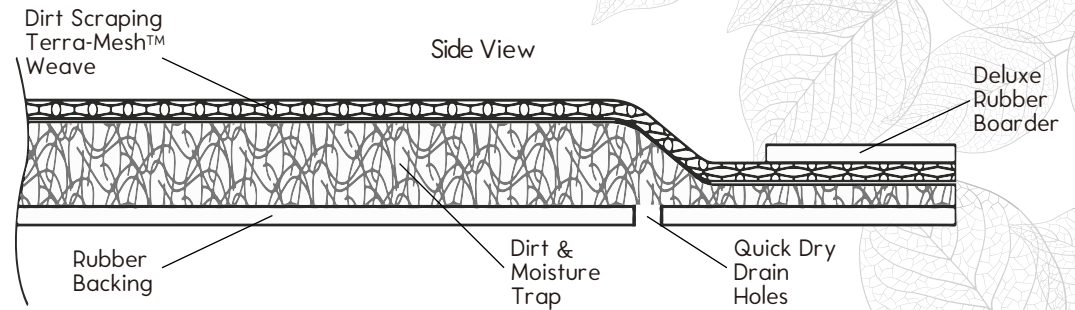
Parts:



AQUA-TERRA™ DOOR MAT DELUXE
(DESIGNS WILL VARY)


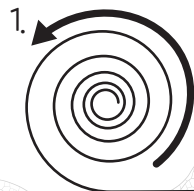
Here are some helpful hints to keep your Mat in top shape for years to come.

PATENT PENDING TERRA-MESH™ TECHNOLOGY



Unpacking Instructions:

1. Unroll Mat, gently shake mat and lay flat. The mat may take a day or more to completely lay flat from its rolled position.
2. The Mat may need time to lose its rolled up memory. One way to speed this up is by laying your new Mat in the sun to heat up and soften. If you live in a colder environment you can also bring the mat inside and lay the mat out as listed above until the mat lays flat.



2.

3.

Creases:

Try to keep the Mat rolled when not in use. **DO NOT FOLD.** Folding will produce creases that may not come out easily. Although every crease is different, most can be coaxed out. One method is to lay the Mat out flat and apply several books directly on the crease for a period of several hours or perhaps overnight. Another method is to use warm water poured over the spot to soften it and then knead out the crease. **DO NOT** iron your Mat or expose it to excessive heat, sunlight or flame.



Scan this QR code for the latest version of these instructions

Cleaning:

This should be done using only a mild detergent. If you desire to use a stronger solution or solvent, it should be tested first on a small portion of the mat to avoid removal of the surface and/or the printed pattern. A toothbrush or other bristle brush can help facilitate the removal of stubborn stains.

Storage:

The best way to store your new Mat is in a cool, dry area. Try to keep the Mat rolled up when not in use.

LIMITED 6 MONTH WARRANTY

This product has a six (6) month limited warranty on all materials and workmanship. Bernini® warrants the original purchaser of this product that the product will be free from manufacturing defects in workmanship and material for a period of six (6) months from the date of original purchase. If within six (6) months this product fails due to defect in material or workmanship, Bernini® will repair, replace or supply any defective part at their option. The purchaser must contact Bernini® and provide a description of the defective part, including digital pictures if requested, with this original purchase documentation as validation of warranty coverage.

This warranty does not cover or apply to: (a) damage to the product due to misuse, mishandling, and abuse, (b) products not used in accordance with instructions, (c) product not assembled or installed according to instructions, and (d) normal wear and tear.

Contact us for assistance at:
customercare@berninifountains.com

Imported by
QVC London
Building 8 Chiswick Park
566 Chiswick High Road LONDON W45XU

Manufactured by
Yeiser Research & Development, LLC
Santee, CA 92071 USA

MADE IN CHINA

