

Parts:



FLOWER ARRANGMENT


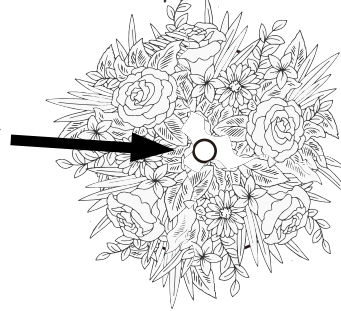
Scented Floral Arrangement with Aroma Difuser and Fragrance Oil - Instructions

1. Remove all contents from box.
2. Carefully take Flower arrangement out of plastic bag.
3. Arrange and fluff the Flowers to your liking

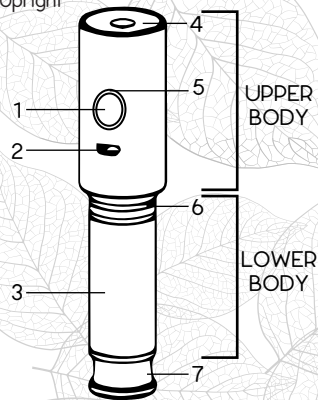
Note: Keep stems and leaves clear of the Difuser Holder in the center of the basket.

Top View

Place Diffuser
In the Diffuser
Holder



Upright



AROMA DIFFUSER

1. POWER BUTTON
2. MICRO-USB CHARGE PORT
3. WATER TANK
4. MIST NOZZLE
5. INDICATOR LIGHT (INSIDE)
6. MAX WATER LEVEL LINE
7. MIN WATER LEVEL LINE

UPPER
BODY

LOWER
BODY

Included:

- 1X MAIN UNIT
- 1X USB POWER CORD
- 3X COTTON REED (1X INSIDE UNIT, 2X REPLACEMENT)

Difuser Instructions:

1. Place filled Diffuser right side up in the Diffuser Holder with the upper portion of the Diffuser visible.
2. Press the Diffuser On/Off button to desired option.
3. Hang or place the arrangement in a well ventilated area.

How To Use:

1. Counter clockwise unscrew the Upper Body from the Lower Body of the Diffuser
2. Add the desired amount of Fragrance Oil drops into the Water Tank

Scent Strength Recommendations:

- 5 to 10 Drops - Very Light
- 10 to 20 Drops - Light
- 20 to 30 Drops - Medium
- 30 to 40 Drops - Strong

Do not exceed 40 Drops or use the Fragrance Oil without water

3. Fill the Water Tank with tap water or mineral water to the Level Line - Do not get the PowerButton or USB Port wet.
4. Insert the Cotton Reed in the Water Tank and the Upper Body, and screw together (Clockwise).

Diffusing Options:

- Press 1x: 1 spray (4 seconds) every 4 minutes for 2 hours. The Blue light will turn off after 1 cycle.
- Press 2x: 1 spray (2 seconds) every 12 minutes for 1 hour. The Blue light will turn off after 1 cycle.
- Press 3x: 1 spray (2 seconds) every 30 minutes for 2 hours. Blue light will turn off after 2 hours, timer will automatically turn on 24 hours later and repeat cycle.

Indicator Light & Charging:

1. Blue light indicates unit is on and diffusing.
2. Red light indicates the unit is charging.
3. Green light indicates full charge.
4. Purple light indicates charging and diffusing at the same time.
5. Blue light blinking indicates power depletion.
6. Plug USB cord into the USB Port to charge. Fully charged in 30 minutes to 1 hour.
7. Charge with USB cord only.
8. Power Off when not in use.

Care Guide:

1. Use in covered, and well ventilated areas.
2. Regularly flush the Water Tank with water after each use.
3. Remove old and used liquid.
4. If Mist Nozzle is clogged clean and wipe with a wet swab.
5. Blue light blinking indicates power depletion.
6. Plug USB cord into the USB Port to charge. Fully charged in 30 minutes to 1 hour.
7. Charge with USB cord only.

Warning:

1. Do not wet the Power Button or USB Port.
2. Keep out of reach of children and pets.
3. This is not a toy.
4. Do not repair device yourself.

LIMITED ONE YEAR WARRANTY

This warranty gives you specific legal rights and you may also have other rights which vary from state to state. This product has a one year limited warranty on all materials and workmanship. Bernini® warrants the original purchaser of this product that the product will be free from manufacturing defects in workmanship and material for a period of one (1) year from the date of original purchase. If within one (1) year this product fails due to defect in material or workmanship, Bernini® will repair, replace or supply any defective part at their discretion. The purchaser must contact Bernini® and provide a description of the defective part, including digital pictures if requested, with this original purchase documentation as validation of warranty coverage. This warranty does not cover or apply to: (a) damage to the product due to misuse, mishandling, and abuse, (b) products not used in accordance with instructions, (c) product not assembled or installed according to instructions, and (d) normal wear and tear. Call us for assistance at +1 (619) 449-2392 or you can email or mail us at: 9545 Pathway Street, Santee, CA 92071, customer care@berninifountains.com, Our Customer Care Department is available: Monday - Friday 8:30am to 4:00pm PST / 11:30am - 7:00pm EST

Please read first before returning:

Please call us for assistance at 1-619-449-2392 or email us at customer care@berninifountains.com. Our Customer Care Department is available: Monday - Friday 8:30am to 4:00pm PST, 11:30am to 7:00pm EST. If you have any questions regarding assembly, parts, or operation, please visit our website at www.berninifountains.com. You will find instructional videos on how to assemble and operate your fountain, and keeps you up to date on our newest products. You can also email us with any questions you have. This product comes with a one year limited warranty against materials and workmanship.



Scan this QR code for the latest version of these instructions

Specifications:

Rated Voltage:.....5V DC
Power Consumption:.....Max.5W
Water Tank Capacity:.....15ml & 10ml
Misting Output:.....Aprox 45ml/Hr
Dimensions:.....26 D X 116mm H , 26 D X 96mm H
Net Weight:.....Around 40 grams, 35 grams
Materials:.....Body Aluminum & Polypropylene