



INSTALLATION, OPERATION & MAINTENANCE INSTRUCTIONS

1455 Kleppe Lane ♦ Sparks, NV 89431-6467 ♦ (775) 359-4712 ♦ Fax (775) 359-7424
E-mail: haws@hawsco.com ♦ website: www.hawsco.com

No. 2080138(14)

Model 8164 Shower

NOTE TO INSTALLER: Please leave this information with the Maintenance Department.

LIMITED WARRANTY

HAWS warrants that this specific product is guaranteed against defective material or poor workmanship for a period of **one year from date of shipment**. HAWS liability under this warranty shall be discharged by furnishing without charge F.O.B. HAWS Factory any goods, or part thereof, which shall appear to the Company upon inspection to be of defective material or not of first class workmanship, provided that claim is made in writing to Haws within a reasonable period after receipt of the product. Where claims for defects are made, the defective part or parts shall be delivered to the Company, prepaid, for inspection. HAWS will not be liable for the cost of repairs, alterations or replacements, or for any expense connected therewith made by the owner or his agents, except upon written authority from HAWS, Sparks, Nevada. HAWS will not be liable for any damages caused by defective materials or poor workmanship, except for replacements, as provided above. Buyer agrees that Haws has made no other warranties either expressed or implied in addition to those above stated, except that of title with respect to any of the products or equipment sold hereunder and that HAWS shall not be liable for general, special, or consequential damages claimed to arise under the contract of sale.

The emergency equipment manufactured by HAWS is warranted to function if installation and maintenance instructions provided are adhered to. The units also must be used for the purpose for which they were intended. This product is intended to supplement first-aid treatment. Due to widely varying conditions, Haws cannot guarantee that the use of this emergency equipment will prevent serious injury or the aggravation of existing or prior injuries.

**NO OTHER WARRANTIES EXPRESSED OR IMPLIED ARE AUTHORIZED,
PROVIDED OR GIVEN BY HAWS.**

**SHOULD YOU EXPERIENCE DIFFICULTY WITH THE INSTALLATION OF THIS
MODEL PLEASE CALL:**

TECHNICAL SUPPORT: 1-800-766-5612

FOR CUSTOMER SERVICE: 1-888-640-4297

LOCATION OF UNIT: The Model 8164 Emergency Shower should be installed in close proximity to potential accident areas. It should be clearly identified free from obstructions and easy to access.

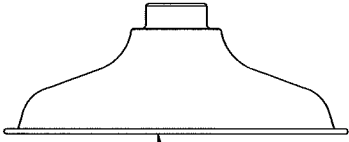
SUPPLY LINE: The minimum recommended line size is 1" IPS with 30-90 psi (2-6 ATM) flowing pressure. Where sediment or mineral content is a problem, an inlet filter is recommended.

PLUMBING CONNECTIONS: Inlet supply is female 1" IPS.

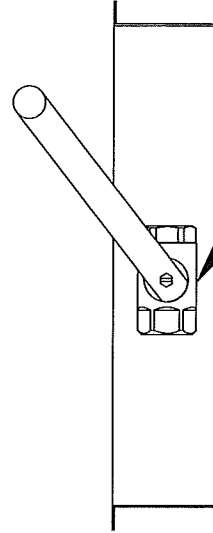
TROUBLESHOOTING	
PROBLEM	REPAIR CHECKLIST
1. No flow.	1. Check the main shut-off valve.
2. Insufficient water flow at the showerhead.	2. a. Verify minimum 30 psi (2 ATM) flowing supply line pressure. b. Probable clogging of flow control inside showerhead. Unscrew showerhead off of elbow and clean rubber flow control.

For more information about Haws products, see our website: www.hawesco.com

PARTS BREAKDOWN

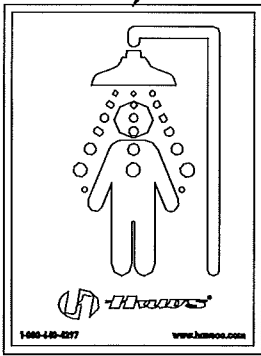


SP829HPS

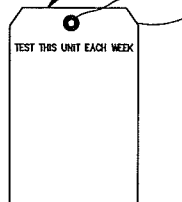


SHOWER VALVE ASSEMBLY

SP177 SHOWER SIGN



SP170 TEST TAG



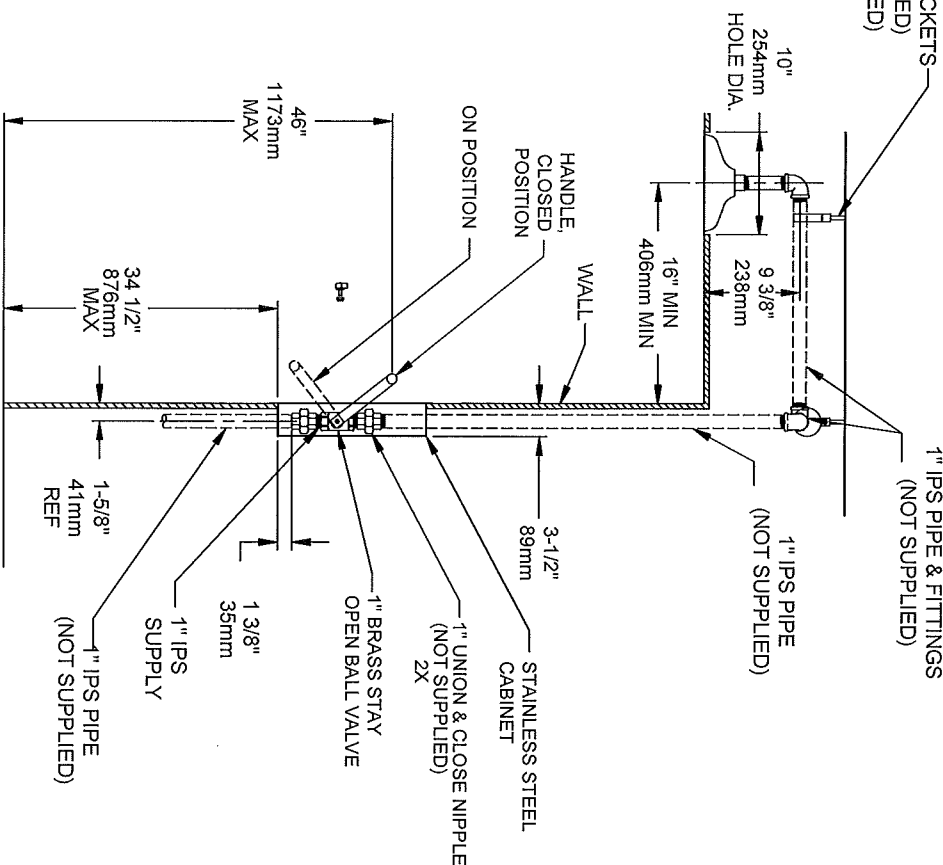
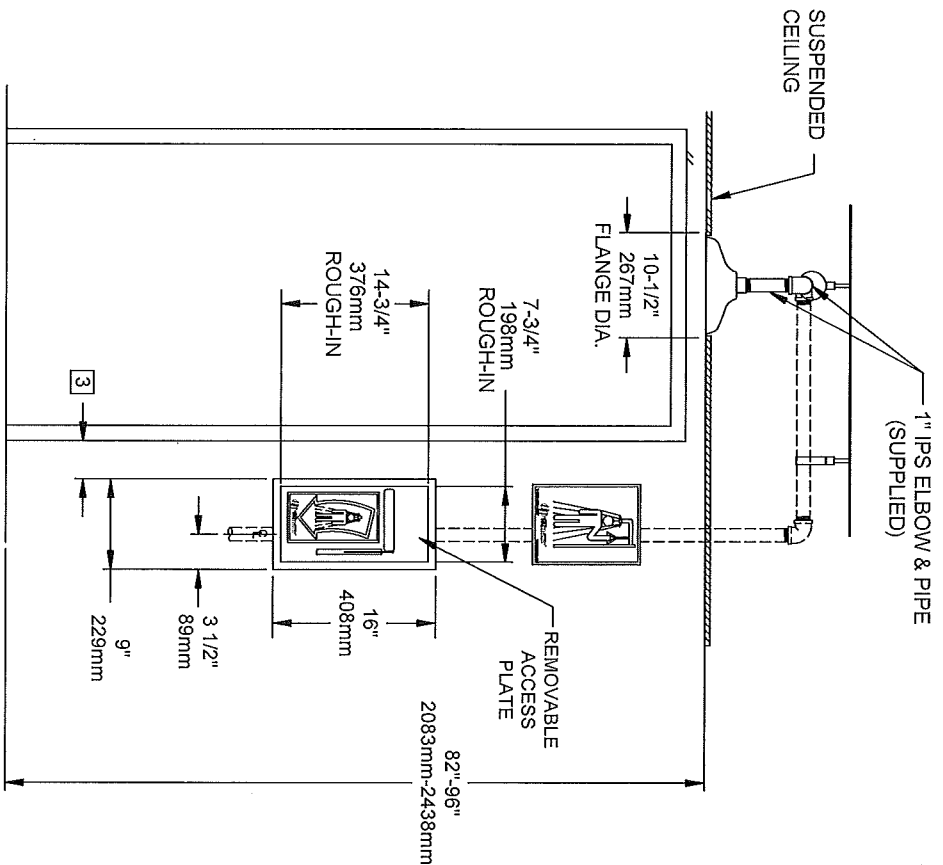
1" X 6-1/2"
HI POLISH NIPPLE
0003516457



 Haws [®]			1455 KLEPPE LANE SPARKS, NEVADA 89431 (775) 359-4712 FAX (755) 359-7424 E-MAIL: HAWS@HAWSO.COM WEBSITE: WWW.HAWSO.COM		
			ECN NO. REVISED PER BY	MODEL(S)	PART NUMBER
ECN: 4838 DATE: 05/27/98 CHKD: [Signature]	8164 SHOWER	0002080138			
DRAWN D.O. [Signature] APPROVED DATE: 10/10/13	SCALE: 1:6	DRAWING NO. 13623C00 REV 14			
DRAWING TYPE: PARTS BREAKDOWN		SIZE: A SHEET 1 OF 1			

WHEN ORDERING PARTS PLEASE SPECIFY MODEL NUMBER.

SEE SHIT. 2 OF 2 FOR ALTERNATE "HANG DOWN" INSTALLATION

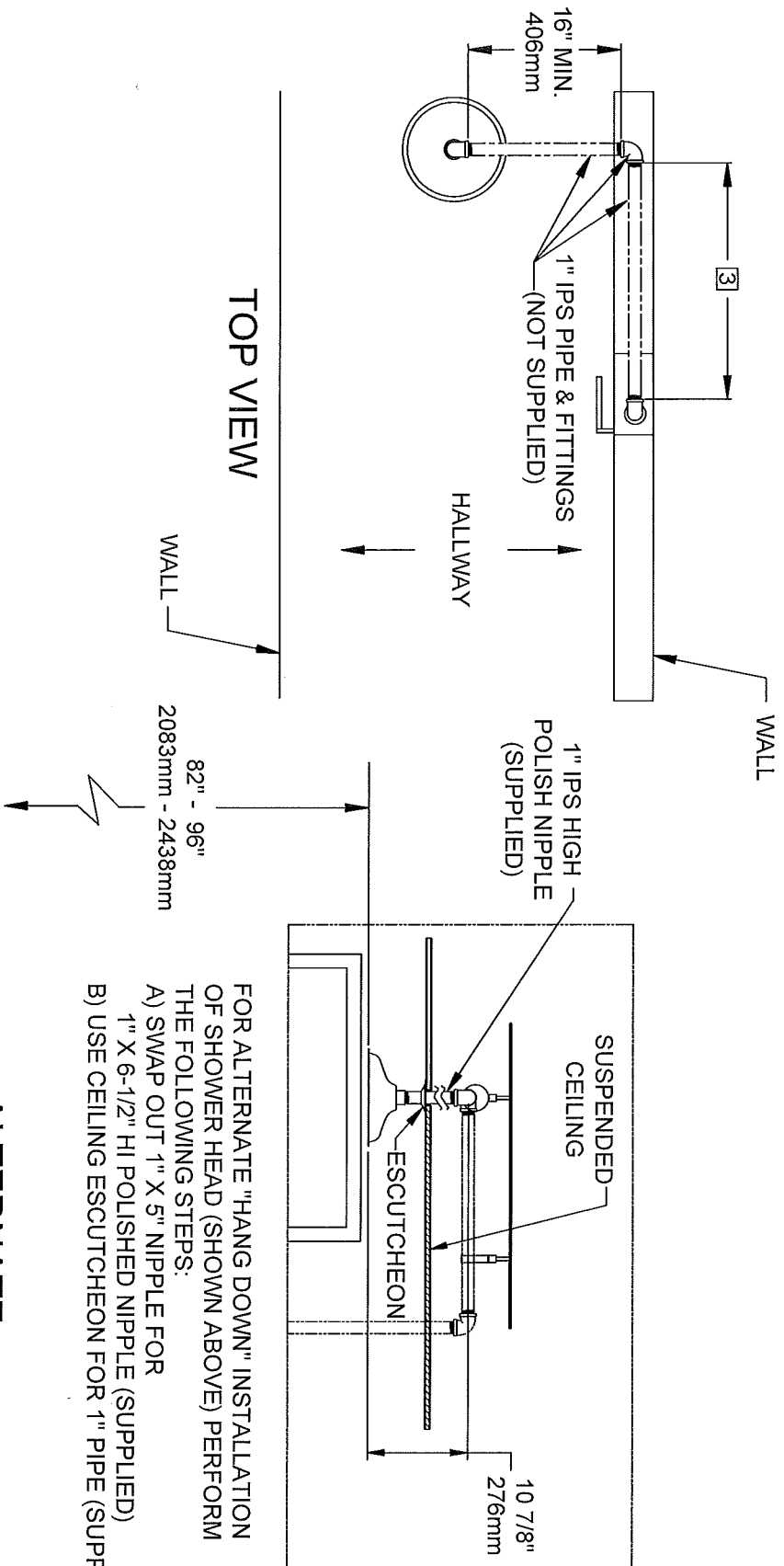


NOTES:

- TO COMPLY WITH ANSI Z358.1-2009 FOR EMERGENCY SHOWER EQUIPMENT:
 - UNIT SHALL BE INSTALLED IN ACCORDANCE WITH MANUFACTURER'S INSTRUCTIONS AND ACCEPTABLE PLUMBING PRACTICES.
 - SHOWER SHALL BE POSITIONED SO THAT SHOWER HEAD IS NOT LESS THAN 208.3 CM (82 IN.) NOR MORE THAN 243.8 CM (96 IN.) FROM SURFACE ON WHICH USER STANDS.
 - SHOWER SPRAY PATTERN SHALL HAVE A MINIMUM DIAMETER OF 50.8 CM (20 IN.) AT 152.4 CM (60 IN.) ABOVE SURFACE ON WHICH USER STANDS, AND CENTER OF SPRAY PATTERN SHALL BE LOCATED AT LEAST 40.6 CM (16 IN.) FROM ANY OBSTRUCTION.
- DIMENSIONS MAY VARY ±1/2" [12.7mm].

- INSTALL STAINLESS STEEL CABINET AS CLOSE TO DOOR JAM AS POSSIBLE.

		1455 KLEPPPE LANE SPARKS, NEVADA 89431 (775) 389-4712 FAX (775) 389-7424 E-MAIL: HAWS@HAWS.CO.COM WEBSITE: WWW.HAWS.CO.COM	
EGN NO. REVISED PER BY:	MODEL(S)	DATE:	DATE:
EGN 4888	8164	10/20/09	10/20/09
SHOWER		SCALE: 1/16"	
APPROVED:	DATE:	SCALE:	DRAWING TYPE: INSTALLATION
DATE:	SCALE:	SIZE:	SHEET: 1 OF 2
PART NUMBER: 0002080138.D		DRAWING NO.: 13622A00	
REV: 14		REV: 14	



NOTES:

1. TO COMPLY WITH ANSI Z358.1-2009 FOR EMERGENCY SHOWER EQUIPMENT:

- UNIT SHALL BE INSTALLED IN ACCORDANCE WITH MANUFACTURER'S INSTRUCTIONS AND ACCEPTABLE PLUMBING PRACTICES.
- SHOWER SHALL BE POSITIONED SO THAT SHOWERHEAD IS NOT LESS THAN 208.3 CM (82 IN.) NOR MORE THAN 243.8 CM (96 IN.) FROM SURFACE ON WHICH USER STANDS.
- SHOWER SPRAY PATTERN SHALL HAVE A MINIMUM DIAMETER OF 50.8 CM (20 IN.) AT 152.4 CM (60 IN.) ABOVE SURFACE ON WHICH USER STANDS, AND CENTER OF SPRAY PATTERN SHALL BE LOCATED AT LEAST 40.6 CM (16 IN.) FROM ANY OBSTRUCTION.

2. DIMENSIONS MAY VARY ±(1/2" [12.7mm]).

3. INSTALL STAINLESS STEEL CABINET AS CLOSE TO DOOR JAM AS POSSIBLE.

FOR ALTERNATE "HANG DOWN" INSTALLATION OF SHOWER HEAD (SHOWN ABOVE) PERFORM THE FOLLOWING STEPS:

A) SWAP OUT 1" X 5" NIPPLE FOR 1" X 6-1/2" HI POLISHED NIPPLE (SUPPLIED)

B) USE CEILING ESCUTCHEON FOR 1" PIPE (SUPPLIED)

**ALTERNATE
"HANG DOWN"
INSTALLATION**

		Haws®	
ECN NO. REVISED PER BY:	MODEL(S)	1455 KLEPPE LANE	
ECN: 488 HJM		SPARKS, NEVADA 89431	
DATE: 03/09/09	8164	(775) 359-4712 FAX (775) 359-7424	
APPROVED:	SHOWER	E-MAIL: HAWS@HAWSCO.COM	
SCALE: 1/16"		WEBSITE: WWW.HAWSCO.COM	
DRAWING TYPE: INSTALLATION		PART NUMBER: 0002080138.D	
SIZE: A		DRAWING NO.: 13622A00	
		REV: 14	
		SHEET: 2 OF 2	