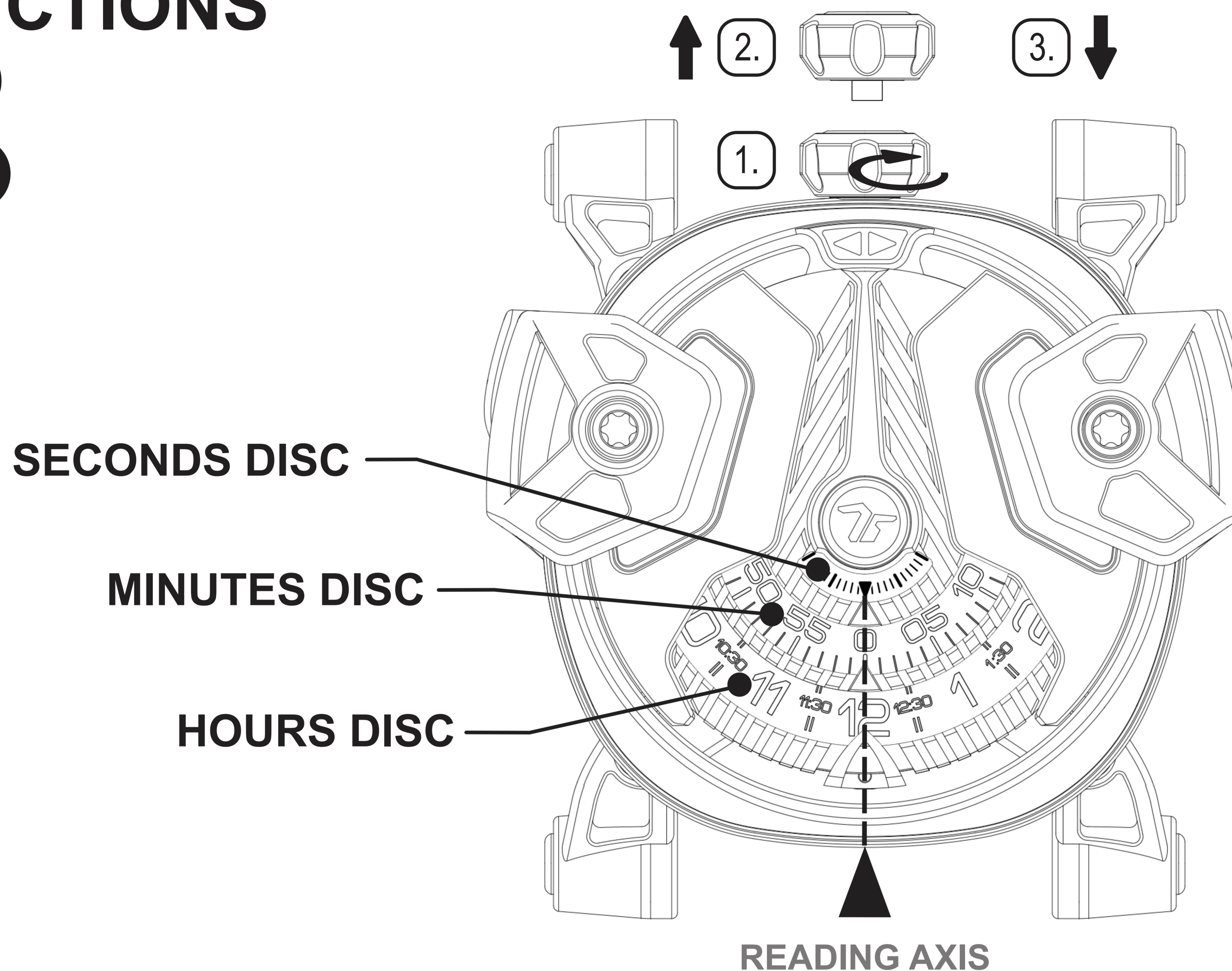


INSTRUCTIONS FREE-D

DISPLAY



> All 3 discs rotate clockwise

AUTOMATIC MOVEMENT - SELLITA SW300-1 - SWISS MADE

WINDING THE MAINSPRING

An automatic watch can also be hand winded by turning the crown clockwise in normal position. To engage the movement, manually wind approx. 20 times, then once wearing the watch the rotor will continue to charge automatically.


SETTING THE TIME

1. Unscrew counter clockwise.
2. Pull out the crown to the maximum, to set the time.
3. After the time has been set, push the crown all the way back to normal position, and screw back in.

TIME READING

DISPLAY (12h)

EXAMPLE 1




10:31

HOURS: 10AM OR PM

MINUTES: 31MIN

EXAMPLE 2



6:10

HOURS: 6AM OR PM

MINUTES: 10MIN