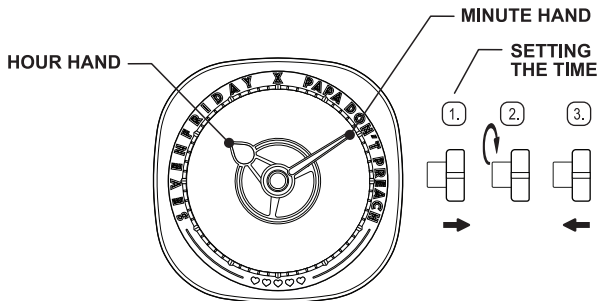


# INSTRUCTIONS - DISPLAY

C1/01, C2/01



MOVEMENT - RONDA 712 - SWISS QUARTZ

3ATM/30M WATER RESISTANT

## SETTING THE TIME

1. Pull the crown out to the first click position.
2. Turn the crown to set hour and minute hands.
3. After the time has been set, push the crown back to the normal position.


## BATTERY

- Type 371
- Standard battery life, approximately 60 months
- To conserve up to 70% of the watch's battery life when it's not in use, it is advised to pull the crown out to the first click position.

# TIME READING

DISPLAY (12H)

EXAMPLE 1




10:08

HOURS: 10 AM OR PM

MINUTES: 08 MIN

EXAMPLE 2



5:33

HOURS: 5 AM OR PM

MINUTES: 33 MIN