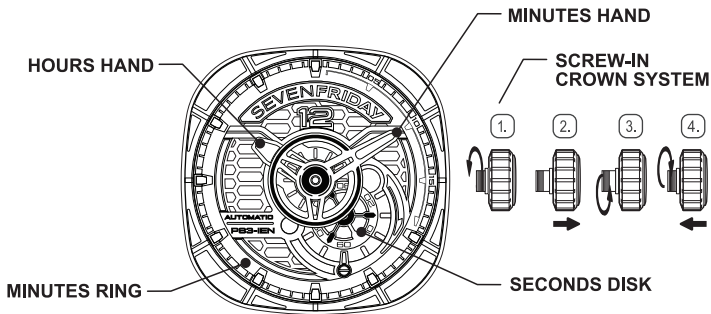


INSTRUCTIONS - DISPLAY

PS3/03, PS3/04, PS3/05



AUTOMATIC MOVEMENT - MIYOTA 82S5 - MADE IN JAPAN

10ATM/100M WATER RESISTANT

WINDING THE MAINSPRING

Unscrew the crown, until you hear a click (position 1). Automatic winding watch can also be hand wound by turning the crown clockwise in position 1. Wind 15-20 times and it will start to move, after slightly shaking.


SETTING THE TIME

1. Unscrew the crown, until you hear a click.
2. After hearing the click, pull out the crown.
3. Adjust the time, by rotating the crown upwards or downwards.
4. After the time has been set, push the crown back and screw it into normal position.

TIME READING

DISPLAY (12H)

EXAMPLE 1




10:08:10

HOURS: 10 AM OR PM

MINUTES: 08 MIN

SECONDS: 10 S

EXAMPLE 2



5:33:54

HOURS: 5 AM OR PM

MINUTES: 33 MIN

SECONDS: 54 S