

SEPTEMBER '22

FAMFAB MINIMAG

Family
Fabrics

HAND
CRAFTED
DESIGNS

EST.
2019



HI THERE!

Our second issue isn't a drop less colorful than the first, even if we are heading towards darker days and cooler nights.

Autumn presents itself with the most beautiful colors and at Family Fabrics we love to celebrate all beauty.

We are looking forward to layering up and combining prints, long sleeves to cover up in style and cosy afternoons listening to the rain (whilst sewing a new wardrobe).

Let's play some old records and make a cup of tea, because autumn is around the corner!





AUTUMN DAYS

CHANGING SEASONS

The magic of leaves changing color in autumn is one of nature's finest gifts and the inspiration for our new collection of prints for upcoming season.




**NEW
NEW
NEW
PRINTS**



AUTUMN '22



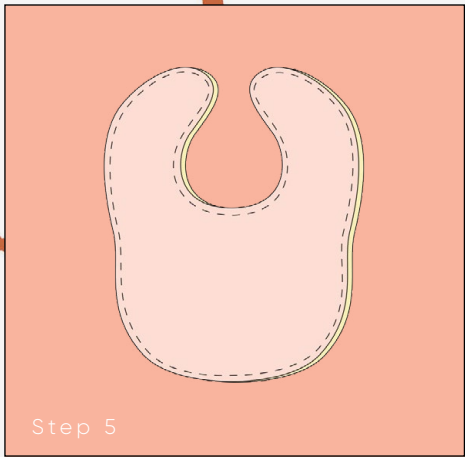
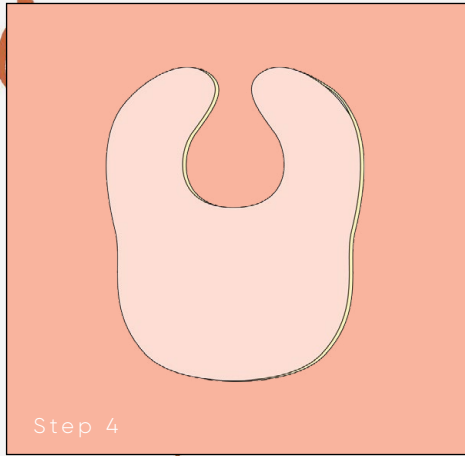
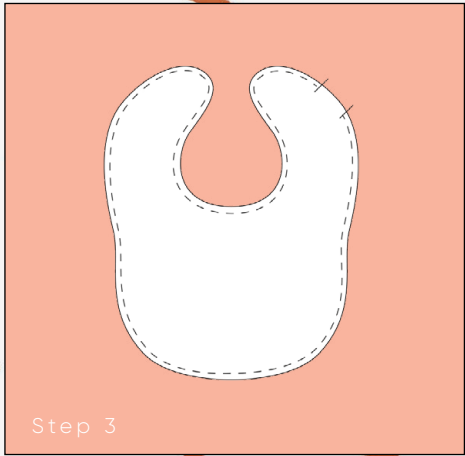
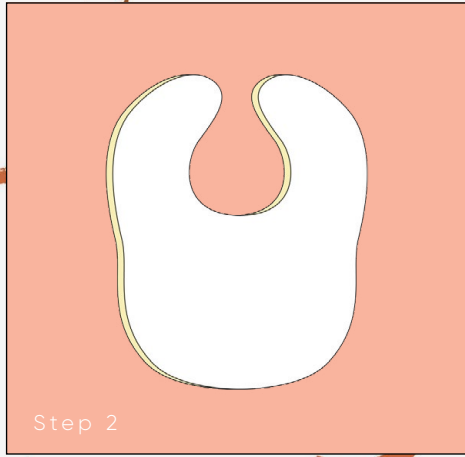
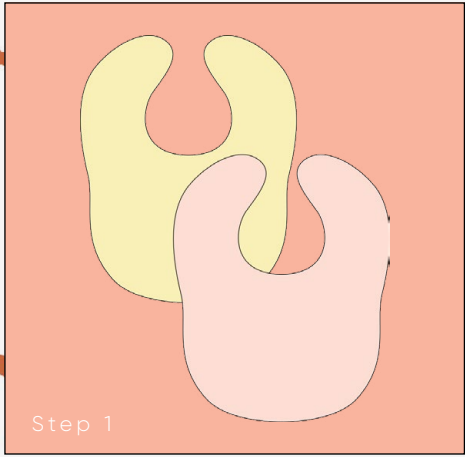
And then summer ended, a feeling captured so perfectly in one of the most beautiful songs ever made. When listening to "Autumn in New York", with all its melancholy, you can hear the leaves falling, see the colors changing and feel the raindrops on your skin. Let's welcome the new season with a new collection of cheerful designs for young and old that is perfect for layering!



LET'S
MAKE
IT!

REVERSIBLE BIB

Now, you've made all these cute outfits for your baby and then the little monster wants to eat... No worries! Here's a free sewing pattern for a quick and easy bib, perfect for small pieces of leftover fabric! For this (naptime)project you'll also need a sewing machine & some snap buttons.



FAMFAB
REVERSIBLE BIB

CUT 2

GRAINLINE

FOLD

HERE'S A LITTLE GIFT

Trace this pattern with tracing paper or take out these pages and cut out the pattern. Good luck and don't forget to share your version on instagram with #familyfabrics !



OKAY, LET'S GO!

- 1: Place the pattern (page 12 & 13) on the fold of your fabric and cut out, seam allowance is included. We recommend using scraps of fabric, any type will do.
- 2: Place the two sides together, right side to right side.
- 3: Sew along the edge with a straight stitch. Leave a 2,5 cm gap.
- 4: Turn the bib inside out and push out all the edges, press flat.
- 5: Top stitch around all edges, this will close up the gap as well.
- 6: Place snap buttons on both sides of the opening and voilà, you've made a reversible bib!



**NEW
NEW
NEW
FABRIC**

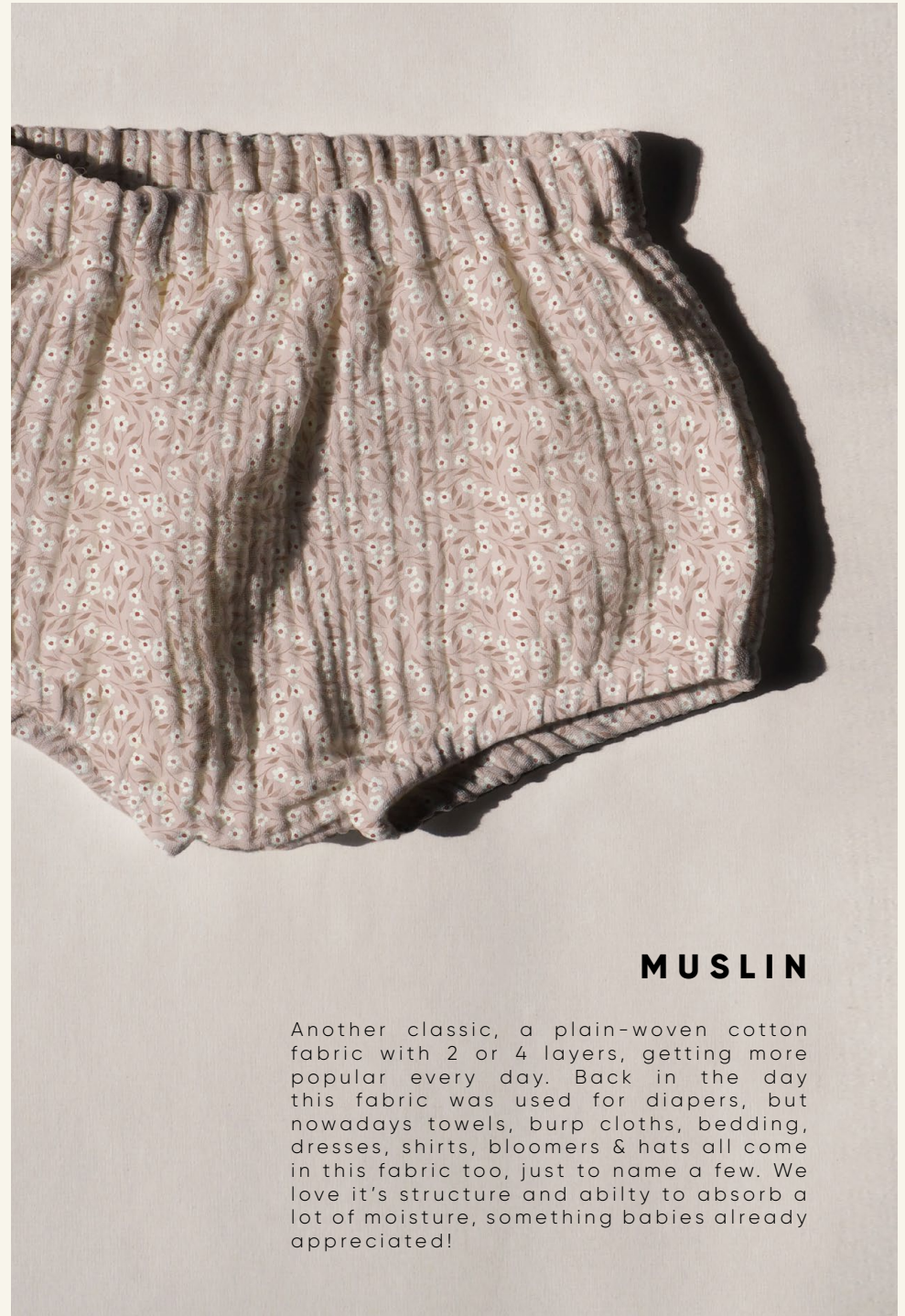
ECOVERO VISCOSE

This supple and smooth fabric is made from certified renewable wood sources using an eco-responsible production process by meeting high environmental standards, LENZING™ ECOVERO™ fibers tailor to a sustainable lifestyle, contributing to a cleaner environment (while looking stylish at the same time).





FABRIC FAVOURITE



MUSLIN

Another classic, a plain-woven cotton fabric with 2 or 4 layers, getting more popular every day. Back in the day this fabric was used for diapers, but nowadays towels, burp cloths, bedding, dresses, shirts, bloomers & hats all come in this fabric too, just to name a few. We love it's structure and ability to absorb a lot of moisture, something babies already appreciated!



COLOR CRUSH

AUTUMN LEAF

Available in Jersey, 4X4 and 8X4 Rib.
What's in a name? It may not come as a surprise that this color is our absolute fall favourite!





JOIN THE FAMILY

Check out www.family-fabrics.com & follow us on Instagram @familyfabricsdesign for more inspiration, designs and fabrics.

