

Tower of Music 2

User
Manual
Wireless Speaker

MONSTER



STOP

FOR QUESTIONS
OR TECHNICAL
SUPPORT

Please Call:

1-800-976-0677

Please do not return this
product to the store.

Portable, Wireless Speaker with built in Bluetooth, NFC, Power Bank, and EZ-Play

Bocina inalámbrica con Bluetooth, NFC, banco de energía, y tecnología EZ-Play

TABLE OF CONTENTS

Warning & FCC Statement	3
Safety Instructions	4
Unpacking	5
Speaker Component	5
Getting Started	5
Charging Battery	5
Bluetooth Connection	6
NFC Connection	6
EZ-Play Wireless Connection	6
3.5 MM Aux Input	7
USB Charging Power Bank	7
Making Phone Calls	7
Specifications	8
Limited Warranty	9

FCC WARNING STATEMENT

Changes or modifications not expressly approved by the party responsible for compliance could void the user's authority to operate the equipment. This equipment has been tested and found to comply with the limits for a Class B digital device, pursuant to Part 15 of the FCC Rules.

These limits are designed to provide reasonable protection against harmful interference in a residential installation. This equipment generates, uses, and can radiate radio communications. However, there is no guarantee that interference will not occur in a particular installation. If this equipment does cause harmful interference to radio or television reception, which can be determined by turning the equipment off and on, the user is encouraged to try to correct the interference by one or more of the following measures:

- Reorient or relocate the receiving antenna.
- Increase the separation between the equipment and receiver.
- Connect the equipment into an outlet on a circuit different from that to which the receiver is connected.
- Consult the dealer or an experienced radio/TV technician for help.

FCC Radiation Exposure Statement

This equipment complies with FCC radiation exposure limits set forth for an uncontrolled environment. In order to avoid the possibility of exceeding the FCC radio frequency exposure limits, Human proximity to the antenna shall not be less than 20cm (8 inches) during normal operation.



A lightning flash and arrowhead within an equilateral triangle denotes the presence of insulated "dangerous voltage" within the product's enclosure. The voltage may be of sufficient magnitude to constitute a risk of electric shock to persons who come into contact with it.



An exclamation point within an equilateral triangle denotes the presence of important operation & maintenance/service instructions.

WARNING

PREVENT FIRE AND SHOCK HAZARDS. DO NOT USE EXTENSION CORDS OR OUTLETS THAT EXPOSE PLUG BLADES. DO NOT EXPOSE CABLES AND PLUGS TO RAIN OR MOISTURE.

DO NOT ATTEMPT TO PERFORM ANY SERVICING THAT IS NOT INCLUDED IN THE OPERATING INSTRUCTIONS. DO NOT ATTEMPT TO REPLACE THE BATTERY, AS INCORRECT INSTALLATION CAN CAUSE FIRE OR EXPLOSION. FOR SERVICE, CONTACT QUALIFIED SERVICE PERSONNEL.

DO NOT REMOVE COVER OR BACK OF PRODUCT. THERE ARE NO USER-SERVICEABLE PARTS INSIDE. ATTEMPTING TO MODIFY CONTROLS OR PERFORMANCE BEYOND MANUFACTURER SPECIFICATIONS MAY RESULT IN HAZARDOUS EXPOSURE TO RADIATION.

IMPORTANT SAFETY INSTRUCTIONS

1. **Read all instructions** and save them for personal reference in the future.
2. **Follow all directions** for operating the product.
3. **Heed all warnings** on the product and in the operation instructions.
4. **Clean with a dry cloth only.** Always unplug the product from any power source before cleaning.
5. **Do not use third-party attachments** or non-recommended accessories with this product.
6. **Do not place product on an unstable surface**, such as a cart, stand, tripod, table, etc. Unstable surfaces may cause the product to fall and cause serious injury to people and serious damage to the product. Follow all manufacturer instructions for mounting and accessories.
7. **Do not block or cover ventilation slots.** Openings in the product cabin ensure reliable operation and prevent overheating. Avoid placing on beds, sofas, and rugs, or mounting on racks or bookcases, unless proper ventilation is provided.
8. **Do not use plug incorrectly.** The product may come with a polarized, alternating-current line plug (one blade is wider/larger than the other). This is a safety feature: the plug will only go into outlet receptacles one way. Do not force the plug. If the plug does not fit, contact your electrician to replace the outlet.
9. **Prevent power cord hazards.** Route cords to avoid walking on them or pinching them, especially at plug ends and connection points to the product & power outlets.
10. **Unplug power cord when not in use.** The product should not be plugged into a power source when not in use for long periods of time.
11. **Do not use this product near bodies of water.** The product is not waterproof and cannot be fully submerged in water. Power cords and electric currents should never be exposed to water.
12. **Do not set up near heat sources.** Avoid radiators, stoves, heat registers, amplifiers, and other devices that produce heat. Avoid long exposure to sunlight and high temperatures.
13. **Refer all service to qualified personnel.** If the product becomes damaged during use or encounters a malfunction, contact qualified service personnel. Do not attempt to service yourself.
14. **To use wirelessly, disconnect AC plug completely.** The plug must be completely disconnected from the power outlet.



UNPACKING

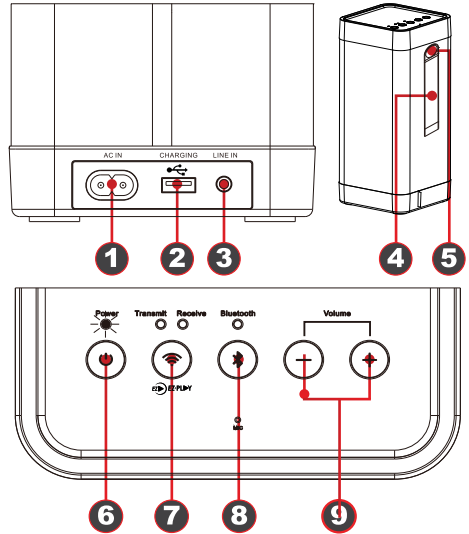
This box includes the following items:

- Monster Tower of Music 2 speaker
- AC Power Cable
- Audio Cable
- User Manual (incl. Limited Warranty Statement)
- Quick Start Guide

If any items are missing, contact our customer service team at 1.800.976.0677.

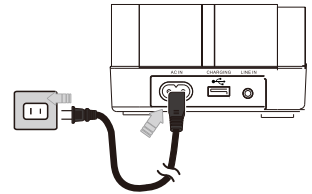
SPEAKER COMPONENTS

1. AC power input
2. USB port (5V x1)
3. AUX input
4. Leather handle
5. Wall mounting knob
6. Power ON/OFF
7. EZ-Play TRANSMIT/RECEIVE
8. Bluetooth pairing
9. Volume DOWN/UP



GETTING STARTED

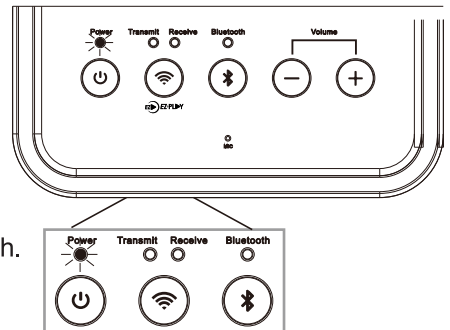
- Connect the AC cable to the speaker.
- Plug the AC cable into a wall outlet.
- Press the Power button to turn the speaker ON (GREEN LED will turn on, and voice confirmation).
- Speaker will enter Bluetooth pairing mode (BLUE LED will flash).
- If 3.5mm AUX cable is plugged in, speaker will automatically enter AUX mode.



CHARGING BATTERY

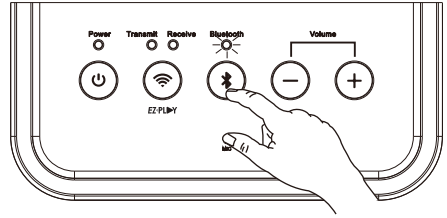
NOTE: Before first use, charge for ~10 hours.

- Connect speaker to AC outlet via AC power input to charge the battery (RED LED will turn on).
- When fully charged, RED LED will turn off.
- When low on battery life, RED LED will flash.




BLUETOOTH CONNECTION

- Make sure Bluetooth function is enabled on your device.
- Place Bluetooth device and speaker within pairing distance (~3 ft.).
- Press and hold Bluetooth button for 3 seconds to enter pairing mode (BLUE LED will flash).
- Search for Bluetooth connections on your device. Select "TOWER OF MUSIC 2".
- Speaker will confirm connection with audible sound (BLUE LED turns solid).



NFC CONNECTION (SELECTED DEVICE MUST BE ANDROID)

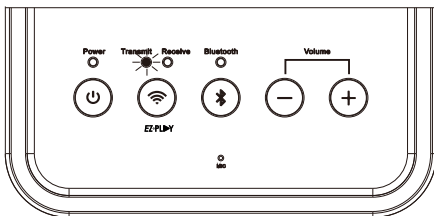
- Turn on Bluetooth on your NFC-compatible device.
- Tap your NFC-compatible device onto the speaker's NFC logo.
- When paired, BLUE LED will stop flashing and remain steady.



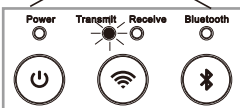
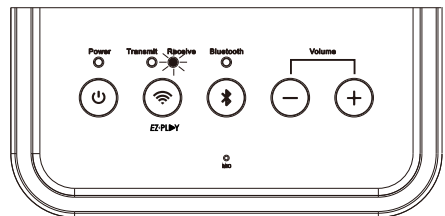
EZ-PLAY WIRELESS CONNECTION (ADDITIONAL SPEAKERS SOLD SEPARATELY)

- Press the EZ-PLAY button TRANSMIT EZ-Play connection (AMBER LED will flash on TRANSMIT).
- Press and hold the EZ-PLAY button on another EZ-PLAY speaker for 3 seconds to RECEIVE EZ-PLAY connection (AMBER LED will flash on RECEIVE).
- When speakers connect, the same audio will play from each speaker (AMBER LED will turn solid).
 - When connection is established, speakers will automatically connect whenever both are powered ON and in range.
 - When speaker is converted to RECEIVE, AUX input and Bluetooth features are disabled.
 - Repeat steps with multiple speakers (up to 8 total) to play music in multiple areas.

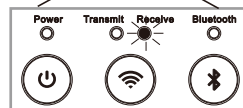
Transmitting Speaker



Receiving Speaker



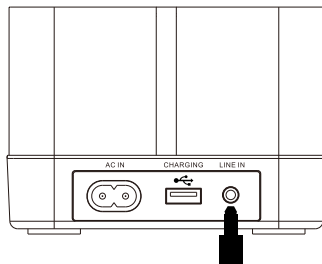
Amber



Amber

3.5MM AUX INPUT

- Plug a 3.5mm cable into the AUX input. Speaker will automatically turn off Bluetooth function and switch to AUX.
- Connect any audio device to the 3.5mm audio jack to play audio through the speaker.
- Control volume on the speaker or use the connected device's playback functions.



USB CHARGING POWER BANK





The Tower of Music 2's 11.1V 2200mAh battery can be used as a power bank to charge your smartphone or other device on-the-go. USB port is compatible with devices that require up to 5V/500mA.

Items	Parameters
Capacity of Built-in Battery	11.1 V 2200mAh battery
Power Bank Output	voltage DV:5V
Power Bank Max	output current 500mA

MAKING PHONE CALLS

When your mobile device is connected to the speaker, you can interact with phone calls through the speaker buttons, and also talk via the speaker's built-in microphone.

Phone Call Actions		
Redial Last Number	Music/Standby mode	Press BT button TWICE
Cancel Call	Calling	Press BT button
Answer Call	Incoming Ring	Press BT button
Reject Call	Incoming Ring	Press and hold BT for about 2 seconds
Microphone Mute	During a call	Press and hold BT for about 2 seconds
Cancel Mute	During a call	Press and hold BT for about 2 seconds
End Call	During a call	Press BT button

Led Status Indicators			
Green Power LED		On	Unit power on mode
		Off	Unit in Standby mode
Red Charging LED		Off	Unit in Standby mode / Fully charged
		Slow Flash	Low in Battery indication
Blue Bluetooth LED		On	Charging in progress
		Steady On	Unit is connected with BT device
		Slow Flash	Unit is in BT waiting mode
Amber EZ-Play LED		Fast Flash	Unit is in BT pairing mode
		Steady On	EZ-Play Speakers connected
		Slow Flash	No connection / Lost connection
		Fast Flash	Scan Transmit unit signal / send signal to receive unit (connection request)

SPECIFICATIONS

General	
Input(s)	Bluetooth / AUX / NFC / EZ-Play (TWS)
Output	USB Power Bank
Control Buttons	Power, EZ-Play, Bluetooth, Volume DOWN, Volume UP
LED Indicators	Power, Transmit, Receive, Bluetooth
Battery	11.1V 2200mAh, approx. 8 hours of wireless use
USB Power Bank	5V/500mA
Power Input	AC 90~240V
Power Save	Auto-sleep after 2 minutes with no signal, power down after 30 minutes of sleep mode
Speaker Output	5W x 2+10W
Driver Layout	2.5" Driver (x2), 3" Driver (x1), 3" Passive Radiator (x2)
THD + Noise	<10%
Cabinet Material	Plastic
Dimension (W x H x D)	10.5" x 4.8" x 4.8"
Weight	4.2 lbs.

Key	
Power On / Off	Press to turn the speaker ON / Press and hold to turn speaker OFF
EZ-Play	Press to TRANSMIT / Press and hold to RECEIVE
Bluetooth	Press and hold to enter pairing mode
Volume DOWN (-)	Press to decrease speaker volume
Volume UP (+)	Press to increase speaker volume

Operating Temp	
Operating Temperature Range	32F° - 104F°
Operating Humidity Range	40~90% RH
Storage Temperature Range	-13F° to 158F°

Connections	
3.5mm AUX In	x 1
USB Port	x 2 (5v Parallel 2.A)
AC In	x 1
6.3 mm Line in	x 1

Connections	
Bluetooth Version	4.2 + EDR
Bluetooth Profile	A2DP, AVRCP
Bluetooth Range	10m (33ft.)

Limited Warranty

Model BTW318

This Monster-branded product, marketed as new, in the original carton to the original purchaser ("Product"), is warranted by Russell Distribution Company, LLC against manufacturing defects in materials and workmanship for a limited warranty period of Ninety (90) Days for Labor and One (1) year for Parts. This Limited Warranty is conditioned upon proper use of Product by you, the Purchaser.

This Limited Warranty does not apply to store display products and product sold as a "marked down" special, in "as is" condition, "close outs", "liquidation and clearance sales", "open box", products missing accessories, or no fault found.

Proof of purchase in the form of a Bill of Sale, Receipt or Receipted Invoice is evidence the Product is within the limited warranty period. The Bill of Sale, Receipt or Receipted Invoice must be presented as a pre-condition to obtaining the limited warranty service.

This limited warranty begins on the original date of purchase and is valid only on Products purchased through authorized dealers and used in the United States, and Puerto Rico, by the original Purchaser. To receive warranty service, the Purchaser must first contact us for problem determination and service procedures. The original dated bill of sale, receipt or receipted invoice must be presented upon request as proof of purchase.

We will repair your product or if repairs cannot be made, we will replace it at no charge with the same or similar product. If the Product is defective as specified in this limited warranty during the limited warranty period, we may use new or remanufactured parts to repair the Product. All replaced parts and products become our property and must be returned to us. Replacement parts and products assume the remaining original limited warranty, or ninety (90) days, whichever is longer.

Product freight must be prepaid by you, the original Purchaser and shipped in either its original packaging or packaging affording an equal degree of protection. We will not be responsible for or obligated to replace damaged Products.

If the Product is received damaged, it is your responsibility as the consumer to file a claim against the carrier. We will only store the damaged Product for 30 days and reserve the right, in our sole discretion, to dispose of the damaged Product or ship it back to you at your expense after 30 days.

This limited warranty covers manufacturing defects in materials and workmanship encountered in normal, and except to the extent otherwise expressly provided for in this statement, noncommercial use of this Product, and shall not apply to the following, including, but not limited to: Damage which occurs in shipment; delivery and installation; applications and uses for which this Product was not intended; altered Product or serial numbers; cosmetic damage or exterior finish; accidents, abuse, neglect, fire, water, lightning or other acts of nature; use of products, equipment, systems, utilities, services, hardware, supplies, accessories, applications, installations, repairs, external wiring or connectors not supplied or authorized by us or the manufacturer, which damage this Product or result in service problems; incorrect electrical line voltage, fluctuations and surges; customer adjustments and failure to follow operating instructions, cleaning, maintenance and environmental instructions that are covered and prescribed in the instruction book; reception problems and distortion related to noise, echo, interference or other signal transmission and delivery problems; burned-in images. Uninterrupted or error-free operation of the Product is not warranted.

THERE ARE NO EXPRESS OR IMPLIED WARRANTIES OTHER THAN THOSE LISTED AND DESCRIBED ABOVE, AND NO WARRANTIES WHETHER EXPRESS OR IMPLIED, INCLUDING, BUT NOT LIMITED TO, ANY IMPLIED WARRANTIES OF MERCHANTABILITY OR FITNESS FOR A PARTICULAR PURPOSE, SHALL APPLY AFTER THE EXPRESS WARRANTY PERIODS STATED ABOVE, AND NO OTHER EXPRESS WARRANTY OR GUARANTY GIVEN BY ANY PERSON, FIRM OR CORPORATION WITH RESPECT TO THIS PRODUCT SHALL BE BINDING ON US. REPAIR OR REPLACEMENT AS PROVIDED UNDER THIS LIMITED WARRANTY IS YOUR EXCLUSIVE REMEDY AS THE CONSUMER. WE SHALL NOT BE LIABLE FOR ANY INCIDENTAL, OR CONSEQUENTIAL DAMAGES FOR BREACH OF ANY EXPRESS OR IMPLIED WARRANTY ON THIS PRODUCT; EXCEPT TO THE EXTENT PROHIBITED BY APPLICABLE LAW, ANY IMPLIED WARRANTY OF MERCHANTABILITY OR FITNESS FOR A PARTICULAR PURPOSE ON THIS PRODUCT IS LIMITED FOR THE DURATION OF THIS LIMITED WARRANTY. THIS LIMITED WARRANTY SHALL NOT EXTEND TO ANYONE OTHER THAN THE ORIGINAL PURCHASER OF THIS PRODUCT, IS NONTRANSFERABLE AND STATES YOUR EXCLUSIVE REMEDY.

Some states do not allow limitations on how long an implied warranty lasts, or the exclusion or limitation of incidental or consequential damages, so the above limitations or exclusions may not apply to you. This limited warranty gives you specific legal rights, and you may also have other rights which vary from state to state. Any provision contained herein which is found contrary to state or local laws shall be deemed null and void and the remaining provisions shall continue in full force and effect.

To obtain warranty service:

Telephone: 800-976-0677

MONSTER[®]



Incredible Sound

- 3 way speakers with 270° sound so you don't miss a beat
- 1 2 x 2.5" side-firing tweeters
- 2 1 x 3" front-firing full range speaker
- 3 2 x 3" side-firing passive radiators
- 20 watts of high fidelity sound.
- Class-D Amplification for best performance.
- Built-in rechargeable battery support up to 8 hours music playtime.



Easy Connectivity

- Easy connectivity with Audible Confirmation
- Supports Bluetooth for wireless streaming.
- Bluetooth 3.0 A2DP v1.2 / AVRCP v1.4.
- NFC (Near Field Communication) for easy pairing.
- 3.5mm Aux input.

Monster and the M Monster logo are registered trademarks of Monster, Inc. and its subsidiaries in the U.S. and other countries, used under license. Pure Monster Sound is a trademark of Monster, Inc. and its subsidiaries in the U.S. and other countries, used with permission.

The Bluetooth[®] word mark and logos are registered trademarks owned by Bluetooth SIG, Inc. Other trademarks and trade names are those of their respective owners.