

Frog's Bog



Author: Marielle Bayliss
Illustrator: Mariela Malova
Age: 3-7
Format: Paperback
Language: English
Size: 250 x 250mm
Publication date: March 2023
Price: £7.99

Themes

Friendship
Kindness
Team work

Front cover

Discussion

What can you see on the cover? Describe the illustration.

Where is the Frog? What could be his name?

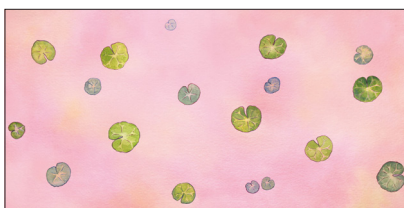
The name of the author and illustrator are on the cover.

Have you seen a frog?

How do you think the frog is feeling?

Activities

Create a water bog in a washing up bowl or water trough, place plants, animals and creatures to play small world activities.



Inside spread

Discussion

Do you see the lily pads? How many can you count?

Talk about the text and picture on these pages.

Which is your favourite illustration?

Discuss the place to put your name - why would you do that?

Activities

Paint a picture using leaf prints around the border.



Pages 4 & 5

Discussion

What do you see on these pages?

Listen carefully to the words - they rhyme. That means they sound similar.

Who lives in the pond?

Where does the spider live?

Activities

Find out about animals and creatures and where they live - in, on, under... What are their homes called?

Pages 6 & 7

Discussion

Who is this jumping around?

What noises do you think he is making? Boing, splash..

Activities

Practice moving and miming in different ways for example waking up, shopping, cooking..



Pages 8 & 9

Discussion

Oh dear, what has happened to the frog?

Have you ever got sopping wet? When?

Who else is on this page?

How many bees are there? Describe them.



Pages 10 & 11

Discussion


Why is the frog watching the fly?

What is your favourite food?

Think about what each of the creatures in the book enjoy eating.

Activities

Create a recipe book for the play area or a recipe book for the creatures.



Pages 12 & 13

Discussion

Can you see bugs in these pictures?

Do you see the dragonfly? What colour is he?


Poor frog won't have any lunch - what else could he eat?

Activities

Investigate healthy and unhealthy foods.



Pages 14 & 15



Discussion

Where is the frog now?

What do you see in the distance?

The water around a castle is called a moat.

Activities

Find out about castles in your area - go on a visit.



Pages 16 & 17

Discussion

Someone has dived into the water. Why did he do that?

Oh no, the boat has capsized!

Activities

Investigate the floating and the sinking - try to guess what will float and sink before you begin - were you correct?



Pages 18 & 19

Discussion

What song do you think the rook and blackbird are singing?

What is the frog looking at? A waterfall.

Activities

Look at pictures or videos of waterfalls in Wales and other countries.



Discussion

The frog is whistling - can you whistle?

Who is knock, knock, knocking? A woodpecker.

Activities

Practice clapping different beats for frog (1) and wood-peck-er (3)

Pages 22 & 23

Discussion

Can you see the hole in the tree? The woodchips are flying everywhere.


Why is the frog jumping in the water?

Activities

Collect twigs and bits of wood and leaves to create a collage from natural materials outdoors.



Pages 24 & 25



Discussion

How is the frog feeling? He is hungry!
 What pattern do you see in the water?
 What time of day is it? How do you know?

Activities

Investigate Kadinsky's paintings and try to re-create his circles and squares.

Pages 26 & 27



Discussion

Can you see the frog's friends?
 Can you name them all?
 They want to help the frog - I wonder what they'll do?
 How would you help the frog?

Activities

Create a helping-hand tree - make handprints and write the different ways we can help each other on them.

Pages 28 & 29



Discussion

They have made a hammock - do you see it? It is somewhere for the frog to relax.
 They are all working together.

Activities

What do we need to be happy and healthy?

Pages 30 & 31



Discussion

The animals are bringing the things that frog likes.
 What would be on your favourite things list?
 Clap when you hear the rhyming words.

Activities

Create a happy me plate - paint a picture or print a photograph on to the middle of a paper plate then draw all the things that you are grateful for around the outside.

Pages 32 & 33


Discussion

They are all celebrating - that means they are happy that they are all friends.

Do you think they are having a wonderful time? How do you know?

Activities

Prepare a background from a water paint wash then decide which pictures you want in front - this could be wildlife or a landscape or a city scape.



Pages 34 & 35


Discussion

I wonder what the frog is thinking about?

Explain the new vocabulary to the children.

Activities

Create some shadow drawings.



Back cover

Discussion

What do you see?

The blurb – this is a description of the story.

Can you see the barcode – what is it? Explain it is a special number.

It also has the name of the publisher – GRAFFEG.

Activities

Go on a visit to some ponds or a botanical garden for the children to explore and discover more about the wildlife in their local area.

