

Rita series

# Rita wants a Witch



Author: Máire Zepf  
Illustrator: Andrew Whitson  
Age: 3-5  
Format: Paperback  
Language: English  
Size: 250 x 250mm  
Price: £7.99

## Vocabulary

Halloween  
Magical  
Broomstick  
Brew  
Spells  
Bully  
Nightmares  
Ruin.

## Front cover

### Discussion

Who do you see?  
What are they doing?  
Let's read the title. The title is the name of the book.  
Whose names are under the title?  
The author has written the book.  
The illustrator has drawn the pictures.  
Where is Rita?  
What do we do with a broom?  
Can you think of other stories with a witch?

### Activities

Create a mobile of Halloween objects.




## Inside spread

### Discussion

What do you see?  
How many bats are there?  
More than 10? 20? 30?

### Activities

Find out about bats.  
Make a bat mask to wear.



**Dedication**

**Discussion**

Sometimes the author will dedicate the book to someone – this one is dedicated to Mums, Tom and Frank.

Would you dedicate a book to someone?

What is the box with lines for?

**Activities**

Look at other books to see who they have been written for or dedicated to.

Create personal stickers to put on your personal things (e.g. pencil case, book).



**Pages 4 & 5**

**Discussion**

What can you see?

What is in the cart?

How is Rita moving it?

Why does she want a pumpkin?

What do you think she will do with it?

**Activities**

Find out about old wives tales and superstitions e.g. black cats.

Make pumpkin soup or baby pumpkin faces using satsumas.



**Pages 6 & 7**

**Discussion**

Who do you see?

How many bats are there?

Describe the witch.

What shapes are around her? How many?

**Activities**

Create a display with Halloween objects.



**Pages 8 & 9**

**Discussion**

What is the yellow and orange object behind Rita?

Count the stars.

Do you like the witch's shoes?

**Activities**

Make lists of things that fly.

Find out about things that come out at night and in the day.

Create shadow drawings.



## Pages 10 & 11

### Discussion

Oh dear, what is happening here?

What can you see?

Which rooms have these objects come from?

### Activities

Play a what's missing game. Place items on a tray and take one away when they are closing their eyes.



## Pages 12 & 13

### Discussion

Where is Rita now?

How do you know?


What is on the table?

How many green bottles are there?

What does Rita have in her hand?

### Activities

Create a spells and potions area to experiment with in the class or outdoors.



## Pages 14 & 15

### Discussion

What is on the bully's face?

Have you been unwell and had spots?

How did it feel?


What would you turn your teacher into?

### Activities

Learn about keeping healthy and clean.

Wash glitter or paint off your hands and dry them properly.

Visit a local surgery.



## Pages 16 & 17

### Discussion


Where is Rita now?

Is she happy?

Can you see the fluffy stripey thing?

### Activities

Create new characters for the *Monsters Inc.* with lots of different patterns on them.



## Pages 18 & 19

### Discussion


Can you see the fancy dress costumes?

Which is your favourite?

Have you dressed up before?

### Activities

Practice different movement – walking, running, crawling, hopping.



## Pages 20 & 21

### Discussion

Rita is unwell – what has the witch given her?

Is that what we take to get better?

Where should the witch have gone?

### Activities

Create a surgery or hospital roleplay area.

Play a consequences game: if you do this, this is what happens.



## Pages 22 & 23

### Discussion

What is the meaning of mean and nasty?

Have you ever been mean?

How did you say sorry (apologise)?

### Activities

Learn about opposites:

Day/night.

Black/white.



## Pages 24 & 25

### Discussion

What can you see in the picture?

Do you like Rita's new outfit?

### Activities

How many ice cream flavours can you think of? Find out about others.

Make up yummy flavours that the witch would like.





## Pages 26 & 27

### Discussion

Would you like to be kissed by the witch?  
What is flying around her?

### Activities

Create drawings and paintings of witches.




## Pages 28 & 29

### Discussion

What can you see in the pot?  
Let's write a list (recipe) for the witch's tea.  
Does Rita look happy?

### Activities

Follow a recipe to make a tasty *cawl* or stew.



## Pages 30 & 31

### Discussion

Where is Rita now?  
What has happened to her friends?

### Activities

What would be your superpower?  
What would your superhero name be?



## Pages 32 & 33

### Discussion

What do you think is going to happen next?  
What can you see on the right/left of the page?

### Activities

Make a top ten list of food – healthy and treats.



## Pages 34 & 35

### Discussion

What is wrong with Rita?  
How does the witch feel?

Talk about being sly.

### Activities

Make shadow puppet shows.



**Page 36 & 37**

**Discussion**

What does Rita think now?

Does she want a witch?

What other stories have a witch and water?

**Activities**

Find out about ways we use water every day.



**Page 38 & 39**

**Discussion**

What is happening in this picture?

How many are playing?

What are they dressed up as?



**Back cover**

**Discussion**

What do you see on the back cover?

The blurb – this is a short description of the story.

What else can you see?

**Activities**

Record your own blurb for the book.

Compare the back of this book with another. What is the same and different?

.....  
**RITA SERIES:**

**Rita wants a Witch**

ISBN 9781802580402

**Rita wants a Robot**

ISBN 9781914079672

**Rita wants a Ninja**

ISBN 9781802580464

**Rita wants a Fairy Godmother**

ISBN 9781802580440

**Rita wants a Dragon**

ISBN 9781914079665

**Rita wants a Genie**

ISBN 9781802580464

These notes may contain links to third party websites. Graffeg does not endorse such website(s) or their contents and is not responsible for such contents and makes no representations or warranties regarding the contents, accuracy or functionality of such website(s).