

Rita series

Rita wants a Ninja



Author: Máire Zepf
Illustrator: Andrew Whitson
Age: 3-5
Format: Paperback
Language: English
Size: 250 x 250mm
Price: £7.99

Vocabulary

Hide and seek
Ninja
Invisible
Invincible
Clan


Front cover

Discussion

Who do you see on the cover?
What are they doing?
What is the title of this story?
The title is the name of the book.
Whose names are under the title?
The author has written the book.
The illustrator has drawn the pictures.
Shinobi is another word for ninja.

Activities

Find out about Japan and Japanese customs: cherry blossom, tea, pottery etc.
Look at Japanese writing/symbols.



Inside spread

Discussion

What do you see?
How does it make you feel?
Discuss the hand gestures.

Activities

Learn some Tai Chi movements and practice them during mindful moments.



Dedication

Discussion

Sometimes the author will dedicate the book to someone – this one is dedicated to Lorcan and Leo.


Would you like to dedicate a book to someone?

Can you see the box with lines? This is where you write your name.

Activities

Look at other books to see who they have been written for or dedicated to.

Practice writing your name in shaving foam, with chalk and pencils.



Pages 4 & 5

Discussion

What can you see?


Where do you think Rita is?

Why is it dark?

Activities

Do you like to be in the dark?

Create pictures of daytime and nighttime things.



Pages 6 & 7

Discussion

Who do you see?

How many bats are there?

What game is Rita playing and with who?

Activities

Play hide and seek or seek the thing games.

Hide objects in the sand or water trough.



Pages 8 & 9

Discussion


What do you see in this picture?

Count the books.

How many circles or spheres do you see?

Activities

Create displays of objects that are different shapes.



Pages 10 & 11

Discussion

Oh dear, what is happening here?

Where is Rita going?

What sort of place is this?

Activities

Paint or draw different landscapes: town, country, desert, woodland.

Place animals on the different locations.



Pages 12 & 13

Discussion


Where is Rita now?

Who else is there?

Talk about up high and down low.

Activities

Move in different ways and over and under obstacles.



Pages 14 & 15

Discussion

What can you see in this picture?


How many people do you see?

Do you enjoy playing hide and seek? With whom?

Activities

Create symmetrical or reflection paintings.

Look at artwork that includes woodlands.



Pages 16 & 17

Discussion

Where is Rita now?

Is she safe?

What could she use underwater to help her?

Activities

Experiment with floating and sinking.

Watch a film of scuba divers on the reef.




Pages 18 & 19

Discussion

Can you see Rita now?
 Who else is there?
 Where are they?

Activities

Look at pictures of the Great Wall of China from space and up close.



Pages 20 & 21

Discussion

What do you see in this picture?
 How does it make you feel?
 What is the building on the right? (A pagoda.) What do people do there?

Activities

Create a pagoda for your toys.
 Look at pottery and how the pagoda is used as a symbol.



Pages 22 & 23

Discussion

Can you see the big door? Who would have a door like this?

Activities

Ask the children to bring a photograph of their front door and draw themselves behind it for a display – ‘Who lives here?’




Pages 24 & 25

Discussion

What is the ninja teaching Rita?
 Can you show control of your movements? Practice slow and fast movements.

Activities

Think about the different movements animals make – move in different ways outdoors.




Pages 26 & 27

Discussion

Can you see Rita practicing?
 What does she have on her head?
 Who else is there?

Activities

Collect hats or pictures of hats worn by people of different countries.



Pages 28 & 29

Discussion

What do you think of this picture?

Can you see the gong?

What sound do you think it makes?

Activities

Experiment with different instruments and describe the sounds they make.



Pages 30 & 31

Discussion

What is Rita doing now?

She is thinking/contemplating.

Is it a good idea to think first?

Activities


Play a thinking game – give children different scenarios to discover what they would do in that situation.



Pages 32 & 33

Discussion

Would you like to be a ninja that sneaks around and steals?



Pages 34 & 35

Discussion

Or to fight in a ninja clan?

Is fighting a good thing? Why?

Activities

Create emoji faces to place around a mirror.



Pages 36 & 37

Discussion

What is Rita doing now?

What are the ninjas doing?

What would you do?

Activities

Match good and bad characters from stories together e.g. Red Riding Hood and the wolf.



Pages 38 & 39

Discussion

How many ninjas can you count?
 What are they throwing at Rita?

Activities

Have a bean bag throwing competition – who can throw the furthest?



Pages 40, 41, 42 & 43

Discussion

Rita has decided.
 Where is she now?



Back cover

Discussion

What do you see on the back cover?
 What else can you see?
 What colours are the flowers?

Activities

Create a cover for your own book.

RITA SERIES:

Rita wants a Witch

ISBN 9781802580402

Rita wants a Robot

ISBN 9781914079672

Rita wants a Ninja

ISBN 9781802580464

Rita wants a Fairy Godmother

ISBN 9781802580440

Rita wants a Dragon

ISBN 9781914079665

Rita wants a Genie

ISBN 9781802580464

These notes may contain links to third party websites. Graffeg does not endorse such website(s) or their contents and is not responsible for such contents and makes no representations or warranties regarding the contents, accuracy or functionality of such website(s).