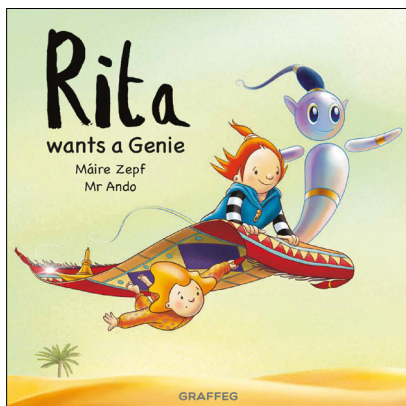


Rita series

Rita wants a Genie



Author: Máire Zepf
Illustrator: Andrew Whitson
Age: 3-5
Format: Paperback
Language: English
Size: 250 x 250mm
Price: £7.99

Vocabulary

Ideas
Genie
Magnificent
Fanciest
Master
Servant
Banish

Front cover

Discussion

Who do you see on the cover?

What is Rita doing?

Let's read the title.

Whose names are under the title?

The author has written the book.

The illustrator has drawn the pictures.

Who else is in the picture?

Activities

Create rug patterns – weaving paper?

Create a list or poster of different things that can fly.



Inside spread

Discussion

What do you see?


What is Rita holding?

What is she doing with it?

Activities

Learn about cleaning things.

Investigate things that people touch to bring them luck.



Dedication

Discussion

Sometimes the author will dedicate the book to someone – this one is dedicated to the author’s husband and to the illustrator’s mum.

Would you dedicate a book to someone?

What is the box with lines for?

Activities

Create a collection or display of canisters or holders and organise them according to their material or from the smallest to the biggest.



Pages 4 & 5

Discussion

What is Rita doing?

Is she being kind?

Is Rita happy?

Activities

Create a pirate roleplay area.



Pages 6 & 7


Discussion

Where is Rita?

What has come out of the lamp?

Activities

Watch the genie’s song from Disney’s *Aladdin* on YouTube.



Pages 8 & 9

Discussion

Where is Rita flying to?

What is it like in a desert?

Activities

Create sand pictures or magic sand bottles.



Pages 10 & 11

Discussion


What do you see in the palace?

How many gems can you count?

How many yellow ones are there?

Activities

Hide gems in the sand tray or create a game to use tweezers to place gems in pots.



Pages 12 & 13


Discussion

This is a carnival parade – what things do you see here?

What are people riding on?

Activities

Create dances for a parade using material or scarves during a movement session.



Pages 14 & 15

Discussion

What is wrong now?

Who would you let rub your magic lamp?



Pages 16 & 17

Discussion

What is a servant and what would she do?

What does 'banish' mean?

Activities

Think about opposites and play word games: hot/cold, day/night.



Pages 18 & 19

Discussion

Where is Rita now?

Whose house is this?

Activities

Match up houses and characters or animals.




Pages 20 & 21

Discussion

Would you like to live like a king or queen?

Activities

Play a challenge game – order a pack of cards from 2 to the king.



Pages 22 & 23

Discussion

What animal can you see?

How many are there?

What patterns can you see?




Pages 24 & 25

Discussion

Where is Rita going now?
Is she happy?

Activities

Imagine being on a magic carpet in a mindfulness session.



Pages 26 & 27

Discussion

Oh look, her brother has had an idea to go in something else – what is it?

Activities

Collect hats or pictures of hats worn by people of different countries.



Back cover

Discussion

What do you see on the back cover?
There are other Rita stories listed on the back cover.
The blurb – this is a short description of the story.
What else can you see?

Activities

What would you put on the back of your book?

RITA SERIES:

Rita wants a Witch

ISBN 9781802580402

Rita wants a Robot

ISBN 9781914079672

Rita wants a Ninja

ISBN 9781802580464

Rita wants a Fairy Godmother

ISBN 9781802580440

Rita wants a Dragon

ISBN 9781914079665

Rita wants a Genie

ISBN 9781802580464

These notes may contain links to third party websites. Graffeg does not endorse such website(s) or their contents and is not responsible for such contents and makes no representations or warranties regarding the contents, accuracy or functionality of such website(s).