


Rita series

# Rita wants a Fairy Godmother



Author: Máire Zepf  
Illustrator: Andrew Whitson  
Age: 3-5  
Format: Paperback  
Language: English  
Size: 250 x 250mm  
Price: £7.99

## Vocabulary

Fairy Godmother  
Occasion  
Embarrassing  
Terrible  
Ruin

## Front cover

### Discussion

Who do you see on the cover?

Where is Rita?

The title of the book is...

Whose names are under the title?

The author has written the book.


The illustrator has drawn the pictures.

What is Rita thinking?

### Activities

Which other stories have a fairy godmother? Go on a book hunt for fictional characters.

Create paper flowers and arrange them in pots.



## Inside spread


### Discussion

What do you see here?

How do you think these marks were made?

### Activities

Experiment to create different marks with a variety of brushes.



## Dedication

### Discussion

Sometimes the author will dedicate the book to someone – this one is dedicated to the author’s parents and Hollie Rose.

Describe the fairy godmother.

### Activities

Find another book with a dedication.



## Pages 4 & 5

### Discussion

What can you see in the picture?


What is on the floor?

How is Rita feeling?

### Activities

Do you leave your things everywhere?

What shapes do you see in the picture?



## Pages 6 & 7

### Discussion

Who do you see?


What does Rita think she needs?

What would you ask a fairy godmother to do for you?

Count the magic stars.

### Activities

What other magical characters do we know about? Let’s find out and create a display.



## Pages 8 & 9

### Discussion

Where is Rita’s mother?

What pattern is on Rita’s jumper?

What about Mum’s blouse?

### Activities

Look for patterns in magazines and old newspapers and create a pattern collage.

Create a spotty zebra or a stripey mouse.



## Pages 10 & 11

### Discussion

How many pictures of Rita do you see?

What is Rita doing? Eating.

What is your favourite snack?

### Activities

Play a dress the teddy game or organise clothes into piles/pairs.



## Pages 12 & 13

### Discussion

Can you see all of Rita's costumes?

Which one is your favourite?

### Activities

Make costumes from pieces of fabric and recycled paper – put on a fashion show.



## Pages 14 & 15

### Discussion


Where are Rita's friends playing?

How many are there?

Does Rita want to play?

### Activities

Visit a local park or create a park from straws and plasticine for the small world.



## Pages 16 & 17

### Discussion

Which shoes do we wear to play, jump in puddles, dance?

### Activities

Decorate an old shoe with new patterns.

Create a shoe shop role play area.



## Pages 18 & 19


### Discussion

Where is Rita in the picture?

Is she happy?

### Activities

Investigate the clothes different people wear for their work.



**Pages 20 & 21**

**Discussion**

Who is in this picture with Rita?

What are they having for tea?

How many are there?

**Activities**

Create a recipe book – ask the children to bring their favourite recipes into school and create a book.



**Pages 22 & 23**

**Discussion**

What is Rita doing in the pictures?

Which of these is your favourite thing to do?

**Activities**

Ask the children for their ideas for new things to do indoors/outdoors.



**Pages 24 & 25**

**Discussion**

What is happening in the picture?

Is Rita happy?

**Activities**

Play different activities outdoors – crate baskets and boxes of resources for outdoor play.



**Pages 26 & 27**

**Discussion**

What story does this remind you of?

Who is Rita in this picture?

**Activities**

Create a wand to roleplay magical worlds.



**Pages 28 & 29**

**Discussion**

What is Rita thinking?

**Activities**

Create a feelings poem for the class.

We're happy when...

Were sad when...

Were excited when...






**Pages 30 & 31**

**Discussion**

Rita has changed her mind.  
Would you do the same?



**Pages 32 & 33**

**Discussion**

Where is Rita now?  
Is she doing things for herself?

**Activities**

Create a chores list of ways you can help at home.



**Pages 34 & 35**

**Discussion**

Helping and making an effort is important.  
When do you make an effort?

**Activities**

Tidy up the resources around the class.



**Back cover**

**Discussion**

What do you see on the back cover?  
The blurb – this is a short description of the story.  
What else can you see?  
Can you see the lines? This is the ISBN.

**Activities**

Look for ISBNs on other things and create a display.

.....  
**RITA SERIES:**

**Rita wants a Witch**  
ISBN 9781802580402

**Rita wants a Robot**  
ISBN 9781914079672

**Rita wants a Ninja**  
ISBN 9781802580464

**Rita wants a Fairy Godmother**  
ISBN 9781802580440

**Rita wants a Dragon**  
ISBN 9781914079665

**Rita wants a Genie**  
ISBN 9781802580464

These notes may contain links to third party websites. Graffeg does not endorse such website(s) or their contents and is not responsible for such contents and makes no representations or warranties regarding the contents, accuracy or functionality of such website(s).