


Mouse & Mole series
Mouse & Mole



Author: Joyce Dunbar
Illustrator: James Mayhew
Age: 5-7
Format: Hardback
Size: 250 x 200mm
Price: £12.99

Author and illustrator's websites:
www.joycedunbar.com
www.jamesmayhew.co.uk

Front cover

Discussion

- Who do you see?
- What animals are they?
- Let's read the title – the title is the name of the book.
- Whose names are under the title?
- The author has written the book.
- The illustrator has drawn the pictures.
- Where are Mouse and Mole?

Activities

- Who or what lives in a woodland?
- List all the animals and birds you can think of.
- Create a woodland picture map.
- Go on a woodland walk and record or draw all the sounds you hear.




Inside spread

Discussion

- Can you see the portraits.
- Which is on the left/right?
- What is on Mouse's portrait?
- What do you see on Mole's portrait?
- A portrait is a painting of a person or animal usually showing the face.

Activities

- Look at your face in a mirror and describe what you see.
- Try to paint or draw a portrait of yourself or your friend.
- Find out about famous portraits.



Dedication/ contents

Discussion

Sometimes the author will dedicate the book to someone – this one is dedicated to Frog and Toad.

Who would you dedicate your book to?

On the right there is a contents page – this tells us what stories are in the book.

How many stories are there?

Activities

Look at other books to see who they have been written for or dedicated to.

Look for the page where the ‘Tidying Up’ story begins.

Pages 5-6 – ‘Talk to me’

Interesting words

- Picnic
- Chestnuts
- Muffins
- Cosy
- In-between

Discussion

Share /read the story – what were they talking about?

What are your plans for tomorrow – talk to your partner.

If it is dry, what will you do?



If it is wet what would you like to do?

When do we make plans with our family? Holidays etc.

Activities

List your favourite things to talk about.

Match activities with different weather – place them inside the hoops for warm weather/cold weather/snowy weather/windy weather.



Pages 7-11 – ‘Salad’

Interesting words

- Snout
- Snuggled
- Shuffling
- Diet
- Deserve

Discussion

The title of this story is ‘Salad’ – who likes salad? What is in a salad?



Read/share the story.

Look at the pictures – what was Mole carrying down the stairs? Why?

Which room were they sitting in to eat?

What did Mole eat first? How about after that? What did he eat last?

How many plates of food did Mole eat?



Activities

Look at recipes for different types of salad.

What are the different types of food that are good for us /we should only have as a treat.

Draw your favourite meal on paper plates (use as borders for a display).

Find out about what moles and mice actually eat.

Pages 12-19 – ‘Tidying Up’

Interesting words

- Excercises
- Clutter
- Puffed
- Exhausted
- Gathered
- Bundled

Discussion

Read/share the story.

Do you enjoy tidying up?

Where do you put everything when you tidy?

Why did Mouse and Mole not tidy up properly? What did they need to do?

How many things can you name on pages 16-17.

What should they have done?

Could you sleep in that bed covered with stuff?

Activities






Who helps us tidy up?

Have you been to collect rubbish?

Go on a litter pick in the local area or a beach pick.

Choose a tidy up song to play.

Where do mice and moles live? Find out and watch videos of inside their homes.



Pages 20-25 – ‘Stuff’

Interesting words

- Stuff
- Space
- Skip
- Trunk







Discussion

Share/read the story.

Who likes space? Who likes lots of stuff?

Which did Mole like?

How do you know?



What did he find at the rubbish dump?

Was Mouse happy? Why not?

What do you think Mole should have done?

Activities

What do you do with your rubbish?

Where does it go?

Sort a bag of rubbish into different piles.

Learn about recycling and reusing.

Make something useful from an old box or carton.

Pages 26-31 – 'The Picnic'

Interesting words

- Hamper
- Mackintosh
- Resist
- Emergency

Discussion

Finally, they are going on a picnic.

Have you been on a picnic?

What did you take?

Let's see what they took – read/share the story.

What was Mole worried about?

What did he fetch first?

How many different clothes did he get?

What did mouse do whilst he was waiting?

Activities

Learn about the weather and making plans for the week.

Plan and prepare a picnic – make some sandwiches and treats to eat with the children.

What could we do whilst on our picnic? List some activities.

Think of three good places close by to go on a picnic.

Back cover

Discussion

What do you see on the back cover?

The title and author/illustrator's names.

There is also a blurb – this is a short version of the whole book.

Can you see the barcode – this is a special number – every book has its own bar code.

Activities

Record a critique/write-up of the book.

.....

MOUSE AND MOLE SERIES:

Mouse and Mole

ISBN 9781912050406

Mouse and Mole: Have a Party

ISBN 9781912050390

A Very Special Mouse and Mole

ISBN 9781912050987

Happy Days for Mouse and Mole

ISBN 9781912050383

Mouse and Mole: A Fresh Start

ISBN 9781913134785

Mouse and Mole: The Secret of Happiness

ISBN 9781913134839

Lo and Behold! Mouse and Mole

ISBN 9781914079658

Mouse & Mole: Clink, Clank, Clunk!

ISBN 9781802580877

These notes may contain links to third party websites. Graffeg does not endorse such website(s) or their contents and is not responsible for such contents and makes no representations or warranties regarding the contents, accuracy or functionality of such website(s).