


Mouse and Mole series

Mouse and Mole Have a Party



Author: Joyce Dunbar
Illustrator: James Mayhew
Age: 5-7
Format: Hardback
Size: 200 x 250mm
Price: £12.99

Author and illustrator's websites:
www.joycedunbar.com
www.jamesmayhew.co.uk

Front cover

Discussion

What are Mouse and Mole doing on the cover?

What is the title of this book?

Who is having a party, I wonder?

What is that odd symbol? – & (and)

How many pairs of glasses can you see?

What is Mole doing? What is he reading?

Whose names are on the cover?

The author and the illustrator.

Activities

Look at different types of texts – a book, a leaflet, a poster, a list.

Talk about them and the information they give us.

Send a letter home and create a display table of different texts from the children.



Inside spread

Discussion


What can you see inside the cover?

What do we call pictures like that?

What else is on Mole's picture?

Activities

Ask the children to bring in a photograph of themselves so that they can create self-portraits.



Dedication/contents

Discussion

Can you see Mouse and Mole playing a game? What is it?

Have you played table tennis?

This book is dedicated to the authors friends Nita & Frank.

Which page does the 'Whiskers' story begin?

I wonder what Mole is looking at... can you guess?

Activities

Play a naming game – name as many different types of game that use a ball.

Ask the children to dedicate a story to someone – who would it be?

Pages 5-12 – 'Daffodil'

Interesting words

- Skipped
- Rushing
- Staring
- Pretend
- Ignore
- Stalk
- Upset
- Delight
- Strange
- Celebration

Discussion

Mole is skipping – can you skip?

Do you think he is happy?

How do you know?

What did Mole find growing in the garden?

Do you have flowers in your garden? What type of flowers are they?

Would you have picked the daffodil?

Where did they put it first? In which room next?

Why could Mole not sleep?

Mouse and Mole were happy at the end – why was that?

Was it the same daffodil?

How do you know?





Activities

Move around in different ways – walking, crawling, skipping, jumping, hopping etc.

Find out about daffodils – paint a paired picture of daffodils growing.

Go on a nature walk and look for flowers and leaves – tick lists.

Which flowers grow/bloom in spring, summer, autumn, winter.



Pages 13-20 – ‘Whiskers’

Interesting words






- Lopsided
- Longer
- Shorter
- Matching
- Gulped
- Howled
- Trimming
- Smoothing
- Stroking

Discussion

- Can you see Mole?
- What do you think he's doing?
- What did Mole notice?
- Was it a good idea to start trimming his whiskers?
- Why was Mole crying? What has he done?
- How would you make Mole happy again?
- Why did Rabbit, Hedgehog and Rat run away, I wonder?
- Mouse came to help to tidy up at the end – do you enjoy helping?

Activities

- Learn about odd and even numbers.
- Make odd and even patterns and collections of objects. Place numbers in sets.
- Choose a tidy up song to play when it's time to put things away.
- Snip paper, scrunch, roll, spiral, fold them and create a 3D picture, glue the different length pieces onto the paper for an interesting creation.







Pages 21-32 – ‘Least Expecting’

Interesting words

- Excercises
- Clutter
- Puffed
- Exhausted
- Gathered
- Bundled

Discussion

- Can you guess why Mole thought something exciting was going to happen?
- Look at the picture on P22-23. Describe what you see – what time of year is it?
- When we don’t expect something, what do we call it? A surprise.
- Who likes surprises?
- What were they hoping would grow from the ground? An apple tree.
- If you were waiting for something to grow, what would it be?



P28 – Should Mouse be running with a pair of scissors?

What could happen

P29 – What did Mouse and Mole decide to do?

Who was at the door, can you remember?

P32 – What did Mole have for his birthday? Can you see the present on the floor?

Activities

Play pass the parcel with a surprise in each layer.

Order boxes or toy animals from the smallest to the largest.

What has been your best ever present?

Create hats and decorations for a party to celebrate being good friends in school.

Make a thank you card for your friend.

Create a thank you tree and decorate with thank you leaves for people who help us.

Back cover

Discussion

What/who can you see on the back cover?

Did you see that picture of Mole somewhere else?

Can you see the price of the book?

How much is it?

What else is on the bottom right?

ISBN/website address/publisher

Activities

Decide on a top 10 list of books – write/scribe a blurb for each story and display them.



MOUSE AND MOLE SERIES:

Mouse and Mole

ISBN 9781912050406

Mouse and Mole Have a Party

ISBN 9781912050390

A Very Special Mouse and Mole

ISBN 9781912050987

Happy Days for Mouse and Mole

ISBN 9781912050383

Mouse and Mole: A Fresh Start

ISBN 9781913134785

Mouse and Mole: The Secret of Happiness

ISBN 9781913134839

Lo and Behold! Mouse and Mole

ISBN 9781914079658

Mouse & Mole: Clunk, Clank, Clunk!

ISBN 9781802580877

These notes may contain links to third party websites. Graffeg does not endorse such website(s) or their contents and is not responsible for such contents and makes no representations or warranties regarding the contents, accuracy or functionality of such website(s).