


Imagine Eating Lemons



Author: Jason Rhodes

Illustrator: Richard Dearing

Age: 5-7

Format: Paperback

Size: 250 x 250mm

Price: £7.99

Vocabulary

Imagine
Chap
Cheerful
Tummy
Clumsiness
Calmer
Thoughts
Poorly
Silence
Rustling
Powerful
Flutter
Enormous
Soaring
Problems

Front cover

Discussion

Who do you see on the front cover?

What living things can you see?

Let's read the title (the title is the name of the book).

The author is the person who has written the book. Jason Rhodes is the author of this book.

The illustrator has drawn the pictures.

Richard Dearing has illustrated the pictures.

Where is this place?

Don't forget to look out for the snail on every page.

Activities

Who or what lives in the countryside?

Create a countryside after going on a woodland walk and draw all the sounds you heard and things you saw.



Inside spread

Discussion

Share/read the story in full, then return to each page.

Who is this on the page?

How is Chester feeling?

What is he doing?

Is the weather fine?

What is the snail doing?

Activities

List your favourite things to do on a rainy day.

Match clothes to different types of weather – place them inside the hoops: warm weather, cold weather, snowy weather, windy weather.



Pages 4 & 5

Discussion

Oh dear, what is wrong with Chester?

Do you get a bad tummy sometimes if you are worried?

He's starting in a new school.

Activities

Play games that encourage the children to talk about their feelings.

Create a snap emoji game.



Pages 6 & 7

Discussion

Chester is worried that he'll fall and everyone will see him.


Do you feel like that sometimes?

Here is how Chester has learnt to feel better:

Take a deep breath, wiggle your toes, feel your tingly fingers and tickle your nose.

Activities

Practice some mindfulness strategies and adopt them into the daily routine as mindful moments e.g. after playtime to calm down or before home time.



Pages 8 & 9

Discussion

Chester also listens for the sounds he can hear.

What can we hear today – close your eyes and listen carefully.

Activities

Go on a sound walk around the school, indoors and outdoors – what did you hear? Who did you hear? Place the sounds in groups of human/non-human sounds or loud and soft sounds.



Pages 10 & 11

Discussion

Can you see the giant jelly?

What colour is it?

Who likes eating wibbly wobbly jelly?

Look at the children – what are they doing?

Activities

Prepare for a party, make cakes and jelly.

Cut sandwiches into different shapes.

Or create different shaped paper sandwiches and stick them to a paper plate.



Pages 12 & 13

Discussion

What do you see on page 13? Can you see the spider?

Where is the snail hiding this time?

Can you see what the friends have made by helping each other?

How many are playing?



Pages 14 & 15

Discussion

What is Chester doing on the stage?

Who enjoys singing?

What is your favourite song?

Is Chester feeling happy?

Activities

Make dens using tarpaulin, wool and bamboo – supervise and support to make a shelter for a group of children.

Hold class show – singing, reciting, telling a joke.

Make a stage area and prepare props.



Pages 16, 17, 18 & 19

Discussion

Can you remember what Chester does when he's feeling frightened?

Repeat after me...

What sounds do you think Chester can hear?

Activities

Make a list of things that make you feel frightened – scrunch the list up and put it in the bin.



Pages 20 & 21

Discussion

Chester is singing an operatic song – have you heard of opera?

What other types of songs are there?

Chester is imagining eating lemons – what sort of feeling do you get in your mouth?

Activities

Listen to and move to different types of music genres.

Ask the children to describe how they feel when they hear the music.

Taste test different fruit and create a chart of favourites.



Pages 22 & 23

Discussion

Who else is on the page with Chester?

She is a firefly.

Where are Chester and Pippa going?

Can you see him in the snow?

Is it shallow or deep snow?

What shapes can you see behind the trees?

Activities

Get dressed ready to go outside – what do we need to wear on a sunny day? A rainy day?

Think about words that describe different weather and hang them on weather mobiles e.g. sunny, warm, hot, beach, holidays, shorts, ice cream.




Pages 24 & 25

Discussion

Where is Chester now? The living room.

What other rooms are there in a house?



Pages 26 & 27

Discussion

Who else is in the room with Chester?

What else can you see in the living room?

Who is Pippa bouncing and dancing with?

What time is it now?


How do you know?

Activities

Play a sorting game with pictures or objects – guess by touching in a feely box or holding and inspecting the object. Place in the correct basket for the correct room.

Watch videos of animals moving in different ways – bouncing, running, swimming, crawling, scampering etc.

Play a moving game, holding up cards of different animals to change the movement.



Pages 28 & 29

Discussion

How many stars can you count.

Can you see the snail?



Pages 30 & 31

Discussion

Look at the picture.

What do you see?

Where is Chester here?

Who is he talking to now?

Who is waving goodbye to Chester?

What else is there in the picture?

Is the snail on this page?

Read the final rhyming lines.

Activities

Create a small bug hotel or fairy garden from recycled materials, some compost and moss and add little shapes and objects to the garden.



Pages 32 & 33


Discussion

Encourage everyone to say...

Imagine eating lemons and your mouth will think it's real.

Activities

Create fruit print paintings or wrapping paper to sell in the summer fair.



Pages 34 & 35

Activities

Read the notes and try out different mindfulness strategies for calming and cooling down



Back cover

Discussion

What do you see on the back cover?

The blurb – this is a short version of the whole book.

Can you see the barcode – this is a special number – every book has its own bar code.

The snail is also telling you to look for him in the book.

Activities

Create a class book with each double page made by pairs of children. Write the story and decide who or what will be hiding on each spread.

Record the children's own blurbs of the book.



These notes may contain links to third party websites. Graffeg does not endorse such website(s) or their contents and is not responsible for such contents and makes no representations or warranties regarding the contents, accuracy or functionality of such website(s).