


Mouse and Mole series

Happy Days for Mouse and Mole



Author: Joyce Dunbar
Illustrator: James Mayhew
Age: 5-7
Format: Hardback
Size: 200 x 250mm
Price: £12.99

Author and illustrator's websites:
www.joycedunbar.com
www.jamesmayhew.co.uk

Front cover

Discussion

- Who is the author?
- What does an author do?
- Who is the illustrator?
- Where are Mouse and Mole?
- What are Mouse and Mole doing on the cover?
- Are they happy?

Activities

- Try to make a seat for some toys indoors or outdoors.
- Where is your favourite place in school? At home?
- Why do you like that place?
- Create postcards of your favourite places and display them or make a book.




Inside spread

Discussion

- Who has a picture like this at home?
- Do we have paintings or pictures on our walls now?
- What do we have?

Activities

- Recreate the two portraits by dressing up and taking photographs.



Dedication/contents

Discussion

Can you see Mouse and Mole sitting next to the tree?

What are they doing?

What does it have carved on it?

This book is dedicated to Alison.

What are the titles of the stories in this book?

On which page can we find the Spectacles story?

Activities

Hearts – create patterns using hearts.

Make a heart mobile – I love...

Collect objects in a box, then write a contents list to place on the top.

Pages 5-13 – ‘The Hammock’

Interesting words

- Hammock
- Breeze
- Dizzy
- Clambered
- Comfortable
- Awful
- Perfect
- Astonished

Discussion

Have you seen or been in a hammock? What did it feel like?

What time of year is it? How do you know? What are the clues?

Will a net make a good hammock?

What was Mouse going to do in his hammock?

Why do you think Mole wanted to stop Mouse? (p7)

Was Mole being nice to Mouse?

What can you see in the garden? (p10-11)

Can you see Mole lying in the hammock?

Should he be eating?

What happened to Mole?

Was Mouse happy in the end?

Activities






Draw or paint summer pictures – go on a nature walk and gather natural objects to create a 3D summer picture when you return.

What are the things you enjoy about the summer? Make a circle display of spring, summer, autumn and winter objects and artefacts.

Make some cookies and lemonade to sell.

Go outdoors, lie on the grass and listen. What can you hear?

What can you see in the sky? Are there shapes in the clouds?



Pages 14-22 – ‘Spectacles’

Interesting words






- Groped
- Peered
- Dimly
- Blarily
- Crowned
- Twirling
- Imagine
- Exclaimed
- Scrabbled

Discussion

- How many pairs of spectacles do you see?
- Which one of the friends is the neat one and which is the messy one?
- Where did Mouse find all the pairs of spectacles?
- How many pairs of spectacles is Mole wearing now? (p17)
- How is Mouse feeling?
- Where did Mouse find the correct pair of glasses?
- Where would you look if you had lost your glasses or your favourite toy?
- Where were all the glasses Mole was looking for?

Activities

- Play hide and seek.
- Play a miming mirror game – pairs mirror movements & facial expressions.
- Make & decorate fun spectacle frames to wear to a seeing party.
- Sing songs eg head, shoulders knees & toes.
- Play I spy games.





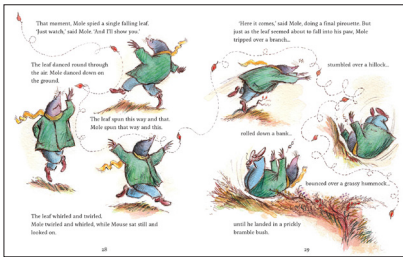
Pages 23-32 – ‘Catch a Falling Leaf’

Interesting words

- Misty
- Flurry
- Scientific
- Pirouette
- Stumbled
- Clutched

Discussion

- What time of year is it?
- What was Mouse doing? What else can you see in the picture?
- Do you like this picture? How does it make you feel? (p24 – 25)
- Did they manage to catch any leaves at first?
- Mouse and Mole decide to make a plan. What happened to Mole?
- Can you see Mouse helping Mole? (p31)



Activities

Collect leaves and make characters out of them.

Order leaves from the smallest to the biggest.

Create a leaf picture in the style of Andy Goldsworthy.

Go on a leaf hunt, recording the different leaves you see/find, and learn the names of the trees.

Back cover

Discussion

What can you spot on the back cover?

Can you remember what was happening in the book when these pictures appeared?

There is a barcode on the book – what is it for?

What else does it tell us on the book?

MOUSE AND MOLE SERIES:

Mouse and Mole

ISBN 9781912050406

Mouse and Mole: Have a Party

ISBN 9781912050390

A Very Special Mouse and Mole

ISBN 9781912050987

Happy Days for Mouse and Mole

ISBN 9781912050383

Mouse and Mole: A Fresh Start

ISBN 9781913134785

Mouse and Mole: The Secret of Happiness

ISBN 9781913134839

Lo and Behold! Mouse and Mole

ISBN 9781914079658

Mouse & Mole: Clink, Clank, Clunk!

ISBN 9781802580877

These notes may contain links to third party websites. Graffeg does not endorse such website(s) or their contents and is not responsible for such contents and makes no representations or warranties regarding the contents, accuracy or functionality of such website(s).