


## Gaspard the Fox series

# Gaspard the Fox



Author: Zeb Soanes  
Illustrator: James Mayhew  
Age: 5-7  
Format: Hardback/Paperback  
Size: 250 x 250mm  
Price: £12.99/£7.99

### Vocabulary

Cautiously  
Savouring  
Unique  
Distinctive  
Uncommon  
Clumsily  
Astonishment  
Adventure  
Dignified  
Gathered

### Front cover

#### Discussion

What can you see on the cover?

The name of the author and illustrator – what are their names?

Have you seen a fox?

This fox's name is Gaspard.

#### Activities

Read the fox facts at the end of the book – create a fact file about another animal that lives in the countryside.



### Inside spread

#### Discussion

Talk about the text and picture on these pages.

Discuss the place to put your name – why would you do that?



### Pages 2 & 3

#### Discussion

Where is Gaspard in this picture?


Can you count the foxgloves – they are tall purple flowers.

Where is Gaspard now?

Why do you think he is frightened of some people?

**Activities**

Paint a picture/portrait of Gaspard and create a leaf border frame for your painting.



**Pages 4 & 5**

**Discussion**

Who do you see in this picture?


Where is Gaspard?

Where is the cat?

What was unique about Gaspard?

**Activities**

We are all unique – how are we similar and different to each other? Play a circle game, turn left and say, 'I'm similar to \_ because we have (eg brown hair). Turn right and say, 'I'm different to \_ because I have (eg blue trainers).'




**Pages 6 & 7**

**Discussion**

What sort of name is Gaspard?

A French name – does your name come from a particular country?

How do you think Peter the cat is feeling in this picture?



**Pages 8 & 9**

**Discussion**


Peter had eaten his lunch – what will/did you have for lunch?

What is your favourite dinner?

What can you see in the picture on page 9? Is it the countryside or a town? How do you know?

**Activities**

Draw a large picture map of Gaspard's travels in the book – add in the buildings and features.



**Pages 10 & 11**

**Discussion**

Where is Gaspard now?

How many boats can you see?

Which is your favourite boat? Why?

What do we call these boats? Narrowboats/barges.

**Activities**

Find out about canals and barges – what were they used for? What about now? Investigate the patterns that are painted on the boats and items on them.

**Pages 12 & 13**

**Discussion**

Can you see the people in the picture?  
 Do they like foxes?  
 How do you think Gaspard is feeling?  
 Oh dear, what happened to Gaspard?  
 Can you see all the rubbish on the floor?

**Activities**

Organise a local litter pick either around the school in your community or go to a beach litter pick.



**Pages 14 & 15**

**Discussion**

What is happening in this picture?  
 Are the people having fun? What can you see in this illustration?  
 Who is this on page 15?

It is Finty the dog – what is she wearing? Why does Gaspard not have a collar?

**Activities**

Make a collage of things that make you happy – draw, paint or collect pictures from magazines and catalogues.

Find out about pearly kings and queens.

What is the instrument one of the men is playing? It is an accordion – watch a video clip of accordion music.



**Pages 16 & 17**

**Discussion**

What can you see on these pages?  
 Where are they now?  
 Is the man happy to see them?

**Pages 18 & 19**


**Discussion**

Is Finty happy?  
 How many birds can you count on these pages?  
 What has happened to Gaspard?

Do you think foxes can swim?

**Activities**

Fold paper to make fans or create zig-zag 3D collages.







**Pages 28 & 29**

**Discussion**

Who is behind Gaspard?


What is he doing?

What has he dropped on the floor?

Do you think it was an accident?

**Activities**

Look at and recognise the meaning of different emojis – create a new set that you can use in class /at home to help to discuss and explore feelings.



**Pages 30 & 31**

**Discussion**

What time of day is it? How do you know?

Where do you think Gaspard is going now?

**Activities**

Continue to practice movements by exploring statues – standing tall, crouching very small, spreading out wide etc.



**Pages 32 & 33**

**Discussion**

Learn about the author and illustrator.

Read the fox facts and find out more by exploring the websites.

**Activities**

Use a paper plate to draw or stick what the children do at different times of the day - brushing teeth, breakfast, school, lunch, activities, home, teatime...



**Back cover**

**Discussion**

Talk about the information on the back cover.

Explain what a blurb is.

What do you think of the story? Write (scribe) your critique of the story.

Explain the ISBN number.

**GASPARD THE FOX SERIES:**

**Gaspard the Fox**

ISBN 9781912213542 (hardback)

ISBN 9781912050062 (paperback)

**Gaspard: Best in Show**

ISBN 9781912654673

**Gaspard's Foxtrot**

ISBN 9781913134808

**Gaspard's Christmas**

ISBN 9781913134846

These notes may contain links to third party websites. Graffeg does not endorse such website(s) or their contents and is not responsible for such contents and makes no representations or warranties regarding the contents, accuracy or functionality of such website(s).