

Fletcher's Four Seasons series

Fletcher and the Falling Leaves



Author: Julia Rawlinson

Illustrator: Tiphonie Beeke

Age: 3-5

Format: Hardback

Content: 1229 words

Language: English

Size: 200 x 250mm

Publication date: October 2020

Price: £12.99

Author and illustrator's websites:

www.juliarawlinson.com

www.tiphoniebeeke.com

Front cover

Discussion

Introduce the Author Julia Rawlinson – can you remember who writes the Fletcher Fox stories?

Introduce the illustrator Tiphonie Beeke – she draws the illustrations – another word for pictures.

What colours can you see on the cover?

What is Fletcher doing?

How does it feel when you are on a swing?

Activities

Go on an Autumn leaf hunt – try to find different leaves of varying shapes, sizes, colours.

Investigate the work of Andy Goldsworthy – environmental art.




Inside spread

Discussion

What can you see here?

How many trees are there?



Pages 4 & 5

Discussion

Look at the colours of the trees – dusty gold can you think of other words to describe them?

What is happening to Fletcher’s favourite tree?

How was Fletcher feeling?

Activities

Collect leaves and twigs in a tough tray to create an Autumn scene for imaginative play.



Pages 6 & 7

Discussion

Who is Fletcher talking to in the picture?

What are they sitting around?


Have you seen a bonfire?

Where?

Fletcher went to ‘reassure’ the tree – that means tell the tree it’s ok.

Activities

Create some forest school activities – co-operation tasks etc.



Pages 8 & 9

Discussion

What is happening to the leaves on the tree?

Can you count the leaves that are left on the tree?

Activities

Matching and sorting activities with laminated leaves.



Pages 10 & 11

Discussion

Can you see what Fletcher is standing on?

What did Fletcher do so that he could reach the leaf?

What can we do to reach things that are high up?

How high can you reach?

Who can reach the highest?

Activities

Listen to Autumn from Vivaldi’s Four Seasons – the children paint in response to the music.

Measure how high the children hands can reach on a wall.

Hold something up high and encourage the children to think of different ways of reaching it.



Pages 12 & 13

Discussion

Look how the leaves are moving – twirling and swirling.

Why are they dancing like that?

What do Autumn leaves sound like?

Activities

Movement activity – simple dance phrases – lying, moving, rising, swaying, dancing, swirling, slowing, lying.



Pages 14 & 15

Discussion

Who took some leaves for a nest?

Who took some to keep warm? Why did they do that? Discuss hibernation

Was Fletcher happy?

What did he think was happening?

Activities

Create a lost or wanted poster.



Pages 16 & 17

Discussion

Who helped Fletcher put the leaves back on the tree?

How was he feeling now?

Activities

Fletcher's feelings snap game – match the cards and say how Fletcher was feeling in different parts of the story or in the different stories.



Pages 18 & 19

Discussion

What happened while Fletcher was asleep?

Can you see the leaves falling?

How many are there?

Ground-sound – rhyming sounds

Can you think of words that rhyme with: door, two, red..

Activities

Create pictures with leaves, stones and twigs outdoors.




Pages 20 & 21

Discussion

Why was Fletcher holding onto the leaf?
 How did he get to the top of the tree – he climbed.
 What other moving words can you think of?
 Walking, running, jumping, crawling etc

Activities

Movement session – play music and the children move in that way – San Sean Carnival of the Animals.



Pages 22 & 23

Discussion

The leaf moved like a flag, have you seen a flag?
 Where was it?
 Fletcher was holding the leaf in his paw.
 Do you have paws?
 What else has paws?
 Who has hoofs? Claws? Fins?

Activities

Make some flags for placing outdoors.
 Experiment with the wind – make kites and windmills.



Pages 24 & 25

Discussion

What did Fletcher do with the leaf?
 Why do you think he did that?
 Have you looked after something very carefully?
 What was it?
 Where do you think Fletcher lives?

Activities

Create homes & burrows for different animals & learn their names.



Pages 26 & 27

Discussion

What has happened to the tree?
 How did that happen?
 What makes icicles?

Activities

Watch a stop motion film of icicles being created.
 Watch ice melting – can we make it melt quicker? How?



Back cover

Discussion

What can we see on the back cover?

Can you remember what we call the shortened story?

What are the lines and numbers for?

What is Fletcher doing?

.....

FLETCHER SERIES:

Fletcher and the Springtime Blossom

ISBN 9781913134624

Fletcher and the Summer Show

ISBN 9781913134631

Fletcher and the Falling Leaves

ISBN 9781913134648

Fletcher and the Snowflake Christmas

ISBN 9781913134655

Fletcher and the Caterpillar **Pub 23 March 2021**

ISBN 9781913733933

Fletcher and the Rainbow **Pub 26 August 2021**

ISBN 9781914079245

Fletcher and the Rockpool **Pub 9 June 2022**

ISBN 9781914079320

Fletcher and the Stars **Pub 6 October 2022**

ISBN 9781914079337

These notes may contain links to third party websites. Graffeg does not endorse such website(s) or their contents and is not responsible for such contents and makes no representations or warranties regarding the contents, accuracy or functionality of such website(s).