


Fletcher's Four Seasons series

# Fletcher and the Caterpillar



Author: Julia Rawlinson  
Illustrator: Tiphonie Beeke  
Age: 3-5  
Format: Hardback  
Language: English  
Size: 200 x 250mm  
Publication date: March 2021  
Price: £12.99

Author and illustrator's websites:  
[www.juliarawlinson.com](http://www.juliarawlinson.com)  
[www.tiphoniebeeke.com](http://www.tiphoniebeeke.com)

## Front cover

### Discussion

Introduce the person who wrote the book, the author – what other books has the author written?

Julia Rawlinson writes the Fletcher stories.

Discuss the illustrator – what does the illustrator do?

Who enjoys drawing?

The illustrator draws and paints the pictures for the book.

Who can you see on the cover?

Do you think they are friends? How do you know?

This is Fletcher's caterpillar story – what do you think they'll get up to?

### Activities

Create a chalk drawing of the cover outdoors.

Create caterpillars from junk materials or with construction blocks and make repeating patterns on them.



## Inside spread

### Discussion

What can you see?

Look closely – what has happened to the leaves?

Who do you think has been munching the leaves?

### Activities

Collect different leaves and sort them into groups by colour, shape and size.



## Pages 4 & 5

### Discussion

'Stretching', 'swelling', 'unfurling' – adjectives are describing words. Can you think of more words to describe the meadow and tree?


This looks like a cherry blossom tree (called a sakura in Japanese). It is very important as it means spring is here.

What can Fletcher see on the leaf?

### Activities

Draw things that are signs of spring.

Watch YouTube videos of flowers budding and blossoming in spring.



## Pages 6 & 7

### Discussion

There he is – a caterpillar.

What pattern does he have?

Can you think of other animals or insects that are stripey?

Did the caterpillar want to play?

What did he want to do?

### Activities

Talk about your favourite food, then make them out of playdoh and take a photograph.



## Pages 8 & 9

### Discussion

Who came to see Fletcher?

Have you seen squirrels?


There are grey ones and red ones.

What does the squirrel enjoy doing?

Does the caterpillar enjoy climbing and racing around?

### Activities

Find out about squirrels – where do they live? What do they eat? Do they sleep through winter?



## Pages 10 & 11

### Discussion

Can you see the mice? How many mice are there? What are they doing?

Oh dear, what did the caterpillar do with the leaf?

Is Fletcher very careful with the caterpillar?

### Activities

Make some leaf or recycled paper boats and race them.




**Pages 12 & 13**

**Discussion**

Who did Fletcher find in the ferns?  
 What are they doing?  
 Do you enjoy playing hide and seek?  
 How many rabbits can you count?

**Activities**


Create an imaginative woodland play area and hide toy animals behind, under and on top of the grasses and plants.



**Pages 14 & 15**

**Discussion**

What did Fletcher do while the caterpillar munched?  
 Fletcher must have been very tired – he fell asleep.  
 Do you get tired after a busy day?




**Pages 16 & 17**

**Discussion**

Oh! What happened?  
 The caterpillar is silent and still – what could be wrong with him?

**Activities**

Find out about the life cycle of a caterpillar.  
 Make a caterpillar to hang on a mobile.  
 Make a simple life cycle jigsaw.




**Pages 18 & 19**

**Discussion**

Fletcher was very careful with the caterpillar.  
 Have you helped to look after someone or something?  
 Who, when?  
 What did you do?

**Activities**

Create an animal hospital indoors or outdoors for the children to look after sick animals.



**Pages 20 & 21**

**Discussion**

Look, the caterpillar has stuck himself to the branch!


Do you know why?

What could a chrysalis be?

The caterpillar's getting ready for a rest.

**Activities**

Spin some chrysalises from wool or string to hang up on your life cycle mobile.



**Pages 22 & 23**


**Discussion**

Look at the blob Fletcher found.

What is it?

Mummy Fox knew what was happening.

She is very clever.



**Pages 24 & 25**

**Discussion**

What can you see here?

Who is in the boat altogether?


Fletcher, the mice and the blob - 4

Have you been in a boat? Was it fun?

What was happening to the chrysalis?

**Activities**

In a movement session, demonstrate a life cycle and move in different ways: wriggling, rustling, rolling, curling, swirling, stretching.



**Pages 26 & 27**

**Discussion**

What happened next?

Can you see the butterfly?

What pattern does he have on his wings?

**Activities**

Create finger-painted butterflies and hang them outdoors or on your life cycle mobile.



## Back cover

### Discussion

What do you see on the back cover?

Who can you see?

The lines at the bottom of the page is known as an ISBN – it is a code.

All books have a special code and each one is different – just like we have fingerprints.

### Activities

Explore and compare fingerprints by looking at them with magnifying glasses.

Find out about butterflies and learn some of their names.

.....

### FLETCHER SERIES:

#### **Fletcher and the Springtime Blossom**

ISBN 9781913134624

#### **Fletcher and the Summer Show**

ISBN 9781913134631

#### **Fletcher and the Falling Leaves**

ISBN 9781913134648

#### **Fletcher and the Snowflake Christmas**

ISBN 9781913134655

#### **Fletcher and the Caterpillar**

ISBN 9781913733933

#### **Fletcher and the Rainbow**

ISBN 9781914079245

#### **Fletcher and the Rockpool **Pub 9 June 2022****

ISBN 9781914079320

#### **Fletcher and the Stars **Pub 6 October 2022****

ISBN 9781914079337

These notes may contain links to third party websites. Graffeg does not endorse such website(s) or their contents and is not responsible for such contents and makes no representations or warranties regarding the contents, accuracy or functionality of such website(s).