


Ebb and Flo series

Ebb and Flo and Their New Friend



Author: Jane Simmons

Age: 3-7

Format: Paperback

Language: English

Size: 250 x 250mm

Price: £7.99

Vocabulary

Favourite

Flapping

Growled

Grumpier

Snacks

Strange

Dragonflies

Excitedly

Front cover

Discussion

What do you see on the cover?

Title – the name of the book.

The author and illustrator's name – Jane Simmons

Let's read the title.

What else can you see?


Who is who? Ebb is the dog and Flo is the girl.

Who is the new friend?

Activities

Create boats out of paper or recycled materials to play in the water trough.

Experiment with your boats – how many small items can they hold before they sink?



Inside spread

Discussion

This book has been written for Neil.

There is a space to write your name if it is your book, so if you lose it someone can return it to you.


Ebb and Flo are going for a walk, who is following them?

Activities

Go on a walk in the local area – park, woodland or around the houses.

Stop and look at interesting shapes or listen to the sounds around you.

Play direction games including forwards, backwards, left & right.




Pages 4 & 5

Discussion

- What do you see?
- Is Ebb happy?
- Where is he?
- How many dragonflies are there in the picture?

Activities

Create paper dragonflies to hang in the trees or in the classroom.




Pages 6 & 7

Discussion

- Ebb and Flo are in a... ?
- What else have they been playing with?
- Can you see the stripy patterns?
- Why are they under the umbrella?

Activities

Paint ships of different sizes and decorate them with patterns – place them around a summer display.




Pages 8 & 9

Discussion

- What had landed on the boat?
- What is the bird doing?
- Flo is telling Ebb to share – do you share your things? With who?

Activities

Keep a bird tally chart in class, learn the names of the birds in English and Welsh.




Pages 10 & 11

Discussion

- What is happening in this picture?
- Who is cwatching up to Ebb?
- Think of different words to describe cwatching, snuggling...

Activities


Learn the 5 in a bed song and act it out where there is enough space.



Pages 12 & 13

Discussion

Ebb and Flo are in the boat, but with who?
 What else can you see in the harbour?
 How many boats can we count?




Pages 14 & 15

Discussion

What are they doing in Granny's house?
 Can you see the treats?
 What are your favourite biscuits?
 Oh dear, was that kind of Ebb to wish the bird was gone?

Activities

Plan a taste test of biscuits and create a chart of the top 5.
 Talk about being kind – choose a kindness chart and place a picture of one of the children in it each week, the others write (explain) kind things about the chosen one.




Pages 16 & 17

Discussion

What has happened?
 How does everybody feel now?
 Is Ebb happy?
 Which room is this on the boat?

Activities

Find out about different homes – where they are, what they are called, what they look like.



Pages 18 & 19

Discussion

Describe the picture – what colours can you see?
 Ebb was feeling better now – are you?

Activities


Talk about things that make you happy in school during circle time.



Pages 20 & 21

Discussion

What can you spot in the bridge – this is where the boat is steered from.
 Can you see the life jackets?
 What other shapes do you see?



Pages 22 & 23

Discussion


What is Ebb sleeping in?

Do you think it is comfortable/comfy?

What do you sleep in?

Activities

Create a collection of circular objects to investigate.



Pages 24 & 25

Discussion


Who are they visiting now?

Can you see the pictures on the side?

Why does Granny have a picture of Bird?

Activities

Print a picture of each child and create a frame to put around it by painting or decorating it.



Pages 26 & 27

Discussion

There are two dragonflies and two geese – when there are two we call it a pair.

Can you think of pairs of things?

Activities

Play a pairing game – give each of the children a card with one of a pair on it, in the hall or outdoors they must find their partner – that is who they'll be doing the next activity with.



Pages 28 & 29

Discussion

What did Flo want to do?

Is Ebb going to go fishing?

Mum is in the shallow water – shallow means the opposite of deep.

Activities

Create and play a fishing for socks game with magnets.



Pages 30 & 31

Discussion

Who did they hear coming their way?

How were they feeling now?

Excited, happy, joyful.

Activities

Create a welcome back card or poster for Bird.




Pages 32 & 33

Discussion

Who came back to say hello?

Is there room in the boat for anyone else?

Full the opposite of empty.




Pages 34 & 35

Discussion

Who is on the left/right/in the middle?

What should the friends do now?

What would you like to do?



.....
EBB AND FLO SERIES:

Ebb and Flo and Their New Friend

ISBN 9781802580679

Ebb and Flo and the Sea Monster

ISBN 9781802580730

Ebb and Flo and the Baby Seal

ISBN 9781802580716

Ebb and Flo and the Greedy Gulls

ISBN 9781802580693

These notes may contain links to third party websites. Graffeg does not endorse such website(s) or their contents and is not responsible for such contents and makes no representations or warranties regarding the contents, accuracy or functionality of such website(s).