

April's Garden



Author: Isla McGuckin
Illustrator: Catalina Echeverri
Age: 5-7
Format: Paperback
Size: 230 x 230mm
Price: £7.99

Vocabulary

Silent
Impossible
Tangled
Magazines
Seeds
Ignore
Magical
Cross
Shoots
Unfurl

Front cover

Discussion

What do you see on the cover? There are lots of words – some of them are the title.

Who is the author?

Who is the illustrator?

Who do you think is sitting?

What is April doing?

Activities

Look for pictures, catalogues, books and paintings of flowers.

Paint some flowers as a border of a photograph of you.



Inside spread

Discussion


How many different types of flowers can you see? Count how many of each type of flower you see.

This is where you write who the book belongs to.

What do you see underneath?

The author & illustrator have dedicated the story & drawings to their children.

What do you see on this page?



Activities

Paint and draw flowers.

Create a repeating flower pattern.

Create flowers from building blocks.

How many blocks of each colour did you use?



Pages 4 & 5

Discussion

What is happening here?

Where are April and her mum going?


What time of day is it?

How do you know?

How many different lights can you see in the pictures?

Activities

Create a collection or a make a collage of different types of lights and explain how they help us.



Pages 6 & 7

Discussion


What sort of place is this house?

How many other people are here?

What room are they in?

Activities

Play the 'where does it belong game'. Collect items from different rooms in your house then place them into groups describing what they are and what they do.



Pages 8 & 9

Discussion

Describe the weather in this drawing.

Do you see April?

How do you think she is feeling?

Have you felt that way? When?

Activities

Paint or draw a stormy day or night with dark murky colours or with charcoal.



Pages 26 & 27

Discussion

What is happening here? They are filling the car. Where do you think they are going?

What did April draw at the start of the story?

Activities

Draw a picture of your home or somewhere else that is important to you.

Move objects from one place to another in different ways, e.g. lifting, pushing, pulling etc.



Pages 28 & 29

Discussion

Where are April and her mother?

Is this the new house?

What do they need to do to get settled in?

Activities

Imagine you were moving to a new house or a new classroom in school – what things would you need to settle in?



Pages 30 & 31

Discussion

April is staring at something. The seed has started to grow!

Imagine how April is feeling now.

Activities

'Move' like a plant. Start small like a seed, then 'grow' a shoot getting taller and taller until you are a wonderful tall plant with a flower on top.



Pages 32 & 33

Discussion


Look at April's little plants. What has grown? Which one is your favourite?

What shapes can you see?

What is Mum doing?

Activities

Look at different flowers through a magnifying glass. What shapes are the petals and leaves?



Pages 34 & 35

Discussion

What can you see in this room?

How does April feel in this new home?

Activities

Make an information sheet or one page profile of things you enjoy, things that make you happy, things that make you sad, things that make you excited and things that make you angry.



Inner spread

Discussion

Get to know the author and illustrator better – read all about them.



Back cover

Discussion

What information can we find on the back cover? The blurb, the ISBN, the price of the book.

Scan the QR code – what happens?

Activities

Create your own blurb for this story or another story published by Graffeg then display them.

.....

These notes may contain links to third party websites. Graffeg does not endorse such website(s) or their contents and is not responsible for such contents and makes no representations or warranties regarding the contents, accuracy or functionality of such website(s).