


Albert the Tortoise series

Albert Upside Down



Author: Ian Brown
Illustrator: Eoin Clarke
Age: 3-7
Format: Paperback
Language: English
Size: 250 x 250mm
Publication date: April 2021
Price: £7.99

Themes

Helping others
Movement
Mini beasts
Insects
Forces

Front cover

Discussion


Discuss the illustration – what do you see?

Who do you think this is on the cover?

What else is written on the cover?

The title, the name of the author and the illustrator (more information on page 34)

Have you ever been upside down? How does it feel?



Inside spread

Discussion

Who can you see? What is he doing?

What else is printed on the page? Graffeg is the name of the publisher.

A publisher prints the book – find out about publishers.



Pages 2 & 3

Discussion


Where is Albert?

Why does everything look so strange?

How do we know he is upside down?

Activities

Lay down outdoors and describe the clouds you see in the sky.



Pages 4 & 5


Discussion

Can you see Albert? (Turn the book over.)

What do you think has happened?

Activities

Make a tortoise out of clay/playdough and make a shell from recycled materials.



Pages 6 & 7


Discussion

What was Albert trying to do?

What flower was he going to eat?

Activities

Go on a walk outdoors to look for wildflowers.




Pages 8 & 9

Discussion

Oh dear, Albert has toppled over!

Why can he not get up?

How do you think he feels?



Pages 10 & 11


Discussion

Who came by and saw Albert?

Do you think he can help? Why? How?

Activities

Sing the wiggly worm song – 'There's a worm at the bottom of the garden/and his name is Wiggly Woo': <https://www.youtube.com/watch?v=s5NEdQ904jY>



Pages 12 & 13

Discussion


Who came to see Albert next?

Another worm and the ants – what did the spider suggest?

Working together – is that a good idea?

Activities

Circle time – how could we help? e.g. someone who has fallen on the yard, someone who is feeling sad, someone who is new to the school.



Pages 14 & 15

Discussion

What has the worm put on the blackboard? A plan!
 What is he wearing? A protective hat and high-visibility jacket.
 Who wears clothes like these? Why do they wear them?

Activities

Set up an obstacle course or mission for the children to solve as a group.




Pages 16 & 17

Discussion

Who can you see in the picture?
 How many can you name?
 Can you see the stack /creature's hotel?

Activities

Make a mini beast stack in your outdoor area.



Pages 18 & 19

Discussion

How are they trying to help Albert? Pushing, lifting, pulling.
 Who is pulling?
 Who is pushing?

Activities

Investigate forces using different objects – use cars, rocks, shopping bags etc.




Pages 20 & 21

Discussion

Why are they using fruit and vegetables?
 What are they using? Name them.
 Is it working?
 What are your favourite fruits and vegetables?

Activities

Create a chart of favourite foods.
 Discuss: If you were tired and didn't want to get up, what food would make you get out of bed?



Pages 22 & 23

Discussion

Who came to help? The butterfly.


What did the snail say? 'You are too delicate' – what does that mean?

How do you think the butterfly felt?

Can you see the spider's boots?

Activities

Find out about words that mean delicate.



Pages 24 & 25

Discussion

What was the new idea?


Is that a good idea?

What shape have they made? Who is at the top?

Who is at the bottom – why do you think that is?

Activities

Play tiddlywinks – snapping one side makes the counter jump.



Pages 26 & 27

Discussion

Who came back? The butterfly.

Was she able to help?

Activities

Create butterfly painting and drawings and hang them/place them in the garden.



Pages 28 & 29


Discussion

Did their idea work?

Do you think Albert is feeling better?

Oh no, the insects had better be careful or Albert will squish them.

Which insects can you see flying through the air?




Pages 30 & 31

Discussion

Oh dear! What happened next?

Oops, Albert broke wind!

How embarrassing.



Pages 32 & 33

Discussion


Were his friends happy?

How do you know?

Where are they all standing? On top of the rock.

Activities

Play positional language games – where is the.../ What is in top of the cupboard.




Pages 34 & 35

Discussion

Information about the author and illustrator.

Information about tortoises.



Back cover

Discussion

Draw attention to the title.

Explain what a blurb is.

What else is on the back? ISBN/ Graffeg/ price of the book.

Activities

Look for other books with prices on them and order from the cheapest to the most expensive.

ALBERT THE TORTOISE SERIES:

Albert Upside Down

ISBN 9781913634162

Albert and the Wind

ISBN 9781913733445

These notes may contain links to third party websites. Graffeg does not endorse such website(s) or their contents and is not responsible for such contents and makes no representations or warranties regarding the contents, accuracy or functionality of such website(s).