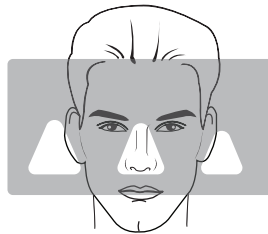


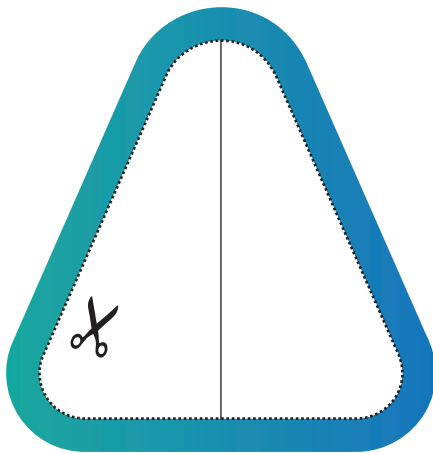
# Fitting Template

0 mm 10 20 30 40 50 60 70 80 90 100 110 120 130 140

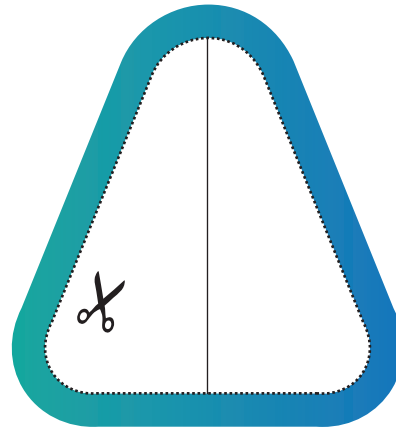


## Viva Nasal Mask

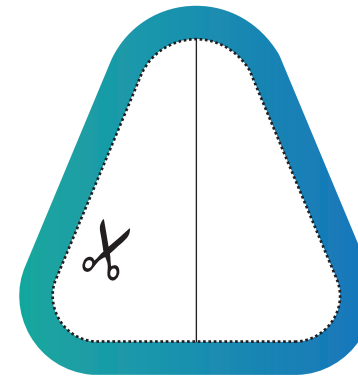
1. Place template around the nose.
2. Obtain a close fit around the nose allowing some clearance around the nostrils and nasal bridge.



**L** W: 48 mm H: 50 mm



**M** W: 43 mm H: 47 mm



**S** W: 38 mm H: 40 mm

1. Please ensure the print is accurate to the scale.
2. Cut out the template
3. Cut out the nasal holes (fold each hole in half makes it easier to cut)

3744 1018 VIVA

