

LM3000 Household Item UV Sanitizer

Lumin[®]

USER MANUAL



Explanation of Symbols	4
Understanding Your Device	4
Specifications	4
Using Your Lumin	5
Caring for Your Lumin Device	5
Lumin UV Multi-Purpose Sanitizer.....	6
Indications for Use	6
Features	6
Sanitizing Other Personal Care Items.....	7
Electromagnetic Compatibility.....	8
Warnings	9
Warranty.....	11

EXPLANATION OF SYMBOLS USED



Equipment protected throughout by double insulation or reinforced insulation.



Refer to instruction manual.



Important information concerning your safety or the operation of your device.

SAFETY REQUIREMENTS

1. The Lumin needs to be installed and used according to EMC information provided in the document.
2. Some wireless equipment may be affected when lumin is working, such as wireless home network devices, mobile phones, cordless telephones and their base stations, walkie-talkies. It should be kept at least a distance away from Lumin.
3. Refer to all necessary instructions for maintaining basic safety and essential performance with regard to electromagnetic disturbances for the expected service life.

Understanding Your Device

The Lumin operates using UV-C light. The drawer is made of polished aluminum which reflects the UV light to improve coverage. The Lumin operates using a form of high energy light that is focused narrowly on the wavelength that is most effective in reducing bacteria* and viruses.*

SPECIFICATIONS

SKU:	LM3000
Weight:	5.5 lbs
Dimensions:	12.25 x 8.5 x 7.75"
Voltage:	AC 110 V 0.2A 60Hz AC 220 V 0.15A 50Hz
Fuse:	250 V, 2A, Interrupting Capability: 50A
TUV Lamp Useful Life:	9000 hr
Lamp Wattage:	9 W
UV-C Radiation:	2.3 W
Environmental Conditions:	
Storage Temperature:	0° to 120° F / -18° to 49° C
Operating Temperature:	20° to 100° F / 7° to 38° C
Humidity:	Up to 93%, non-condensing
Atmospheric Pressure:	800-1060hPa
Altitude:	2000m

Lab Tested on Hard Non-Porous Surfaces:

* Bacteria: E. coli 99.99%, S. enterica 99.99%, S. aureus 99.99%, K. pneumoniae 99.99%

Lab Tested on Porous Soft Surfaces:

** Viruses: Influenza A (H1N1) >99.9% and Human Coronavirus 229E >99.9%,
Human Adenovirus 2 (ATCC VR-846) >99.9%

Using Your Lumin

1. Plug the Lumin power cord in a wall outlet.
2. Place the article face up on the acrylic rack.
3. If the article is visibly soiled please first wipe thoroughly with a wipe.
4. Close the Lumin chamber drawer.
5. Press round power button, the Cycle-On orange light will turn on indicating that the 5 minute cleaning cycle has started.
6. After 5 minutes the Lumin will emit a beep and the UV light will no longer be visible. A green light will indicate completion of the cleaning cycle.

No waiting period is necessary
and your article is now ready to use.

Caring for Your Lumin Device

The Lumin bulb is designed to exceed the life of your device so changing the bulb should not be necessary. If, however, it does become necessary, the bulb is removed by simply grabbing the base and pulling firmly. The bulb is easily replaced by inserting the new bulb and pushing it into the socket. If you are in need of a replacement bulb please contact 3B Medical at 863-226-6285 for a replacement bulb. Alternatively you may also log on to www.3BLumin.com and order a bulb or email support@3Bproducts.com.

The Lumin drawer is lined with polished aluminum. Do not use baking soda or other alkali-based cleaners on aluminum as it can cause discoloration. Aluminum scratches fairly easily, so avoid abrasive cleaners and scrubbers when cleaning and polishing. If using a metal or glass cleaner, test the cleaner on a small portion of the drawer. Polish with a soft lint free cloth. Should the casing of your 3B Lumin become soiled you may wipe down with any moist cloth. Do not immerse your Lumin into water or any cleaning solvents. Place your Lumin on a level counter or tabletop. Do not drop your Lumin or the bulb and or glass drawer may shatter.

Lumin Multi-Purpose UV Sanitizer

Thank you for your recent purchase of the Lumin Multi-Purpose UV Sanitizer.


Please read and follow all directions in this user manual.

Indications for Use

The Lumin is a UV device intended to sanitize a variety of household and personal care items (e.g. cell phones, electric toothbrush, keys, video game controllers, etc).

FEATURES

Simple one-touch operation.



Sanitizing Other Personal Care Items

Lumin is a multipurpose sanitizer that is lab tested to reduce bacteria* & viruses* on multiple surfaces. Lumin may be used on cell phones, keys, video game controllers, face masks for home use, etc. To use Lumin on your personal care items, simply place them in the Lumin drawer, close and hit the start button. Lumin's cycle lasts only 5 minutes!



Lab Tested on Hard Non-Porous Surfaces:


* Bacteria: E. coli 99.99%, S. enterica 99.99%, S. aureus 99.99%. K. pneumoniae 99.99%


Lab Tested on Porous Soft Surfaces:


** Viruses: Influenza A (H1N1) >99.9% and Human Coronavirus 229E >99.9%, Human Adenovirus 2 (ATCC VR-846) >99.9%


ELECTROMAGNETIC COMPATIBILITY


Item	Compliance	Electromagnetic Environment
Radiated Emission (CISPR 11)	P	Its RF emissions are very low and are not likely to cause any interference in nearby electronic equipment
Harmonics of Current (IEC 61000-3-2.)	P	40 order harmonics
Voltage Flicker (IEC 61000-3-3)	-	Without testing according to clause 6.1 of IEC 61000-3-3.
Electrostatic Discharge Immunity (IEC 61000-4-2)	P	±8 kV contact ±2 kV, ±4 kV, ±8 kV, ±15 kV air
Conducted Disturbance Immunity (IEC 61000-4-6)	P	Home Healthcare Environment
Electrical Fast Transient/Burst IEC (61000-4-4)	P	±2 kV 100 kHz repetition frequency
Surge Immunity (IEC 61000-4-5)	P	Line to line ±0.5kV, ±1kV Line to earth ±0.5kV, ±1kV, ±2kV
Voltage Dips and Interruptions (EN 61000-4-11)	P	0%UT 0.5(at 0°, 45°, 90°, 135°, 180°, 225°, 270°, 315°) 0%UT 1(at 0°) 70%UT 25(at 0°) 0%UT 250(at any angle)
Radiated Electromagnetic Field Immunity (IEC 61000-4-3)	P	Home Healthcare environment 80 to 2700 MHz (Front, Rear, left, right) Field Strength: 10V/M
Power Frequency Magnetic Field Immunity (IEC 61000-4-8)	P	Orientations of Induction Coil (X, Y, Z) Magnetic Field Strength: 30A/m


 **Warning** - the Lumin is not a toy and is not intended to be used by children.


 **Warning** - the Lumin has a powerful UV light bulb included, use with care in case of broken glass.


 **Warning** - do not use in or around sinks, tubs, pools or any bodies of water.


 **Warning** - the UV that is emitted in the closed chamber is not compatible with life, never place living creatures in the Lumin.


 **Warning** - Ultraviolet (UV-C) Radiation Hazard. Any exposure to the UV-C will cause significant eye damage and may cause skin damage. If you see any crack or damage in the tinted oval window on the top of the unit, unplug the power and stop using immediately, and contact 3B Medical for assistance.

 **Warning** - do not stack objects on top of your Lumin.

 **Warning** - use this device only for its intended use as described in this manual. If the equipment is not used in the manner specified, the cleaning provided by the equipment may be less effective.

 **Warning** - Do not attempt to operate this device with the drawer open. The device was designed to shut off automatically when the drawer is open. It is important not to defeat or tamper with this safety feature as UV light can cause damage to eyesight.

 **Warning** - The Lumin plugs into an outlet. Disconnect the device by unplugging. Do not plug the device into an outlet that is difficult to access.

 **Warning** - Lumin relies on the optics of UVC light. Results may vary depending on positioning and shadowing.

WARRANTY


Your Lumin is warranted for a period of 2 years from time of purchase to be free from manufacturer defect or workmanship. Should you encounter a warranty issue please contact 3B Medical at www.3BLumin.com to submit a return authorization or email support@3bproducts.com.


It is at the discretion of 3B Medical to repair, replace or exchange your Lumin unit should it be necessary. 3B Medical is not liable for misuse, mishandling or breach of this written guarantee. Attempts to alter the Lumin in any way will void warranty.


Please register your Lumin at www.3BLumin.com

Lumin LM3000 Multi-Purpose UV Sanitizer

 **This device complies with Part 18 of the FCC Rules.**


 This equipment has been tested and found to comply with the limits for a Consumer ISM equipment, pursuant to Part 18 of the FCC Rules. These limits are designed to provide reasonable protection against harmful interference in a residential installation. This equipment generates, uses and can radiate radio frequency energy and, if not installed and used in accordance with the instructions, may cause harmful interference to radio communications. However, there is no guarantee that interference will not occur in a particular installation."

 Please note that changes or modifications of this product is not expressly approved by the party responsible for compliance could void the user's authority to operate the equipment.

 If this equipment does cause harmful interference to radio or television reception, which can be determined by turning the equipment off and on, the

user is encouraged to try to correct the interference by one or more of the following measures:

- Reorient or relocate the receiving antenna.
- Increase the separation between the equipment and receiver.
- Connect the equipment into an outlet on a circuit different from that to which the receiver is connected.
- Consult the dealer or an experienced radio/TV technician for help.

 This product may cause interference to radio equipment and should not be installed near maritime safety communications equipment, ships at sea or other critical navigation or communications equipment operating between 0.45-30 MHz.



 *3B™ Medical, Inc.*

203 Avenue A NW, Suite 300 | Winter Haven, FL 33881
www.3BLumin.com and www.3Bproducts.com
Technical Support contact 3BLumin.com/support
Sales and Information contact info@3BLumin.com