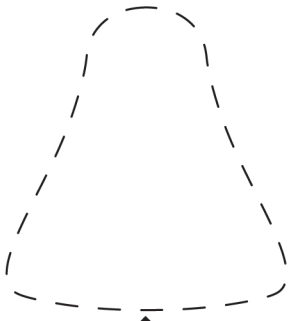



**Mirage Micro™**  
NASAL MASK

**Mirage Activa™ LT**  
NASAL MASK

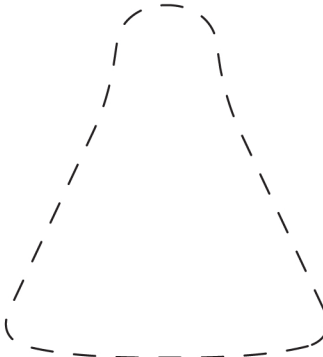
**Mirage™ SoftGel**  
NASAL MASK



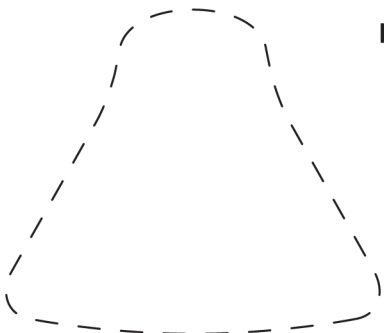
**SMALL**



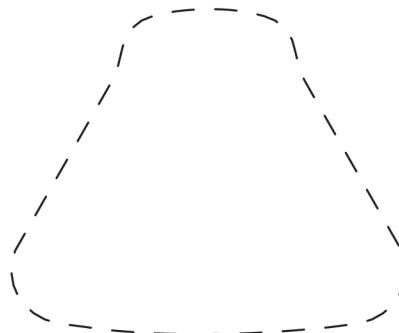
**MEDIUM**



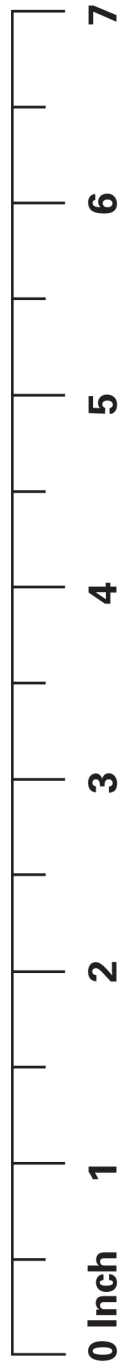
**LARGE**



**LARGE WIDE**



**X-LARGE**  
(Micro only)



**Actual Size: 5 1/2" (Width) x 7" (Height)**

Ruler is for scaling purposes.

How to use the fitting template:

1. Cut out the template along the dotted line
2. Cut out nasal holes  
*(hint: fold each nasal hole in half to cut)*
3. Follow directions on template to determine appropriate cushion size

**RESMED**